



FY 2017 Consolidated Annual Performance and Evaluation Report (CAPER)

Morris County, NJ

September 2018

Prepared by:
The Morris County Department of
Human Services

and

Mullin & Lonergan Associates, Inc.

TABLE OF CONTENTS

CR-05 - Goals and Outcomes	1
CR-10 - Racial and Ethnic composition of families assisted.....	5
CR-20 - Affordable Housing 91.520(b)	14
CR-25 - Homeless and Other Special Needs 91.220(d, e); 91.320(d, e); 91.520(c)	16
CR-30 - Public Housing 91.220(h); 91.320(j)	21
CR-35 - Other Actions 91.220(j)-(k); 91.320(i)-(j).....	22
CR-40 - Monitoring 91.220 and 91.230	27
CR-45 - CDBG 91.520(c)	29
CR-50 - HOME 91.520(d).....	30
CR-60 - ESG 91.520(g) (ESG Recipients only)	32
CR-65 - Persons Assisted.....	35
CR-70 – ESG 91.520(g) - Assistance Provided and Outcomes.....	38
CR-75 – Expenditures.....	40
CAPER Report from SAGE for ESG Activities	43
IDIS Reports.....	44

CR-05 - Goals and Outcomes

Progress the jurisdiction has made in carrying out its strategic plan and its action plan. 91.520(a)

This report reflects the completion of the third of a five year Consolidated Planning period. As shown on the table below, the cumulative expenditures for funds provided in FY 2015, 2016 and 2017, have addressed a significant portion of the infrastructure and public service goals established in that plan. The completion of public facility and housing goals may appear to be lagging but actually underway. The IDIS reports do not capture the accomplishment data until the activity is fully expended. Many projects such as housing rehabilitation and HOME projects to create new housing take more than one year to complete and are not reported complete for two or more report cycles. A description of on-going activities is provided in the later sections.

Comparison of the proposed versus actual outcomes for each outcome measure submitted with the consolidated plan and explain, if applicable, why progress was not made toward meeting goals and objectives. 91.520(g)

Categories, priority levels, funding sources and amounts, outcomes/objectives, goal outcome indicators, units of measure, targets, actual outcomes/outputs, and percentage completed for each of the grantee's program year goals.

Goal	Category	Source / Amount	Indicator	Unit of Measure	Expected – Strategic Plan	Actual – Strategic Plan	Percent Complete	Expected – Program Year	Actual – Program Year	Percent Complete
Administration	Administration	CDBG: \$ 1,637,665/ HOME: \$283,351	Other	Other	5	3	60.00%	1	0	100.00%
Create/preserve homeownership opportunities	Affordable Housing	CDBG: \$992,686 / HOME: \$725,000	Homeowner Housing Added	Household Housing Unit	20	8	40.00%	1	2	200.00%
Create/preserve homeownership opportunities	Affordable Housing		Homeowner Housing Rehabilitated	Household Housing Unit	200	251	125.50%	120	35	29.17%

Create/preserve homeownership opportunities	Affordable Housing		Direct Financial Assistance to Homebuyers	Households Assisted	20	0	0.00%	0	0	0
Create/preserve rental housing	Affordable Housing	CDBG: \$450,000 / HOME: \$726,982	Rental units constructed	Household Housing Unit	100	0	0.00%	8	0	0.00%
Housing for persons who are homeless	Public Housing Homeless		Public service activities other than Low/Moderate Income Housing Benefit	Persons Assisted	0	322	0.00%	0	322	0.00%
Housing for persons who are homeless	Public Housing Homeless		Tenant-based rental assistance / Rapid Rehousing	Households Assisted	65	48	73.85%	40	17	42.50%
Housing for persons who are homeless	Public Housing Homeless		Homeless Person Overnight Shelter	Persons Assisted	1000	313	31.30%	975	262	26.87%
Housing for persons who are homeless	Public Housing Homeless		Overnight/Emergency Shelter/Transitional Housing Beds added	Beds	0	0	0	0	0	0
Housing for persons who are homeless	Public Housing Homeless		Homelessness Prevention	Persons Assisted	1000	269	26.90%	508	116	22.83%
Improve/expand infrastructure	Non-Housing Community Development	CDBG: \$1,799,610	Public Facility or Infrastructure Activities other than Low/Moderate Income Housing Benefit	Persons Assisted	35000	137955	394.16%	6715	4955	73.79%

Improve/expand public facilities	Non-Housing Community Development	CDBG: \$1,750,000	Public Facility or Infrastructure Activities other than Low/Moderate Income Housing Benefit	Persons Assisted	35000	24040	68.69%	61942	6587	10.63%
Non-homeless special needs housing	Affordable Housing Non-Homeless Special Needs	CDBG: \$252,000 / HOME: \$648,696	Public Facility or Infrastructure Activities other than Low/Moderate Income Housing Benefit	Persons Assisted	0	0	0	0	0	0
Non-homeless special needs housing	Affordable Housing Non-Homeless Special Needs		Public service activities for Low/Moderate Income Housing Benefit	Households Assisted	0	0	0	0	0	0
Non-homeless special needs housing	Affordable Housing Non-Homeless Special Needs		Rental units rehabilitated	Household Housing Unit	0	0	0.00%	14	0	0.00%
Non-homeless special needs housing	Affordable Housing Non-Homeless Special Needs		Other	Other	10	0	0.00%	0	0	0
Public services	Non-Homeless Special Needs Non-Housing Community Development	CDBG: \$1,278,370	Public service activities other than Low/Moderate Income Housing Benefit	Persons Assisted	2300	1487	64.65%	402	308	76.62%
Public services	Non-Homeless Special Needs Non-Housing Community Development		Homeless Person Overnight Shelter	Persons Assisted	1000	313	31.30%	0	0	0

Table 1 - Accomplishments – Program Year & Strategic Plan to Date

Assess how the jurisdiction’s use of funds, particularly CDBG, addresses the priorities and specific objectives identified in the plan, giving special attention to the highest priority activities identified.

Morris County allocated CDBG, HOME and ESG funding to address high priority goals and objectives as outlined in the Five Year Consolidated Plan. For FY 2015-2019, Morris County has identified the following goals and outcomes:

- Creation and preservation of rental housing for low-income households
- Creation and preservation of affordable homeownership housing
- Support activities that prevent homelessness
- Support the ongoing operation and preservation of shelter facilities for homeless
- Support activities that move persons experiencing homelessness to permanent housing
- Improve and expand public facilities to serve low income populations
- Improve and expand infrastructure to serve low income populations
- Support public services for children and homeless and special needs populations

FY 2017 activities, particularly CDBG, met the needs of the low income community by providing infrastructure and facility improvements, housing for low income and special needs populations and services for the homeless. There are several HOME funded activities underway and one was completed in FY 2017. The Emergency Solutions Grant program provides shelter, outreach and rapid-rehousing to homeless families and individuals.

CR-10 - Racial and Ethnic composition of families assisted

Describe the families assisted (including the racial and ethnic status of families assisted).

91.520(a)

	CDBG	HOME	ESG
White	4085	8	204
Black or African American	751	5	130
Asian	135	0	19
American Indian or American Native	61	0	2
Native Hawaiian or Other Pacific Islander	34	0	4
Total	6,145	13	0
Hispanic	2,453	8	125
Not Hispanic	3,692	5	291

Table 2 – Table of assistance to racial and ethnic populations by source of funds

Narrative

Morris County population's major constituent groups consist of 3.1% Black or African American, 9.0% Asian, and 82.6% White. When considering origin and race, 11.5% of the total population is Hispanic/Latino. Pockets, or concentrations of these subpopulations, occur in 14 of the county's 39 municipalities.

The County does not set priorities for allocating investments geographically. Funding awards are based on need and activity eligibility within low income areas. Assistance is spread throughout the consortium with actual locations determined by applications received and funding availability. Activities have been undertaken in many of the 24 communities with areas of racial concentration. The Township of Parsippany-Troy Hills determines the location of activities to be assisted with CDBG funds within the Township. Parsippany-Troy-Hills is part of the County's HOME consortium but a separate CDBG entitlement.

The largest concentration of Black/African American population is in Morristown. For Asians, the largest concentration is in the Township of Parsippany-Troy Hills, which is not a part of Morris County's CDBG jurisdictions but is part of the County's HOME Consortium.

In addition to the beneficiaries of infrastructure and facilities project shown above under CDBG, there were 35 homeowners assisted with housing rehabilitation. Of these 28 were White, 6 were Black and 1 was multi-racial.

HOME program expenditures reflect the 13 beneficiaries of Tenant Based Rental Assistance Program operated in coordination with the Continuum of Care of whom 8 were White and 5 were Black/African American. Of the 8 White respondents, 4 identified as Hispanic. There were six (6) homeownership units sold of which five (5) identified as Hispanic and all identified as White.

In addition to the races offered in the table above, CDBG served 1,037 persons who were multi-racial and ESG served 43 persons identifying as multiple races and 19 that did not provide the information. For Hispanic/Non-Hispanic in ESG, 5 did participants not respond. CR-15 - Resources and Investments 91.520(a)

Identify the resources made available

Source of Funds	Source	Resources Made Available	Amount Expended During Program Year
CDBG	CDBG	1,869,115	169,0854
HOME	HOME	602,832	746,038.48
ESG	ESG	157,444	236,957.29

Table 3 - Resources Made Available

Narrative

CDBG: Resources made available for FY 2017 include the FY 2017 grant of \$1,769,115 and program income received of \$92,221 for a total of \$1,869,115 . In addition there was \$1,855,880. 93 remaining in prior years funds for a total of \$3,717,216.93. PR 26 shows that there was a total of \$1,690,854.23 expended for CDBG during FY 2017. There is a balance of funds remaining of \$2,026,362.70 which is committed to a variety of activities as shown in PR 03.

HOME: Resources made available consists of the FY 2017 grant of \$602,832. During FY 2017, Morris County spent the sum of \$ 746,038.48 including funds from FY 2014, 2015, 2016 and 2017 and incurred a match liability (25% of funds expended other than Admin) of \$168,125.75.

ESG: Resources made available for FY 2017 consists of the FY 2017 grant of \$ 157,444. There was \$16,313 in FY funds and \$146,603 remaining from the FY 2016 to disburse. All of FY 2015 and 2016 funds were disbursed.

Identify the geographic distribution and location of investments

Target Area	Planned Percentage of Allocation	Actual Percentage of Allocation	Narrative Description
Countywide	100		

Table 4 – Identify the geographic distribution and location of investments

Narrative

The county does not target activities geographically. The geographic area within the Consortium consists of 39 municipalities with a land area of 469 square miles. The Urban County program included 37 municipalities for FY 2017 with Dover and Parsippany-Troy Hills only participating in the HOME program. Census figures from 2010 indicate a total population of 492,276. In terms of race, the population's major constituent groups consist of 3.1% Black or African American, 9.0% Asian, and 82.6% White. When considering origin and race, 11.5% of the total population is Hispanic/Latino. Pockets, or concentrations of these subpopulations, occur in 14 of the county's 39 municipalities.

Funding awards are based on need and activity eligibility within low income areas. Assistance is spread throughout the consortium with actual locations determined by applications received and funding availability. Activities have been recommended for funding in areas of minority concentrations in the Mount Olive, Montville, Rockaway, Victory Gardens, Rockaway Township, Roxbury, and Netcong. The Township of Parsippany-Troy Hills determines the location of activities to be assisted with CDBG funds within the Township.

The tracts identified as racially concentrated areas of poverty are:

- Census Tract 435: Morristown
- Census Tract 438: Morristown
- Census Tract 417.05: Parsippany
- Census Tract 450: Dover
- Census Tract 456.02: Victory Gardens

In addition, the Analysis of Impediments to Fair Housing identified 24 Municipalities with areas of racial concentration that are not areas of poverty including:

Municipality	Census Tract	Percent Minority >15%	Percent Hispanic >10%
Riverdale	Census Tract 404		21.3%
Butler	Census Tract 405		10.9%
Montville	Census Tract 408.03	27.8%	
	Census Tract 408.04	18.1%	
	Census Tract 408.05,	15.3%	
Boonton	Census Tract 410,	18.7%	10.3%
	Census Tract 411		20.0%
Denville	Census Tract 415	16.6%	
Parispany-Troy Hills	Census Tract 416.02	25.2%	
	Census Tract 416.03,	43.1%	
	Census Tract 416.04,	20.6%	
	Census Tract 417.04,	41.8%	
	Census Tract 418.01,	54.6%	
	Census Tract 418.02,	38.3%	
East Hanover	Census Tract 418.03	43.3%	
	Census Tract 419.01		14.3%
Hanover	Census Tract 419.02	18.2%	
	Census Tract 420	19.5%	
	Census Tract 421		13.4%
Florham Park	Census Tract 422	17.9%	
	Census Tract 426	17.3%	
Morris Township	Census Tract 433.01	30.4%	13.2%
	Census Tract 434.01	16.1%	

Municipality	Census Tract	Percent Minority >15%	Percent Hispanic >10%
Morristown	Census Tract 435	31.9%	65.7%
	Census Tract 436	18.6%	15.9%
	Census Tract 437	17.2%	12.4%
	Census Tract 438	27.8%	36.9%
Long Hill	Census Tract 441.02	20.9%	17.3%
Rockaway	Census Tract 443		11.1%
Rockaway Township	Census Tract 444.04	24.4%	13.3%
	Census Tract 445.01	17.6%	12.4%
	Census Tract 445.02	25.1%	25.6%
Jefferson	Census Tract 447.02	19.3%	
Dover	Census Tract 448	54.8%	73.9%
	Census Tract 449	48.6%	69.0%
	Census Tract 450	54.5%	66.7%
Wharton	Census Tract 451	39.1%	44.7%
Mine Hill	Census Tract 452	18.8%	15.7%
Roxbury	Census Tract 453	20.4%	10.2%
	Census Tract 454.02		12.2%
Victory Gardens	Census Tract 456.02	61.5%	60.0%
Randolf	Census Tract 456.03	35.5%	21.1%
Netcong	Census Tract 460	8.7%	23.1%
Mount Olive	Census Tract 461.03	15.5%	11.7%
	Census Tract 461.04	15.6%	23.9%
	Census Tract 461.05	19.4%	
	Census Tract 461.06	15.7%	
Washing ton	Census Tract 462.01	16.2%	11.7%
Randolf	Census Tract 463	22.8%	

Leveraging

Explain how federal funds leveraged additional resources (private, state and local funds), including a description of how matching requirements were satisfied, as well as how any publicly owned land or property located within the jurisdiction that were used to address the needs identified in the plan.

Typically, other resources made available to meet the needs identified in the Consolidated Plan include state and municipal funds, County grant-in-aid, weatherization funds, private foundations, private donations, volunteer labor and private loans from lending institutions.

HOME and HESG require match. The HOME match is 25% of the grant funds received. The match liability for Morris County for FY 2017 was \$168,125 as reported on PR33. ESG match is 100% and is provided by individual non-profit agencies that receive the funds. See ESG section of this report.

Fiscal Year Summary – HOME Match	
1. Excess match from prior Federal fiscal year	12,514,008.61
2. Match contributed during current Federal fiscal year	128,150.84
3. Total match available for current Federal fiscal year (Line 1 plus Line 2)	12,642,159.45
4. Match liability for current Federal fiscal year	179,854.39
5. Excess match carried over to next Federal fiscal year (Line 3 minus Line 4)	12,462,305.06

Table 5 – Fiscal Year Summary - HOME Match Report

Match Contribution for the Federal Fiscal Year								
Project No. or Other ID	Date of Contribution	Cash (non-Federal sources)	Foregone Taxes, Fees, Charges	Appraised Land/Real Property	Required Infrastructure	Site Preparation, Construction Materials, Donated labor	Bond Financing	Total Match
11/15 -1299 Wallman	04/20/2018	0	0	0	0	13,779	0	13,779
12/15 -1298 Walnut	05/02/2018	17,397	0	0	0	0	0	17,397
12/16 - 1331 Willow	05/02/2018	0	0	0	0	16,090	0	16,090
12/17 - 1339 Nouvelle	05/17/2018	11,000	0	0	0	0	0	11,000
13/14 -1269 Abbett	05/02/2018	0	0	0	0	17,233	0	17,233
13/14-1272 Harding	11/14/2017	0	0	0	0	17,994	0	17,994
13/14-1303 Monore	09/14/2017	34,658	0	0	0	0	0	34,658

Table 6 – Match Contribution for the Federal Fiscal Year

HOME MBE/WBE report

Program Income – Enter the program amounts for the reporting period				
Balance on hand at begin-ning of reporting period \$	Amount received during reporting period \$	Total amount expended during reporting period \$	Amount expended for TBRA \$	Balance on hand at end of reporting period \$
0	39,427	0	0	39,427

Table 7 – Program Income

Minority Business Enterprises and Women Business Enterprises – Indicate the number and dollar value of contracts for HOME projects completed during the reporting period						
	Total	Minority Business Enterprises				White Non-Hispanic
		Alaskan Native or American Indian	Asian or Pacific Islander	Black Non-Hispanic	Hispanic	
Contracts						
Number	6					6
Dollar Amount	\$2,187,713					\$2,187,713
Sub-Contracts						
Number	21				8	13
Dollar Amount	855,923.90				346,708.95	509214.95
	Total	Women Business Enterprises	Male			
Contracts						
Number	6	1	5			
Dollar Amount	\$2,187,713	460,000	1,727,713			
Sub-Contracts						
Number	21	3	18			
Dollar Amount	855,923.90	362,200.75	493,723.15			

Table 8 - Minority Business and Women Business Enterprises

Minority Owners of Rental Property – Indicate the number of HOME assisted rental property owners and the total amount of HOME funds in these rental properties assisted						
	Total	Minority Property Owners				White Non-Hispanic
		Alaskan Native or American Indian	Asian or Pacific Islander	Black Non-Hispanic	Hispanic	
Number	0	0	0	0	0	0
Dollar Amount	0	0	0	0	0	0

Table 9 – Minority Owners of Rental Property

Relocation and Real Property Acquisition – Indicate the number of persons displaced, the cost of relocation payments, the number of parcels acquired, and the cost of acquisition						
Parcels Acquired		0		0		
Businesses Displaced		0		0		
Nonprofit Organizations Displaced		0		0		
Households Temporarily Relocated, not Displaced		0		0		
Households Displaced	Total	Minority Property Enterprises				White Non-Hispanic
		Alaskan Native or American Indian	Asian or Pacific Islander	Black Non-Hispanic	Hispanic	
Number	0	0	0	0	0	0
Cost	0	0	0	0	0	0

Table 10 – Relocation and Real Property Acquisition

CR-20 - Affordable Housing 91.520(b)

Evaluation of the jurisdiction's progress in providing affordable housing, including the number and types of families served, the number of extremely low-income, low-income, moderate-income, and middle-income persons served.

	One-Year Goal	Actual
Number of Homeless households to be provided affordable housing units	1,523	13
Number of Non-Homeless households to be provided affordable housing units	129	6
Number of Special-Needs households to be provided affordable housing units	14	0
Total	1,666	19

Table 11 – Number of Households

	One-Year Goal	Actual
Number of households supported through Rental Assistance	40	13
Number of households supported through The Production of New Units	9	6
Number of households supported through Rehab of Existing Units	134	35
Number of households supported through Acquisition of Existing Units	0	0
Total	183	54

Table 12 – Number of Households Supported

Discuss the difference between goals and outcomes and problems encountered in meeting these goals.

There were eleven (11) housing development activities underway in 2017 - of which 2 were completed. These projects include:

- 27 Monmouth - homeownership
- 88 MLK - rental 8 units
- Chester Boro Supportive Housing-Comm. Hope

- 23 Abbett - rental 2 units
- Nouvelle Group Home - rental
- 6 Monroe - rental 2 units
- 24 Walnut – rental 2 units
- Willow St. - homeownership
- Carlton - homeownership
- Harding - homeownership - completed
- Wallman - homeownership - completed

It takes more than a year or two to complete these types of projects which slows the recording of accomplishments.

The homeless housing goal figure counted all homeless persons to be assisted. We reported on the number of new units made available to homeless persons through new Housing First vouchers. Non-homeless housing goals are based on the commitments made to several housing activities. These units have not yet been occupied. Special needs housing included a group home project that is also under construction.

Discuss how these outcomes will impact future annual action plans.

The goals were based on activities planned in the year but several will take more than one year to complete. These goals will be achieved in subsequent years.

Include the number of extremely low-income, low-income, and moderate-income persons served by each activity where information on income by family size is required to determine the eligibility of the activity.

Number of Households Served	CDBG Actual	HOME Actual
Extremely Low-income	24	9
Low-income	11	9
Moderate-income	2	1
Total	37	19

Table 13 – Number of Households Served

Narrative Information

There are a number of social services programs and facility improvements projects that require clients to qualify based on income. These include the Zufall Health Center and several child care scholarship programs. In addition, the County’s Housing Rehabilitation Program and HOPE House Operation Fix-IT program require income qualification. PR 23 provides detail on the number of persons served in the housing rehabilitation programs.

HOME funds address the needs of very low and low income renters who are experiencing homelessness.

CR-25 - Homeless and Other Special Needs 91.220(d, e); 91.320(d, e); 91.520(c)

Evaluate the jurisdiction's progress in meeting its specific objectives for reducing and ending homelessness through:

- **Reaching out to homeless persons (especially unsheltered persons) and assessing their individual needs**

The CoC Coordinated Entry Process requires that all participants and collaborating partner agencies use the NJ 2-1-1 system to make referrals. NJ 2-1-1 provides a safety assessment, prevention, diversion, and tiered rating tool to inform the referral process. Pre-screening and assessment will determine for immediate services or housing. For callers who require referral for prevention or diversion from shelter a referral is made to appropriate service providers. A Master List is maintained that prioritizes households for housing and services consistent with CoC's policies. The list is reviewed and maintained by Housing Stability Liaisons at the two drop in Centers. Liaisons facilitate the connections to services and shelter.

The Mental Health Association of Essex and Morris, Inc. (MHA) operates street outreach program for the CoC through the PATH program. MHA teams cover the full geographic region through targeting known locations. The teams work closely with local police and hospitals to respond to unsheltered homeless persons identified by those agencies. MHA tracks outreach interactions in the HMIS.

In addition, there are two day centers that connect unsheltered households to mainstream benefits, services, and shelter. The MHA and the drop in centers work closely with the community shelters and connect people to the safe havens and emergency shelter programs. They also connects people to GA, TANF & SSI through which they may receive shelter and housing.

Outreach teams work to identify and serve those least likely to seek assistance. Outreach staff have access to bi-lingual Spanish speakers and other translation services for those with limited English proficiency. They also print documents in English and Spanish.

Outreach and assessment for people who are homeless and living on the street is provided by several other agencies including:

- Community Soup Kitchen and Outreach Center
- The Faith Kitchen in Dover
- The Market St. Mission
- Homeless Solutions, Inc.
- Our Promise – drop in center
- Edna's Haven – drop in center
- Morris County Office of Veterans Affairs
- Community Hope (Veterans)

- Lyons VA Hospital
- The New Jersey AIDS Services
- Morristown Memorial Family Health Center (AIDS)
- Roots and Wings (youth)
- Division of Child Protection and Permanency (DCP&P) Hotline (youth)

Outreach for Homeless Youth is conducted by Visions and Pathways. Roots and Wings provides shelter and transitional housing to youth. The COC Bridging the Gap Committee focuses on addressing the needs of aging out and homeless youth. The committee is exploring ways of better understanding the scope of the homeless youth population and their needs. The CoC intends to incorporate youth resources into the Coordinated Entry process.

Addressing the emergency shelter and transitional housing needs of homeless persons

The COC includes 5 shelter facilities and programs with capacity of 129 beds and overflow to accommodate 101 additional people and 5 transitional housing programs with 149 beds. There is also a Safe Haven with 20 beds and the County makes motel/hotel placements with vouchers. ESG funding will be used to provide shelter support at the emergency shelter operated by Homeless Solutions, Inc. and Jersey Battered Women’s Services.

The AHAR for 2018 identified 263 unduplicated homeless persons in families, of which 146 were children under age 18, and 667 individuals who utilized shelter services. For individuals, males outnumbered females (539 men and 128 women) and a majority were White (416). For families, the majority were female head of households and the number of Black and White (199) persons was nearly the same. Approximately 1/3 of adult family members and nearly half of all individuals identified as disabled.

There were 56 persons in families (23 adults) in Transitional Housing and 172 unaccompanied individuals.

The 2018 Point in Time count showed that there was a slight increase in number of persons who were in shelter in 2018 compared to 2017. In 2017, 58% reported a last residence outside Morris County CoC. In 2017, the Morris County CoC created an addendum to the PIT survey to determine the cause.

Helping low-income individuals and families avoid becoming homeless, especially extremely low-income individuals and families and those who are: likely to become homeless after being discharged from publicly funded institutions and systems of care (such as health care facilities, mental health facilities, foster care and other youth facilities, and corrections programs and institutions); and, receiving assistance from public or private agencies that address housing, health, social services, employment, education, or youth needs

The CoC continues to work to improve data quality of the PIT count and HMIS data. For the 2017 PIT, 82% of the count was generated from HMIS data. The CoC data committee worked actively throughout

the year to provide trainings and review data quality to ensure agencies capture client data accurately. The CoC saw an overall reduction in the sheltered count but did experience an increase in the chronically homeless population. This increase is related to the increased trainings and improvements in more accurately capturing the chronically homeless population.

The System Performance Measurements Report for 2017 which was completed May 31, 2018 and documents the decrease in the length of stay in homelessness for persons in Shelter, Transitional Housing and Safe Haven. There was also a documentable increase in wages and income for persons served by the CoC. The report further shows that approximately 26% of persons leaving shelter become homeless again within 2 years, the majority (15%) within the first six month. However, those leaving permanent housing generally do not return to homelessness - only 4% within 2 years.

One of the strategies implemented to reduce returns to homelessness is the development of a community support program which provides services to families once they are in housing. Services are provided for up to 6 months and include connection to community programs, budgeting, and connections to financial resources.

Several initiatives have been implemented by the COC to decrease the length of homelessness for families:

1. Expanded rapid re-housing opportunities through creation of a COC funded program that works in conjunction with the ESG funded rapid re-housing program.
2. Family Promise has implemented initiatives that have impacted length of homelessness and stability in housing. The Community Support Program provides in-home case management services to stabilize participants in housing. The Landlord/Tenant Program provides incentives to landlords to serve those experiencing homelessness. A Housing Locator with property management and realtor experience identifies landlords and negotiates rents for households. A team of volunteers offer incentives to participating landlords such as free repairs, painting and unit upgrades.

The COC has developed local performance standards around reducing the length of time households remain homeless. Project and system level evaluations are conducted quarterly. The length of time households remain homeless is tracked through HMIS data for those served in emergency shelter, safe haven, and transitional housing programs.

A collaborative of COC funded and non-COC funded providers was recently awarded 50 vouchers through the state rental assistance program to provide supportive housing using a housing first model to chronically homeless households in the region. This program will target the most vulnerable segment of the chronically homeless population by prioritizing those with frequent interaction with local hospitals and jails. Given the chronic homeless population identified through the PIT count and HMIS, the community expects to serve 50% of the chronically homeless population with these new vouchers.

Helping homeless persons (especially chronically homeless individuals and families, families with children, veterans and their families, and unaccompanied youth) make the transition to permanent housing and independent living, including shortening the period of time that individuals and families experience homelessness, facilitating access for homeless individuals and families to affordable housing units, and preventing individuals and families who were recently homeless from becoming homeless again

There was an increase in the number of persons who became homeless for the first time in 2017 over 2016 according to the Systems Performance Measurements Report. However, steps are being taken to reduce homelessness through housing placement and diversion services.

The COC has developed a process where every household served by programs in the homeless system are connected to the Morris County Office of Temporary Assistance (OTA) which manages the mainstream benefits programs. Through this process those experiencing homelessness are connected to the cash and non-cash benefits for which they are eligible. For those individuals applying for SSI/SSDI, the Mental Health Association of Essex and Morris, Inc., has SOAR trained staff that assist individuals in successfully connecting with those benefits.

The COC coordinates with legal services, prevention programs, and affordable housing providers to ensure all agencies serving as entry points are aware of the system resources and can help direct those seeking assistance appropriately.

NJ 2-1-1 and participating agencies complete a diversion process where short term phone and in-person case management services are offered with a focus on repairing relationships and providing donated in-kind items.

Members of the COC participate in the Morris County Youth Services Advisory Committee (YSAC) which addresses the needs of youth with social/emotional and juvenile justice issues. The YSAC develops, reviews, and revises the children's service system through a collaborative decision-making process. Members of the YSAC include LEA representatives, mental health, child welfare, health, corrections, juvenile justice and developmental disabilities agencies serving youth. Several COC members participate in the YSAC meetings working to develop strategies to address the full scope of needs of youth with social and emotional issues including homelessness and education.

Morris County has two homeless youth service providers in the community. The Visions and Pathways Street Outreach team (a RHY funded program) began operating in the community in 2014. With the increased outreach services for homeless youth, providers have increased their success with connecting with youth before they are homeless on the streets. Outreach providers are identifying homeless youth earlier in the process and connecting them with services to prevent them from becoming homeless on the street.

In 2017, the Morris County Sheriff introduced Hope One, a mobile outreach program designed to engage and offer services to individuals in need of substance use, mental health and other community

resources. This program has since served hundreds of people, many of whom are at risk of homeless and in some cases living on the streets due to their illnesses. Given the marked early success of this program and higher demand than expected, Morris County is currently seeking proposals to expand Hope One with the addition of another vehicle and a team of staff. The expanded program will provide the broad range of services offered through the county welfare and Veteran's offices and provider community. The "Navigating Hope" team will consist of a Human Service staff member and provider case manager. They will support individuals and their families up to one year to achieve sustained success in the community.

The Morris County Prosecutor's Office, in concert with an alliance of government, medical, law enforcement, and social service and non-profit agencies, has launched the "Narcan 2.0" program, aimed at giving another chance at life to persons who have had recent near-fatal encounters with drug overdoses. The program will require every person whose condition has been "reversed" in the field, thanks to the administration of the drug Narcan by police officers or first responders, to be counseled by a certified Peer Recovery Specialist.

CR-30 - Public Housing 91.220(h); 91.320(j)

Actions taken to address the needs of public housing

There were no requests from the housing authorities for funding in FY 2017. There are five (5) housing authorities: Morris County, Boonton, Dover, Madison, and Morristown.

Actions taken to encourage public housing residents to become more involved in management and participate in homeownership

The County took no specific actions to encourage resident participation in management of units but offers homeownership opportunities through Habitat and other agencies. Morris County Housing Authority continued to promote its Self-Sufficiency program and its emphasis on homeownership. It partners with Habitat for Humanity to provide affordable homeownership opportunities.

Actions taken to provide assistance to troubled PHAs

None of the housing authorities in Morris County are considered troubled.

CR-35 - Other Actions 91.220(j)-(k); 91.320(i)-(j)

Actions taken to remove or ameliorate the negative effects of public policies that serve as barriers to affordable housing such as land use controls, tax policies affecting land, zoning ordinances, building codes, fees and charges, growth limitations, and policies affecting the return on residential investment. 91.220 (j); 91.320 (i)

The FY 2017 Annual Plan identified obstacles for affordable housing and actions that the County would take to remove these obstacles. The cost of housing and shortage or rental assistance are issues beyond the capacity of the County to address. However, through the financial support for creation of affordable housing and tenant-based rental assistance some relief was given.

Morris County and community organizations such as the Housing Alliance of Morris County, Fair Housing Committee, Foreclosure Taskforce, the County's Human Services Advisory Committee and the Continuum of Care/CEAS continue to work to address the affordable housing issues in the County through such actions as:

- Investigate all potential funding sources to address the obstacles of inadequate federal dollars available through HUD programs
- Continue to advocate for affordable housing
- Continue to collaborate with nonprofits, municipalities, county and state government representatives, and the general public to encourage further development of affordable housing
- Continue participation on Morris County Foreclosure Taskforce
- Continue to participate in the Housing Alliance of Morris County
- Continue to participate in the Fair Housing Committee of the Morris County Human Relations Commission, focusing on improving accessibility of tenants to Fair Housing education e.g., providing training on tenant rights, landlord rights, and improving facility of lodging a Fair Housing complaint
- Maintain allocation to Tenant Based Rental Assistance program
- Continue participation in the CoC and on the Human Services Advisory Committee to maintain discussions on providing all the ancillary services needed to live in the county

Actions taken to address obstacles to meeting underserved needs. 91.220(k); 91.320(j)

To address the obstacles to meeting underserved needs identified in the five year plan, the County has sought other funding and worked to maximize the use of existing funding by coordinating efforts with the Housing Alliance of Morris County, Fair Housing Committee, Foreclosure Taskforce, the county's Human Services Advisory Council, and the Continuum of Care. Affordable Housing remains one of the biggest underserved needs.

Actions taken to reduce lead-based paint hazards. 91.220(k); 91.320(j)

The housing rehabilitation program incorporates all aspects of lead safe work practices and abatement as required. Further, educational presentation on the hazards of lead-based paint to participants in the Step-by-Step first time homebuyer education classes makes them more aware of possible dangers as they prepare for homeownership. The EPA material on lead-based paint is distributed.

Actions taken to reduce the number of poverty-level families. 91.220(k); 91.320(j)

CDBG, HOME, and ESG funding is integrated into the programs that address poverty and homelessness by participating agencies that are served by the Morris County Continuum of Care, the Fair Housing Committee of the Morris County Human Relations Commission, and the Housing Alliance of Morris County. These agencies, and others, provide much needed services to assist residents that are living in poverty. Further programs such as job training, child care, transportation assistance and Tenant Based Rental Assistance (TBRA) reduce the impact of poverty and provide for income growth for families living in poverty.

Actions taken to develop institutional structure. 91.220(k); 91.320(j)

Administration of Morris County's federal grants programs was moved from the Department of Planning to the Department of Human Services in 2013. This move has better facilitated coordination between human services programs and these important federal funding resources. The network of partnerships between the County and regional organizations such as the Fair Housing Committee of the Morris County Human Relations Commission and the Housing Alliance of Morris County strengthen the impact that the federal funds have in the communities.

The County had an inter-local Cooperation Agreements with 37 municipalities which forms the Urban County. The remaining two municipalities, Parsippany-Troy Hills and Dover, are part of the HOME consortium. Each of the 37 municipalities may apply for CDBG funding through the County, and housing activity through the HOME Program can be delivered anywhere in the County.

The housing programs are delivered through a variety of development entities. Housing rehabilitation is provided by in house by the County as well as through Catholic Social Services D/B/A HOPE House. The Fix It program provides essential repairs for elderly and disabled residents. Several organizations provide group homes that have received support from both HOME and CDBG funding. Other organizations, such as Morris County Habitat for Humanity and Morris Affordable Housing Corporation construct new units for homeownership and or rental housing.

Actions taken to enhance coordination between public and private housing and social service agencies. 91.220(k); 91.320(j)

The County carries out its consolidated plan through a network of partnerships with governmental and non-profit agencies. It reinforces these relationships through participation in regional efforts such as the

Housing Alliance of Morris County, the Housing Committee of the Morris County Human Relations Commission, and the Comprehensive Emergency Assistance Strategy Committee (CEAS).

The Division collaborates with the Community Development Revenue Sharing (CDRS) Committee, consisting of municipal representatives and other municipal officials, in coordinating efforts to meet public facility, infrastructure improvements, public service needs, accessibility needs, economic development needs, and housing needs. The CDRS Committee determines which projects receive funding. Funding resources and programs for the homeless are coordinated through the Comprehensive Emergency Assistance System (CEAS).

Priority human service needs are developed and incorporated into the Comprehensive Human Services Plan, and funding resources and programs to meet service needs, including health and mental health, are coordinated through the Department of Human services based on recommendations made by the Human Services Advisory Council (HSAC) and its committees. Both public and private agencies are active on their respective committees. The lead agency meets with appropriate staff and committees to implement the strategies of the plan.

Identify actions taken to overcome the effects of any impediments identified in the jurisdictions analysis of impediments to fair housing choice. 91.520(a)

(NOTE NEED TO ADD TEXT TO IDIS)

In 2016, Morris County completed an Analysis of Impediments to Fair Housing Choice. This document outlined impediments, goals and actions to be taken to overcome the impediments.

Impediment: A lack of affordable housing throughout Morris County disproportionately affects members of the protected classes.

Recommended actions steps included more oversight and technical assistance to local governments as they implement their COAH goals and continued funding of affordable housing projects. The County continued to provide such assistance through the Planning Department and funding through the Human Services Division's use of CDBG and HOME funds.

Impediment: Racially concentrated areas of poverty are found in several census tracts in Morris County. These areas may be indicative of constrained housing choice for members of the protected classes.

The County continued to fund projects that improved overall living conditions in racially concentrated areas of poverty while expanding affordable housing options in higher opportunity areas. HOME projects funded in 2017 included:

- Construction of 4 units of affordable housing in Morristown and 2 units in Morris Township (the housing units cross municipal lines).
- Completed construction of four units in Dover and two units in Mount Olive by Habitat for Humanity.
- Tenant Based Rental Assistance to move 13 households out of Shelter.

Impediment: Members of the protected classes are more likely to have lower incomes, higher unemployment rates, and higher poverty rates. This limits housing choice, restricting access to community assets for members of the protected classes.

The action steps recommended were to negotiate non-discrimination on the basis of income in affordable housing, which is already a state law, and to link transportation to jobs centers with RCAPs. The latter is a long-term goal.

Impediment: Morris County and Parsippany's public transportation systems are fragmented, and could more adequately provide access to jobs and services for members of the protected classes.

These actions steps are also long term in that improving the transportation network is a slow moving process. The Planning Department continues to work with New Jersey Transportation Planning Agency (NJTPA) to promote expanded service, and with municipalities to capitalize on areas that have service by increasing density.

Impediment: Members of the protected classes are disproportionately denied mortgages in the private sector. The recommended action step of providing homebuyer assistance has not yet been implemented.

HOME funds have been directed to several homebuyer activities, notably Habitat for Humanity, that provide affordable homeownership. The Housing Partnership provide homebuyer education classes for prospective homeowners.

Impediment: Morris County's monitoring and evaluation procedures do not properly track fair housing expenditures. Other policy components related to fair housing require revision.

The Community Development office has enhanced procedures for tracking fair housing expenditures, such as mapping the past five years of affordable housing development and charting this progress on a spreadsheet. The monitoring tools have been re-designed to include fair housing outreach efforts and the use of the fair housing logo by subrecipients who develop new housing.

Impediment: Fair housing education and outreach efforts may not satisfy need.

The Fair Housing Task Force has been re-energized and held a workshop in October 2016 to expand outreach. A Train-the-Trainer event was held October 23, 2017. This event focused on housing counselors, social service agencies and others who receive HUD funding. Topics covered included fair housing laws, foreclosure prevention, renter's rights in foreclosure situations, and detailed information about how to file a fair housing complaint as well as the follow up process after complaints are filed. Plans were laid to hold a fair housing workshop for landlords on Saturday October 13, 2018.

Impediment: Morris County's subrecipients may not be aware of their obligation to affirmatively further fair housing. Subrecipients zoning ordinances and/or attitudes towards affordable housing development

may be restricting housing choice for members of the protected classes in higher opportunity areas of the County.

The County will continue to provide technical assistance to municipalities on their zoning and land use issues.

CR-40 - Monitoring 91.220 and 91.230

Describe the standards and procedures used to monitor activities carried out in furtherance of the plan and used to ensure long-term compliance with requirements of the programs involved, including minority business outreach and the comprehensive planning requirements

All activities are monitored on both an on-going basis through construction or service drawdown requests and via on-site visits to verify information and or complete wage monitoring requirements.

Fiscal monitoring of activities includes the review and approval of activity budgets, compliance with executed grant agreements and review and approval of vouchers.

Staff attend meetings with contractors for construction and rehabilitation activities to assure their compliance with HUD requirements and inspections are conducted as work progresses.

Site visits are made to social service providers on an annual basis to review program activity and fiscal and regulatory compliance. Activity files are maintained with the necessary documentation. The Community Development staff visit agencies funded through Community Development Block Grant to ensure compliance with national objectives and applicable program requirements.

The County continues to check on projects that were funded in the past to assure that municipalities and agencies are all still using the facilities for the activities they indicated in their grant agreements.

Upon Close-out, all activity files are reviewed to assure that the activity meets the objectives and strategies of the Consolidated Plan and the proposed accomplishments, and that all pertinent and mandated documentation are included.

To ensure long-term compliance for HOME projects, annual income verification procedures are in place as well as on-site monitoring and inspections every three years. This monitoring enables staff to ensure compliance with the following:

- Period of affordability
- Income of tenants and source documentation
- Amount of rent charged
- Housing quality standards of facility

All subgrantees must follow competitive bidding practices and include outreach to MBE/WBE vendors in their process. Their efforts are monitored prior to the award of contracts.

To ensure that the County is addressing the long-terms goals for the program, it matches activities to the goals in the award process for selecting projects for the fiscal year.

Citizen Participation Plan 91.105(d); 91.115(d)

Describe the efforts to provide citizens with reasonable notice and an opportunity to comment on performance reports.

The CAPER document was placed on public display for a period of 15 days from September 11, 2018 to September 27, 2018.

Copies of the notice of the CAPER were distributed as follows:

- County website:
- *The Daily Record* Newspaper
- Morris County Housing Authority – P.O.B. 900, Morristown, NJ 07963-0900
- Morris Habitat for Humanity- 240 South Salem Street, Suite 100, Randolph, NJ 07869
- Cornerstone Family Services - 62 Elm Street, Morristown 07960
- Interfaith Food Pantry - 2 Executive Drive, Morris Plains 07950
- Jersey Battered Women's Service (JBWS) - P.O. Box 1437, Morristown 07962
- Morris County Division on Aging, Disabilities and Veterans - POB 900, Morristown, NJ 07963-0900
- Continuum of Care agencies (blast email)

Insert comments were received on the CAPER.

CR-45 - CDBG 91.520(c)

Specify the nature of, and reasons for, any changes in the jurisdiction's program objectives and indications of how the jurisdiction would change its programs as a result of its experiences.

There are no changes anticipated in the program as a result of experiences.

Does this Jurisdiction have any open Brownfields Economic Development Initiative (BEDI) grants?

[BEDI grantees] Describe accomplishments and program outcomes during the last year.

NONE

CR-50 - HOME 91.520(d)

Include the results of on-site inspections of affordable rental housing assisted under the program to determine compliance with housing codes and other applicable regulations

Please list those projects that should have been inspected on-site this program year based upon the schedule in §92.504(d). Indicate which of these were inspected and a summary of issues that were detected during the inspection. For those that were not inspected, please indicate the reason and how you will remedy the situation.

There were eight (8) properties that were due for inspection during PY 2017. These inspections were conducted in July and August of 2017. These inspections found all units to be in compliance with no issues.

- ARC-Hanover Eden Ln.-Group Home
- ARC-Parsippany - Entin Rd. Lake Parsippany Group Home
- ARC-Parsippany Entin Rd. Access Housing I-Group Home
- ARC-Hanover-32 Horsehill SRO – 6 units
- ARC-Hanover-30 Horsehill Rd - SRO-2 units
- Community Hope - 7 Cambridge, Wharton-1 Group Home
- Community Hope - 5 Cambridge, Wharton-Family
- Community Hope - 69-71 Ford Ave, Wharton Group Homes (2)

Provide an assessment of the jurisdiction's affirmative marketing actions for HOME units. 92.351(b)

There were no projects with more than 5 units requiring an Affirmative Marketing Plan. However, the County agreement includes requirements for affirmative marketing for all units. Outreach is required to those least likely to apply for housing. During PY 2017, six homeownership units were sold; four (4) units in Dover and two (2) in Mount Olive. All units were completed by Habitat for Humanity. Their outreach reaches lower income populations county-wide. On-going monitoring of rental units also showed that their marketing was broad and inclusive.

There were also 13 units assisted with Tenant Based Rental Assistance. Various COC agencies sponsor units and beneficiaries for this program.

Refer to IDIS reports to describe the amount and use of program income for projects, including the number of projects and owner and tenant characteristics

There were no projects funded with Program Income in FY 2017.

Describe other actions taken to foster and maintain affordable housing. 91.220(k) (STATES ONLY: Including the coordination of LIHTC with the development of affordable housing).91.320(j)

During FY 2017, the County undertook a number of programs that foster and maintain affordable housing:

- County's Homeowner Rehab Program
- Mr. Fix-It
- Collaborated with Morris County Housing Authority on TBRA Program
- Provided technical assistance to prospective subgrantees on the subject of acquiring, rehabilitating or constructing affordable housing
- Participated in the Housing Alliance of Morris County, the Fair Housing Committee and CEAS
- Funded HOME construction and rehabilitation activities
- ESG And COC funding provides rental support to homeless families to move to affordable housing

CR-60 - ESG 91.520(g) (ESG Recipients only)

ESG Supplement to the CAPER in *e-snaps*

For Paperwork Reduction Act

1. Recipient Information—All Recipients Complete

Basic Grant Information

Recipient Name	MORRIS COUNTY
Organizational DUNS Number	080611700
EIN/TIN Number	226002462
Identify the Field Office	NEWARK
Identify CoC(s) in which the recipient or subrecipient(s) will provide ESG assistance	

ESG Contact Name

Prefix	Mr
First Name	Timothy
Middle Name	J
Last Name	Tansey
Suffix	0
Title	Director

ESG Contact Address

Street Address 1	Office of Community Development
Street Address 2	PO Box 900
City	Morristown
State	NJ
ZIP Code	-
Phone Number	9732856060
Extension	0
Fax Number	9732856032
Email Address	ttansey@co.morris.nj.us

ESG Secondary Contact

Prefix	Ms
First Name	Shelia
Last Name	Carter
Suffix	0
Title	Assist Director
Phone Number	9732856851
Extension	0
Email Address	scarter@co.morris.nj.us

2. Reporting Period—All Recipients Complete

Program Year Start Date 07/01/2017
Program Year End Date 06/30/2018

3a. Subrecipient Form – Complete one form for each subrecipient

Subrecipient or Contractor Name: MORRIS COUNTY OFFICE OF TEMPORARY ASSISTANCE

City: Morristown

State: NJ

Zip Code: 07963, 0900

DUNS Number: 080611700

Is subrecipient a victim services provider: N

Subrecipient Organization Type: Unit of Government

ESG Subgrant or Contract Award Amount: 35000

Subrecipient or Contractor Name: HOMELESS SOLUTONS, INC.

City: Morristown

State: NJ

Zip Code: 07960, 8104

DUNS Number: 191422468

Is subrecipient a victim services provider: N

Subrecipient Organization Type: Other Non-Profit Organization

ESG Subgrant or Contract Award Amount: 32482

Subrecipient or Contractor Name: ROOTS & WINGS

City: Denville

State: NJ

Zip Code: 07834, 2735

DUNS Number: 010764663

Is subrecipient a victim services provider: N

Subrecipient Organization Type: Other Non-Profit Organization

ESG Subgrant or Contract Award Amount: 32481

Subrecipient or Contractor Name: Family Promise of Morris County

City: Morristown

State: NJ

Zip Code: 07962, 1494

DUNS Number:

Is subrecipient a victim services provider: N

Subrecipient Organization Type: Faith-Based Organization

ESG Subgrant or Contract Award Amount: 32481

Subrecipient or Contractor Name: Jersey Battered Women's Services

City: Morristown

State: NJ

Zip Code: 07962, 1347

DUNS Number: 122144272

Is subrecipient a victim services provider: N

Subrecipient Organization Type: Other Non-Profit Organization

ESG Subgrant or Contract Award Amount: 20000

Subrecipient or Contractor Name: Visions & Pathways

City: Bridgewater

State: NJ

Zip Code: 08807, 2758

DUNS Number:

Is subrecipient a victim services provider: N

Subrecipient Organization Type: Other Non-Profit Organization

ESG Subgrant or Contract Award Amount: 5000

CR-65 - Persons Assisted

LEAVE BLANK PER INSTRUCTIONS

4. Persons Served

4a. Complete for Homelessness Prevention Activities

Number of Persons in Households	Total
Adults	0
Children	0
Don't Know/Refused/Other	0
Missing Information	0
Total	0

Table 16 – Household Information for Homeless Prevention Activities

4b. Complete for Rapid Re-Housing Activities

Number of Persons in Households	Total
Adults	0
Children	0
Don't Know/Refused/Other	0
Missing Information	0
Total	0

Table 17 – Household Information for Rapid Re-Housing Activities

4c. Complete for Shelter

Number of Persons in Households	Total
Adults	0
Children	0
Don't Know/Refused/Other	0
Missing Information	0
Total	0

Table 18 – Shelter Information

4d. Street Outreach

Number of Persons in Households	Total
Adults	0
Children	0
Don't Know/Refused/Other	0
Missing Information	0
Total	0

Table 19 – Household Information for Street Outreach

4e. Totals for all Persons Served with ESG

Number of Persons in Households	Total
Adults	0
Children	0
Don't Know/Refused/Other	0
Missing Information	0
Total	0

Table 20 – Household Information for Persons Served with ESG

5. Gender—Complete for All Activities

	Total
Male	0
Female	0
Transgender	0
Don't Know/Refused/Other	0
Missing Information	0
Total	0

Table 21 – Gender Information

6. Age—Complete for All Activities

	Total
Under 18	0
18-24	0
25 and over	0
Don't Know/Refused/Other	0
Missing Information	0
Total	0

Table 22 – Age Information

7. Special Populations Served—Complete for All Activities

Number of Persons in Households

Subpopulation	Total	Total Persons Served – Prevention	Total Persons Served – RRH	Total Persons Served in Emergency Shelters
Veterans	0	0	0	0
Victims of Domestic Violence	0	0	0	0
Elderly	0	0	0	0
HIV/AIDS	0	0	0	0
Chronically Homeless	0	0	0	0
Persons with Disabilities:				
Severely Mentally Ill	0	0	0	0
Chronic Substance Abuse	0	0	0	0
Other Disability	0	0	0	0
Total (Unduplicated if possible)	0	0	0	0

Table 23 – Special Population Served

CR-70 – ESG 91.520(g) - Assistance Provided and Outcomes

10. Shelter Utilization

Number of New Units – Rehabbed	0
Number of New Units – Conversion	0
Total Number of bed - nights available	36135
Total Number of bed - nights provided	35498
Capacity Utilization	98%

Table 24 – Shelter Capacity

11. Project Outcomes Data measured under the performance standards developed in consultation with the CoC(s)

<i>COMPONENT</i>	<i>ESG HUD-Standard</i>	<i>Performance</i>	<i>Morris County COC standard</i>	<i>AGENCIES Measured</i>
<i>OUTREACH</i>	Centralized Coordinated Assessment	County wide	Across Agencies	HSI, Family Promise, JBWS
<i>HOMELESS PREVENTION</i>	Case management- ONGOING 40% of ESG grant 6 months to a year of assistance	Rental Assistance, Housing Relocation and Stabilization Services, Financial Assistance- ONGOING 6 months to a year of assistance	Collaboration with referrals and vouchers- ONGOING 6 months to a year of assistance	Family Promise, OTA, HSI
<i>RAPID-RE- HOUSING</i>	Within 18 months or less	71 days	N/A	HSI, OTA, Roots and Wings
<i>EMERGENCY SHELTER</i>	20 days or less or 5% decrease in current baseline	7 days short term and 78.9 days individuals and 143 days families	90 days individuals and 180 days families	HSI, JBWS
<i>TRANSITIONAL HOUSING</i>	65% Placement	53% Placement	Recommends 65%	HSI and JBWS
<i>PERMANENT HOUSING</i>	6 months or longer	3.5 years	12 months	HSI, JBWS, Roots and Wings
<i>SERVICES ONLY</i>	2 years length per grant	55%	N/A	Mental Health

CR-75 – Expenditures

11. Expenditures

11a. ESG Expenditures for Homelessness Prevention

	Dollar Amount of Expenditures in Program Year		
	2015	2016	2017
Expenditures for Rental Assistance	0	2,623	0
Expenditures for Housing Relocation and Stabilization Services - Financial Assistance	0	4,327	0
Expenditures for Housing Relocation & Stabilization Services - Services	0	0	0
Expenditures for Homeless Prevention under Emergency Shelter Grants Program	0	55,138	18,218
Subtotal Homelessness Prevention	0	62,088	18,218

Table 25 – ESG Expenditures for Homelessness Prevention

11b. ESG Expenditures for Rapid Re-Housing

	Dollar Amount of Expenditures in Program Year		
	2015	2016	2017
Expenditures for Rental Assistance	16,313	34,480	23,342
Expenditures for Housing Relocation and Stabilization Services - Financial Assistance	0	0	0
Expenditures for Housing Relocation & Stabilization Services - Services	0	0	0
Expenditures for Homeless Assistance under Emergency Shelter Grants Program	0	0	0
Subtotal Rapid Re-Housing	16,313	34,480	23,342

Table 26 – ESG Expenditures for Rapid Re-Housing

11c. ESG Expenditures for Emergency Shelter

	Dollar Amount of Expenditures in Program Year		
	2015	2016	2017
Essential Services	0	0	0
Operations	48,708	44,127	0
Renovation	0	0	0
Major Rehab	0	0	0
Conversion	0	0	0
Subtotal	48,708	44,127	0

Table 27 – ESG Expenditures for Emergency Shelter

11d. Other Grant Expenditures

	Dollar Amount of Expenditures in Program Year		
	2015	2016	2017
Street Outreach	0	0	0
HMIS	0	0	0
Administration	0	0	0

Table 28 - Other Grant Expenditures

11e. Total ESG Grant Funds

Total ESG Funds Expended	2015	2016	2017
	65,021	140,695	41,560

Table 29 - Total ESG Funds Expended

11f. Match Source

	2015	2016	2017
Other Non-ESG HUD Funds	0	0	0
Other Federal Funds	0	1,225	0
State Government	0	111,878	0
Local Government	0	0	0
Private Funds	0	50,000	128,606
Other	0	0	0
Fees	0	0	0
Program Income	0	0	0
Total Match Amount	0	163,103	128,606

Table 30 - Other Funds Expended on Eligible ESG Activities

11g. Total

Total Amount of Funds Expended on ESG Activities	2015	2016	2017
	65,021	303,798	170,166

Table 31 - Total Amount of Funds Expended on ESG Activities

CAPER Report from SAGE for ESG Activities

HUD ESG CAPER 2017

Filters for this report
 Client ID 78751
 Q4 record ID
 Submission ID
 Q4 record ID
 Submission ID
 Report exe#####

Report Date Range
 7/1/2017 to 6/30/2018

Q01a: Contact Information

First name Darsi
 Middle name D
 Last name Beauchamp
 Suffix Ph.D.
 Title Program Development Specialist
 Street Address 1 Box 900
 Street Address 2
 City Morristown
 State New Jersey
 ZIP Code 07961
 E-mail Addr dbeauchamp@co.morris.nj.us
 Phone Num (973)285-6029
 Extension
 Fax Numbe (973)285-6031

Q01b: Grant Information

ESG Inform As of 5/25/2018 Fiscal Year Grant Number Current Authorized Amount Total Drawn Balance Obli
 CAPER reporting includes funds used from fiscal year:
 Project types carried out during the program year:
 Enter the number of each type of projects funded through ESG during this program year.
 Street Outr 1
 Emergency 2
 Transitions 1
 Day Shelter 0
 Rapid Re-H 0
 Homeless 2

Q01c: Additional Information

HMS
 Comparable Database
 Are 100% o Yes
 Have all of Yes
 Are 100% o Yes
 Have all of Yes

Q04a: Project Identifiers in HMS

Organizatio Morris County DHS Office of Temp. Assistance
 Organizatio CC3495D127F38FC6CF40A4089FA4DEB
 Project Name NC-OTIA ESG MDRRIS
 Project ID 21321348
 HMS Proje 12
 Method of Tracking ES
 Is the Servi 0
 Identify the Project ID's of the Housing Projects this Project is Affiliated with
 CSV Except No
 Uploaded v Yes
 Email uniq.zYu099qgnM
 Project non Homeless Prevention Program
 Project type Homeless Prevention
 Organizatio Homeless Solutions
 Organizatio 44A1C23D01B6591DF2C16A9848CB462D
 Project Name HSI Family Program Morris County
 Project ID 73406048
 HMS Proje 1
 Method of 0
 Is the Servi 0
 Identify the Project ID's of the Housing Projects this Project is Affiliated with
 CSV Except No
 Uploaded v Yes
 Email uniq.CDjMjHda
 Project non Family Program
 Project type Emergency Shelter
 Organizatio Visions and Pathways
 Organizatio 048674E364F83AFC717D0636376AE2C
 Project Name Visions and Pathways Street Outreach
 Project ID 11656748
 HMS Proje 4
 Method of Tracking ES
 Is the Servi 0
 Identify the Project ID's of the Housing Projects this Project is Affiliated with
 CSV Except No
 Uploaded v Yes
 Email uniq.vt0uTxf
 Project non Prosperity
 Project type Street Outreach
 Organizatio Keny Battered Womens Service Inc.
 Organizatio 2.224-08
 Project Name Nights of Shelter
 Project ID 19171375
 HMS Proje 1
 Method of Tracking ES
 Is the Services Only (HMS Project Type 6) affiliated with a residential project?
 Identify the Project ID's of the Housing Projects this Project is Affiliated with
 CSV Except No
 Uploaded v Yes
 Email uniq.hANVkuqh8
 Project non Nights of Shelter
 Project type Emergency Shelter
 Organizatio Family Promise of Morris County
 Organizatio IC45680615FA7FA444C34A06AF30F6
 Project Name Family Promise CSP - Morris
 Project ID 21040048
 HMS Proje 12
 Method of Tracking ES
 Is the Servi 0
 Identify the Project ID's of the Housing Projects this Project is Affiliated with
 CSV Except No
 Uploaded v Yes
 Email uniq.8jdn2056K
 Project non Community support Program
 Project type Homeless Prevention
 Organizatio Roots and Wings - Morris
 Organizatio 13776301C31865C488913DEA775B7
 Project Name Roots and Wings Client Affairs-Morris
 Project ID 42731048
 HMS Proje 2
 Method of Tracking ES
 Is the Servi 0
 Identify the Project ID's of the Housing Projects this Project is Affiliated with
 CSV Except No
 Uploaded v Yes
 Email uniq.M7p75Qmjh8
 Project non Safe House Foster Youth
 Project type Transitional Housing

Q05a: Report Validations Table

Total Num	421
Number of	225
Number of	196
Number of	0
Number of	263
Number of	135
Number of	135
Number of	158
Number of	90
Number of	1
Number of	95
Number of	54
Number of	11
Number of	211
Number of	0
Heads of H	32

Q06a: Data Quality: Personally Identifying Information (PII)

Data Elem	Client	Does Information	Data Issues %	Error Rate
Name	0	5	2	1.66%
Social Secu	10	154	0	7.12%
Date of Birth	0	0	8	1.90%
Race	12	7		1.43%
Ethnicity	1	4		0.95%
Gender	0	0		0.00%
Overall Score				7.12%

Q06b: Data Quality: Universal Data Elements

Error Count	% Error Rate
Veteran Sta	1 0.44%
Project Star	0 0.00%
Relationsh	0 0.00%

Client Locat	0	0.00%
Disabling C	7	1.66%

Q06c: Data Quality: Income and Housing Data Quality

Destination	Error Count	% of Error Rate
Income anc	13	4.98%
Income anc	20	9.48%
Income anc	0	0.00%
Income anc	24	17.78%

Q06d: Data Quality: Chronic Homelessness

ES, SH, Srv	Count of Tr Missing	Tr Missing	Tr Missing	Number of	Number of	% of Records	Ineligible to
TH	16	0	0	0	0	0	0
PH (All)	0	0	0	0	0	0	0
Total	78	0	0	0	0	0	24.36

Q06e: Data Quality: Timeliness

Number of Days	Number of Project	Exit Records
0 days	32	6
1-9 Days	43	32
1-6 Days	42	6
7-10 Days	26	8
13+ Days	102	56

Q06f: Data Quality: Inactive Records: Street Outreach & Emergency Shelter

Contact (Ac	# of Records	% of Inactive Records
Bed Night (0	0
	0	0

Q07a: Number of Persons Served

Total	Without Ch	With Child	With Only	(Unknown Household Type)
Adults	225	117	108	0
Children	196	0	196	0
Client Does	0	0	0	0
Data Not C	0	0	0	0
Total	421	117	304	0

Q07b: Households Served

Total	Without Ch	With Child	With Only	(Unknown Household Type)
Total House	211	112	99	0

Q08b: Point-in-Time Count of Households on the Last Wednesday

Total	Without Ch	With Child	With Only	(Unknown Household Type)
January	28	13	15	0
April	21	8	13	0
July	28	12	16	0
October	24	9	15	0

Q09a: Number of Persons Contacted

All Persons	First Contact	First Contact	First Contact ?	Worker unable to determine
Once	109	91	18	0
2-5 Times	1	1	0	0
6-9 Times	0	0	0	0
10+ Times	0	0	0	0
Total Perso	110	92	18	0

Q09b: Number of Persons Engaged

All Persons	First Contact	First Contact	First Contact ?	Worker unable to determine
Once	109	91	18	0
2-5 Contact	1	1	0	0
6-9 Contact	0	0	0	0
10+ Contac	0	0	0	0
Total Perso	110	92	18	0
Rate of Eng	1	1	1	0

Q10a: Gender of Adults

Total	Without Ch	With Child	Unknown Household Type
Male	47	38	9
Female	177	78	99
Trans Male	0	0	0
Trans Fema	0	0	0
Gender Noi	1	1	0
Client Does	0	0	0
Data Not C	0	0	0
Subtotal	225	117	108

Q10b: Gender of Children

Total	With Child	With Only	(Unknown Household Type)
Male	92	92	0
Female	104	104	0
Trans Male	0	0	0
Trans Fema	0	0	0
Gender Noi	0	0	0
Client Does	0	0	0
Data Not C	0	0	0
Subtotal	196	196	0

Q10c: Gender of Persons Missing Age Information

Total	Without Ch	With Child	With Only	(Unknown Household Type)
Male	0	0	0	0
Female	0	0	0	0
Trans Male	0	0	0	0
Trans Fema	0	0	0	0
Gender Noi	0	0	0	0
Client Does	0	0	0	0
Data Not C	0	0	0	0
Subtotal	0	0	0	0

Q10d: Gender by Age Ranges

Total	Under Age	Age 18-24	Age 25-61	Age 62 and Client Does	Data Not Collected
Male	139	92	26	19	2
Female	281	104	48	128	1
Trans Male	0	0	0	0	0
Trans Fema	0	0	0	0	0
Gender Noi	1	0	1	0	0
Client Does	0	0	0	0	0
Data Not C	0	0	0	0	0
Subtotal	421	196	75	147	3

Q11: Age

Total	Without Ch	With Child	With Only	(Unknown Household Type)
Under 5	87	0	87	0
12-May	75	0	75	0
13-17	34	0	34	0
18-24	75	54	21	0
25-34	59	15	44	0
35-44	48	16	32	0
45-54	25	16	9	0
55-61	15	13	2	0
62+	3	3	0	0
Client Does	0	0	0	0
Data Not C	0	0	0	0
Total	421	117	304	0

Q12a: Race

Total	Without Ch	With Child	With Only	(Unknown Household Type)
White	204	72	132	0
Black or Afr	120	26	104	0
Asian	19	5	14	0
American I	2	2	0	0
Native Haw	4	0	4	0
Multiple Ra	43	2	41	0
Client Does	12	4	8	0
Data Not C	7	6	1	0
Total	421	117	304	0

Q12b: Ethnicity

Total	Without Ch	With Child	With Only	(Unknown Household Type)
Non-Hispa	291	89	202	0
Hispanic/La	125	24	101	0
Client Does	1	0	1	0
Data Not C	4	4	0	0
Total	421	117	304	0

Q13a1: Physical and Mental Health Conditions at Start

Total Perso	Without Ch	With Child	With Only	(Unknown Household Type)
Mental Hea	105	60	45	0
Alcohol Ab	5	4	1	0
Drug Abuse	19	10	9	0
Both Alcoh	15	10	5	0
Chronic He	44	23	21	0
HIV/AIDS	2	1	1	0
Developme	13	3	10	0
Physical Dis	24	15	9	0

Q13b1: Physical and Mental Health Conditions at Exit

Total Perso	Without Ch	With Child	With Only	(Unknown Household Type)
Mental Hea	51	32	19	0
Alcohol Ab	4	3	1	0
Drug Abuse	7	2	5	0
Both Alcoh	8	7	1	0

Chronic Hea	17	8	9	0	0
HIV/AIDS	1	1	0	0	0
Developme	3	0	3	0	0
Physical Dis	5	2	3	0	0

Q13c: Physical and Mental Health Conditions for Stayers

Total Perso Without Ch With Childr With Only (Unknown Household Type)					
Mental Hea	65	31	34	0	0
Alcohol Ab	2	2	0	0	0
Drug Abuse	12	7	5	0	0
Both Alcoh	8	4	4	0	0
Chronic Hea	31	16	15	0	0
HIV/AIDS	1	0	1	0	0
Developme	10	3	7	0	0
Physical Dis	19	13	6	0	0

Q14a: Domestic Violence History

Total Without Ch With Childr With Only (Unknown Household Type)					
Yes	127	58	79	0	0
No	61	32	29	0	0
Client Does	0	0	0	0	0
Data Not C	27	27	0	0	0
Total	225	117	108	0	0

Q14b: Persons Fleeing Domestic Violence

Total Without Ch With Childr With Only (Unknown Household Type)					
Yes	92	40	52	0	0
No	45	18	27	0	0
Client Does	0	0	0	0	0
Data Not C	0	0	0	0	0
Total	137	58	79	0	0

Q15: Living Situation

Total Without Ch With Childr With Only (Unknown Household Type)					
Homeless S	0	0	0	0	0
Emergency	63	22	41	0	0
Transitiona	5	4	1	0	0
Place not r	18	18	0	0	0
Safe Haven	0	0	0	0	0
Interim H	0	0	0	0	0
Subtotal	86	44	42	0	0
Institutiona	0	0	0	0	0
Psychiatric	0	0	0	0	0
Substance i	1	0	1	0	0
Hospital or	1	1	0	0	0
Jail, prison	0	0	0	0	0
Foster care	6	6	0	0	0
Long term i	0	0	0	0	0
Residential	0	0	0	0	0
Subtotal	8	7	1	0	0
Other Local	0	0	0	0	0
Permanent	0	0	0	0	0
Owned by c	6	3	3	0	0
Owned by c	0	0	0	0	0
Rental by cl	40	19	21	0	0
Rental by cl	0	0	0	0	0
Rental by cl	0	0	0	0	0
Rental by cl	12	7	5	0	0
Hotel or mt	11	4	7	0	0
Staying or l	19	9	10	0	0
Staying or l	29	10	19	0	0
Client Does	0	0	0	0	0
Data Not C	14	14	0	0	0
Subtotal	131	66	65	0	0
Total	225	117	108	0	0

Q20a: Type of Non-Cash Benefit Sources

Benefit at S Benefit at L Benefit at Exit for Leavers					
Supplement	95	22	51		
WIC	6	1	6		
TANF Child	3	1	1		
TANF Trans	1	0	1		
Other TANF	1	1	0		
Other Soum	17	9	4		

Q21: Health Insurance

At Start At Annual FAT Exit for Leavers			
Medicaid	284	121	163
Medicare	10	4	3
State Childr	24	8	7
VA Medical	0	0	0
Employer P	19	1	19
Health Insu	0	0	0
Private Pay	8	0	8
State Health	9	0	5
Indian Heal	0	0	0
Other	0	0	0
No Health I	44	8	24
Client Does	5	0	5
Data Not C	27	0	32
Number of	0	107	0
> 1 Source of	318	124	201
More than	8	5	2

Q22a: Length of Participation ? ESG Projects

Total Leavers Stayers			
0 to 7 days	45	43	2
8 to 14 day	34	31	3
15 to 21 da	18	17	1
22 to 30 da	18	17	1
31 to 60 da	45	22	23
61 to 90 da	55	40	14
91 to 180 d	76	52	24
181 to 365	71	32	39
366 to 730	30	3	27
731 to 1,09	17	4	13
1,096 to 1,1	6	2	4
1,461 to 1,1	4	0	4
More than	3	0	3
Data Not C	0	0	0
Total	421	263	158

Q22c: RRH Length of Time between Project Start Date and Housing Move-in Date

Total Without Ch With Childr With Only (Unknown Household Type)					
7 days or le	0	0	0	0	0
8 to 14 day	0	0	0	0	0
15 to 21 da	0	0	0	0	0
22 to 30 da	0	0	0	0	0
31 to 60 da	0	0	0	0	0
61 to 180 d	0	0	0	0	0
181 to 365	0	0	0	0	0
366 to 730	0	0	0	0	0
Data Not C	0	0	0	0	0
Total	0	0	0	0	0

Q22d: Length of Participation by Household Type

Total Without Ch With Childr With Only (Unknown Household Type)					
7 days or le	45	24	21	0	0
8 to 14 day	34	15	19	0	0
15 to 21 da	18	8	10	0	0
22 to 30 da	18	1	17	0	0
31 to 60 da	45	14	31	0	0
61 to 90 da	55	8	46	0	0
91 to 180 d	76	11	65	0	0
181 to 365	71	15	56	0	0
366 to 730	30	3	20	0	0
731 to 1,09	17	6	11	0	0
1,096 to 1,1	6	3	3	0	0
1,461 to 1,1	4	2	2	0	0
More than	3	0	3	0	0
Data Not C	0	0	0	0	0
Total	421	117	304	0	0

Q23a: Exit Destination ? More Than 90 Days

Total Without Ch With Childr With Only (Unknown Household Type)					
Permanent	0	0	0	0	0
Moved from	0	0	0	0	0
Owned by c	0	0	0	0	0
Owned by c	0	0	0	0	0
Rental by cl	0	0	0	0	0
Rental by cl	0	0	0	0	0
Rental by cl	0	0	0	0	0
Rental by cl	0	0	0	0	0
Permanent	0	0	0	0	0
Staying or l	0	0	0	0	0
Staying or l	0	0	0	0	0
Rental by cl	0	0	0	0	0
Subtotal	0	0	0	0	0
Temporary	0	0	0	0	0
Emergency	0	0	0	0	0
Moved from	0	0	0	0	0
Transitiona	0	0	0	0	0

Staying or l	0	0	0	0	0
Staying or l	0	0	0	0	0
Place not r	0	0	0	0	0
Safe Haven	0	0	0	0	0
Hotel or mc	0	0	0	0	0
Subtotal	0	0	0	0	0
Institutiona	0	0	0	0	0
Foster care	0	0	0	0	0
Psychiatric	0	0	0	0	0
Substance i	0	0	0	0	0
Hospital or	0	0	0	0	0
Jail, prison,	0	0	0	0	0
Long-term i	0	0	0	0	0
Subtotal	0	0	0	0	0
Other Desti	0	0	0	0	0
Residential	0	0	0	0	0
Deceased	0	0	0	0	0
Other	0	0	0	0	0
Client Does	0	0	0	0	0
Data Not C	0	0	0	0	0
Subtotal	0	0	0	0	0
Total	0	0	0	0	0
Total perso	0	0	0	0	0
Total perso	0	0	0	0	0
Percentage --	--	--	--	--	--

Q23c: Exit Destination ? 90 Days or Less

Total	Without Ch	With Child	With Only	Unknown Household Type
Permanent	0	0	0	0
Moved from	0	0	0	0
Owned by c	0	0	0	0
Owned by c	0	0	0	0
Rental by cl	0	0	0	0
Rental by cl	0	0	0	0
Rental by cl	0	0	0	0
Rental by cl	0	0	0	0
Permanent	0	0	0	0
Staying or l	0	0	0	0
Staying or l	0	0	0	0
Rental by cl	0	0	0	0
Subtotal	0	0	0	0
Temporary	0	0	0	0
Emergency	0	0	0	0
Moved from	0	0	0	0
Transitiona	0	0	0	0
Staying or l	0	0	0	0
Staying or l	0	0	0	0
Place not r	0	0	0	0
Safe Haven	0	0	0	0
Hotel or mc	0	0	0	0
Subtotal	0	0	0	0
Institutiona	0	0	0	0
Foster care	0	0	0	0
Psychiatric	0	0	0	0
Substance i	0	0	0	0
Hospital or	0	0	0	0
Jail, prison,	0	0	0	0
Long-term i	0	0	0	0
Subtotal	0	0	0	0
Other Desti	0	0	0	0
Residential	0	0	0	0
Deceased	0	0	0	0
Other	0	0	0	0
Client Does	0	0	0	0
Data Not C	0	0	0	0
Subtotal	0	0	0	0
Total	0	0	0	0
Total perso	0	0	0	0
Total perso	0	0	0	0
Percentage --	--	--	--	--

Q23c: Exit Destination ? All persons

Total	Without Ch	With Child	With Only	Unknown Household Type
Moved from	0	0	0	0
Owned by c	0	0	0	0
Owned by c	0	0	0	0
Rental by cl	60	14	46	0
Rental by cl	1	1	0	0
Rental by cl	0	0	0	0
Rental by cl	14	3	11	0
Permanent	0	0	0	0
Staying or l	8	1	7	0
Staying or l	1	1	0	0
Rental by cl	0	0	0	0
Subtotal	84	20	64	0
Emergency	51	4	47	0
Moved from	0	0	0	0
Transitiona	67	5	62	0
Staying or l	9	3	6	0
Staying or l	19	12	7	0
Place not r	0	0	0	0
Safe Haven	0	0	0	0
Hotel or mc	5	1	4	0
Subtotal	151	25	126	0
Foster care	0	0	0	0
Psychiatric	1	1	0	0
Substance i	0	0	0	0
Hospital or	0	0	0	0
Jail, prison,	1	0	1	0
Long-term i	0	0	0	0
Subtotal	2	1	1	0
Residential	0	0	0	0
Deceased	0	0	0	0
Other	1	1	0	0
Client Does	6	2	4	0
Data Not C	14	12	1	0
Subtotal	27	21	6	0
Total	263	67	196	0
Total perso	53	24	29	0
Total perso	0	0	0	0

Q24: Homelessness Prevention Housing Assessment at Exit

Total	Without Ch	With Child	With Only	Unknown Household Type
Able to mai	0	0	0	0
Able to mai	0	0	0	0
Able to mai	0	0	0	0
Able to mai	0	0	0	0
Moved to n	7	1	6	0
Moved to n	3	0	3	0
Moved in w	0	0	0	0
Moved in w	0	0	0	0
Moved to a	0	0	0	0
Client beta	0	0	0	0
Client went	0	0	0	0
Client died	0	0	0	0
Client does	0	0	0	0
Data not co	0	0	0	0
Total	10	1	9	0

Q25a: Number of Veterans

Total	Without Ch	With Child	Unknown Household Type
Chronically	0	0	0
Non-Chroni	1	0	1
Not a Vete	223	116	107
Client Does	0	0	0
Data Not C	1	1	0
Total	225	117	108

Q25b: Number of Chronically Homeless Persons by Household

Total	Without Ch	With Child	With Only	Unknown Household Type
Chronically	95	30	65	0
Not Chroni	326	87	239	0
Client Does	0	0	0	0
Data Not C	0	0	0	0
Total	421	117	304	0

IDIS Reports



U.S. Department of Housing and Urban Development
 Office of Community Planning and Development
 Integrated Disbursement and Information System
 CDBG Activity Summary Report (GPR) for Program Year 2017
 MORRIS COUNTY

Date: 01-Sep-2018
 Time: 12:49
 Page: 1

PGM Year: 2013
Project: 0002 - Program Administration
IDIS Activity: 1197 - CDBG Admin

Status: Completed 7/28/2017 12:00:00 AM
Location: ,

Objective:
Outcome:
Matrix Code: General Program Administration (21A) **National Objective:**

Initial Funding Date: 09/24/2013

Description:
 Administration of CDBG Program.
 This activity will be cancelled, funds reprogrammed to new activities.


Financing

	Fund Type	Grant Year	Grant	Funded Amount	Drawn In Program Year	Drawn Thru Program Year
CDBG	EN	Pre-2015		\$89,644.82	\$0.00	\$0.00
		2013	B13UC340105		\$0.00	\$81,737.74
		2014	B14UC340105		\$0.00	\$7,907.08
Total	Total			\$89,644.82	\$0.00	\$89,644.82

Proposed Accomplishments

Actual Accomplishments

<i>Number assisted:</i>	Owner		Renter		Total		Person	
	Total	Hispanic	Total	Hispanic	Total	Hispanic	Total	Hispanic
White:					0	0		
Black/African American:					0	0		
Asian:					0	0		
American Indian/Alaskan Native:					0	0		
Native Hawaiian/Other Pacific Islander:					0	0		
American Indian/Alaskan Native & White:					0	0		
Asian White:					0	0		
Black/African American & White:					0	0		
American Indian/Alaskan Native & Black/African American:					0	0		
Other multi-racial:					0	0		
Asian/Pacific Islander:					0	0		
Hispanic:					0	0		
Total:	0	0	0	0	0	0	0	0



U.S. Department of Housing and Urban Development
Office of Community Planning and Development
Integrated Disbursement and Information System
CDBG Activity Summary Report (GPR) for Program Year 2017
MORRIS COUNTY

Date: 01-Sep-2018

Time: 12:49

Page: 2

Female-headed Households:


0

Income Category:

	Owner	Renter	Total	Person
Extremely Low			0	
Low Mod			0	
Moderate			0	
Non Low Moderate			0	
Total	0	0	0	0
Percent Low/Mod				

Annual Accomplishments

No data returned for this view. This might be because the applied filter excludes all data.



U.S. Department of Housing and Urban Development
 Office of Community Planning and Development
 Integrated Disbursement and Information System
 CDBG Activity Summary Report (GPR) for Program Year 2017
 MORRIS COUNTY

Date: 01-Sep-2018
 Time: 12:49
 Page: 3

PGM Year: 2014
Project: 0001 - Administration
IDIS Activity: 1236 - Administration

Status: Completed 7/28/2017 12:00:00 AM
Location: ,

Objective:
Outcome:
Matrix Code: General Program Administration (21A) **National Objective:**

Initial Funding Date: 08/26/2014

Description:
 Ongoing program management and oversight

Financing

	Fund Type	Grant Year	Grant	Funded Amount	Drawn In Program Year	Drawn Thru Program Year
CDBG	EN	Pre-2015		\$314,270.72	\$0.00	\$0.00
		2013	B13UC340105		\$0.00	\$261,911.60
		2014	B14UC340105		\$0.00	\$52,359.12
Total	Total			\$314,270.72	\$0.00	\$314,270.72

Proposed Accomplishments

Actual Accomplishments

Number assisted:

	Owner		Renter		Total		Person	
	Total	Hispanic	Total	Hispanic	Total	Hispanic	Total	Hispanic
White:					0	0		
Black/African American:					0	0		
Asian:					0	0		
American Indian/Alaskan Native:					0	0		
Native Hawaiian/Other Pacific Islander:					0	0		
American Indian/Alaskan Native & White:					0	0		
Asian White:					0	0		
Black/African American & White:					0	0		
American Indian/Alaskan Native & Black/African American:					0	0		
Other multi-racial:					0	0		
Asian/Pacific Islander:					0	0		
Hispanic:					0	0		
Total:	0	0	0	0	0	0	0	0

Female-headed Households: 0



U.S. Department of Housing and Urban Development
Office of Community Planning and Development
Integrated Disbursement and Information System
CDBG Activity Summary Report (GPR) for Program Year 2017
MORRIS COUNTY

Date: 01-Sep-2018

Time: 12:49


Page: 4

Income Category:

	Owner	Renter	Total	Person
Extremely Low			0	
Low Mod			0	
Moderate			0	
Non Low Moderate			0	
Total	0	0	0	0
Percent Low/Mod				

Annual Accomplishments

No data returned for this view. This might be because the applied filter excludes all data.



U.S. Department of Housing and Urban Development
 Office of Community Planning and Development
 Integrated Disbursement and Information System
 CDBG Activity Summary Report (GPR) for Program Year 2017
 MORRIS COUNTY

Date: 01-Sep-2018
 Time: 12:49
 Page: 5

PGM Year: 2014
Project: 0002 - Rehabilitation - homeowner
IDIS Activity: 1237 - Housing rehabilitation program

Status: Completed 11/21/2017 12:00:00 AM
Location: Address Suppressed
Objective: Create suitable living environments
Outcome: Affordability
Matrix Code: Rehab; Single-Unit Residential (14A) **National Objective:** LMH

Initial Funding Date: 08/26/2014

Description:

Single family owner occupied rehab program to assist owners with code-related repairs.
 In Program Year 2015 12 households have been serviced.

Financing

	Fund Type	Grant Year	Grant	Funded Amount	Drawn In Program Year	Drawn Thru Program Year
CDBG	EN	Pre-2015		\$277,458.00	\$0.00	\$0.00
		2013	B13UC340105		\$0.00	\$108,646.00
		2014	B14UC340105		\$13,343.09	\$168,812.00
	PI			\$85,740.00	\$0.00	\$85,740.00
Total	Total			\$363,198.00	\$13,343.09	\$363,198.00


Proposed Accomplishments

Housing Units : 12

Actual Accomplishments

Number assisted:

	Owner		Renter		Total		Person	
	Total	Hispanic	Total	Hispanic	Total	Hispanic	Total	Hispanic
White:	25	4	0	0	25	4	0	0
Black/African American:	1	0	0	0	1	0	0	0
Asian:	0	0	0	0	0	0	0	0
American Indian/Alaskan Native:	0	0	0	0	0	0	0	0
Native Hawaiian/Other Pacific Islander:	0	0	0	0	0	0	0	0
American Indian/Alaskan Native & White:	0	0	0	0	0	0	0	0
Asian White:	0	0	0	0	0	0	0	0
Black/African American & White:	0	0	0	0	0	0	0	0
American Indian/Alaskan Native & Black/African American:	0	0	0	0	0	0	0	0
Other multi-racial:	1	0	0	0	1	0	0	0
Asian/Pacific Islander:	0	0	0	0	0	0	0	0
Hispanic:	0	0	0	0	0	0	0	0



U.S. Department of Housing and Urban Development
 Office of Community Planning and Development
 Integrated Disbursement and Information System
 CDBG Activity Summary Report (GPR) for Program Year 2017
 MORRIS COUNTY

Date: 01-Sep-2018
 Time: 12:49
 Page: 6

Total: **27** **4** **0** **0** **27** **4** **0** **0**

Female-headed Households: 8 0 8

Income Category:

	Owner	Renter	Total	Person
Extremely Low	9	0	9	0
Low Mod	10	0	10	0
Moderate	10	0	10	0
Non Low Moderate	0	0	0	0
Total	29	0	29	0
Percent Low/Mod	100.0%		100.0%	

Annual Accomplishments

Years	Accomplishment Narrative	# Benefitting
2014	Serving 27 households in Morris County	
2015	The Rehab Program has provided rehabilitation to 12 owner-occupied housing units	
2016	The Rehabilitation Program continues to serve low & low/mod income households in alleviating system failures.	
2017	The program continues to serve the low/low mod population of Morris County for substandard system failures.	



U.S. Department of Housing and Urban Development
 Office of Community Planning and Development
 Integrated Disbursement and Information System
 CDBG Activity Summary Report (GPR) for Program Year 2017
 MORRIS COUNTY

Date: 01-Sep-2018
 Time: 12:49
 Page: 7

PGM Year: 2014
Project: 0004 - Public Facilities - Senior Centers
IDIS Activity: 1247 - Roxbury Senior Center

Status: Completed 9/18/2017 12:00:00 AM
Location: 72 Eyland Ave Succasunna, NJ 07876-1622

Objective: Create suitable living environments
Outcome: Sustainability
Matrix Code: Neighborhood Facilities (03E) **National Objective:** LMC

Initial Funding Date: 03/24/2015

Description:

Senior Center Improvementsupgrades to include entrance door, ADA bathrooms, entranceway roof, sheetrock, add storage, and kitchen upgrades.
 The kitchen upgrades will include flooring, walls, stove replacement and reconfigure sink area.

Financing

	Fund Type	Grant Year	Grant	Funded Amount	Drawn In Program Year	Drawn Thru Program Year
CDBG	EN	Pre-2015		\$69,500.00	\$0.00	\$0.00
		2014	B14UC340105		\$0.00	\$69,500.00
Total	Total			\$69,500.00	\$0.00	\$69,500.00

Proposed Accomplishments

Public Facilities : 1

Actual Accomplishments

Number assisted:

	Owner		Renter		Total		Person	
	Total	Hispanic	Total	Hispanic	Total	Hispanic	Total	Hispanic
White:	0	0	0	0	0	0	41	4
Black/African American:	0	0	0	0	0	0	2	0
Asian:	0	0	0	0	0	0	0	0
American Indian/Alaskan Native:	0	0	0	0	0	0	0	0
Native Hawaiian/Other Pacific Islander:	0	0	0	0	0	0	0	0
American Indian/Alaskan Native & White:	0	0	0	0	0	0	0	0
Asian White:	0	0	0	0	0	0	0	0
Black/African American & White:	0	0	0	0	0	0	0	0
American Indian/Alaskan Native & Black/African American:	0	0	0	0	0	0	0	0
Other multi-racial:	0	0	0	0	0	0	0	0
Asian/Pacific Islander:	0	0	0	0	0	0	0	0
Hispanic:	0	0	0	0	0	0	0	0
Total:	0	0	0	0	0	0	43	4



U.S. Department of Housing and Urban Development
Office of Community Planning and Development
Integrated Disbursement and Information System
CDBG Activity Summary Report (GPR) for Program Year 2017
MORRIS COUNTY

Date: 01-Sep-2018

Time: 12:49

Page: 8

Female-headed Households:

0 0 0

Income Category:

	Owner	Renter	Total	Person
Extremely Low	0	0	0	0
Low Mod	0	0	0	0
Moderate	0	0	0	43
Non Low Moderate	0	0	0	0
Total	0	0	0	43
Percent Low/Mod				100.0%

Annual Accomplishments

Years	Accomplishment Narrative	# Benefitting
2014	Delay in bidding process. Grant agreement has just gone out. Work will begin within 30 days.	
2015	Changes in plans & specifications resulted in unforeseen delays. Architectural bidding has been completed. Awaiting plans & specs now from the architect so to go out to bid. an extension was requested and approved.	
2016	The improvements to the senior center have greatly improved the center as it continues to serve the senior citizens of Roxbury Township.	



U.S. Department of Housing and Urban Development
 Office of Community Planning and Development
 Integrated Disbursement and Information System
 CDBG Activity Summary Report (GPR) for Program Year 2017
 MORRIS COUNTY

Date: 01-Sep-2018
 Time: 12:49
 Page: 9

PGM Year: 2015
Project: 0002 - Public Facilities
IDIS Activity: 1275 - Rockaway Library Restoration

Status: Completed 6/25/2018 12:00:00 AM
Location: 82 E Main St Rockaway, NJ 07866-3518

Objective: Create suitable living environments
Outcome: Availability/accessibility
Matrix Code: Neighborhood Facilities (03E) **National Objective:** LMA

Initial Funding Date: 12/17/2015

Description:
 Exterior repair & restoration of the Rockaway Borough Library to include replace portions of roof, exterior wall structure, repair siding, windows, doors and repair porch. repair of former "milk room".
 Project is completed.
 These needed improvements have greatly added to the overall condition of the library for the residents that utilize it.


Financing

	Fund Type	Grant Year	Grant	Funded Amount	Drawn In Program Year	Drawn Thru Program Year
CDBG	EN	2015	B15UC340105	\$74,485.00	\$74,485.00	\$74,485.00
Total	Total			\$74,485.00	\$74,485.00	\$74,485.00

Proposed Accomplishments
 Public Facilities : 1
 Total Population in Service Area: 6,455
 Census Tract Percent Low / Mod: 28.51

Annual Accomplishments

Years	Accomplishment Narrative	# Benefitting
2015	Extensive delays awaiting approvals from historic preservation	
2016	There were numerous delays awaiting approvals from the state of NJ regarding improvements to historic properties. The project is now ongoing.	
2017	The work at the library is now completed giving better accessibility for the community. All accomplishments will be recorded in PY 2016 & PY 2017	



U.S. Department of Housing and Urban Development
 Office of Community Planning and Development
 Integrated Disbursement and Information System
 CDBG Activity Summary Report (GPR) for Program Year 2017
 MORRIS COUNTY

Date: 01-Sep-2018
 Time: 12:49
 Page: 10

PGM Year: 2015
Project: 0003 - Facilities for Persons with Special Needs
IDIS Activity: 1276 - Special Homes of NJ

Status: Completed 6/5/2018 12:00:00 AM
Location: 695 Boonton Ave Boonton, NJ 07005-1601
Objective: Create suitable living environments
Outcome: Availability/accessibility
Matrix Code: Handicapped Centers (03B) **National Objective:** LMC

Initial Funding Date: 11/18/2015

Description:

Group Home renovations to three residences including additional bedroom, bathrooms, flooring & wheelchair ramp accessibility for ADA compliance. 695 Boonton Avenue, Boonton, 203 Hillside Avenue, Boonton & 257 Mission Road, Washington Township.

Financing

	Fund Type	Grant Year	Grant	Funded Amount	Drawn In Program Year	Drawn Thru Program Year
CDBG	EN	2015	B15UC340105	\$50,400.00	\$43,200.00	\$50,400.00
Total	Total			\$50,400.00	\$43,200.00	\$50,400.00

Proposed Accomplishments

Public Facilities : 1

Actual Accomplishments

Number assisted:

	Owner		Renter		Total		Person	
	Total	Hispanic	Total	Hispanic	Total	Hispanic	Total	Hispanic
White:	0	0	0	0	0	0	4	0
Black/African American:	0	0	0	0	0	0	0	0
Asian:	0	0	0	0	0	0	0	0
American Indian/Alaskan Native:	0	0	0	0	0	0	0	0
Native Hawaiian/Other Pacific Islander:	0	0	0	0	0	0	0	0
American Indian/Alaskan Native & White:	0	0	0	0	0	0	0	0
Asian White:	0	0	0	0	0	0	0	0
Black/African American & White:	0	0	0	0	0	0	0	0
American Indian/Alaskan Native & Black/African American:	0	0	0	0	0	0	0	0
Other multi-racial:	0	0	0	0	0	0	0	0
Asian/Pacific Islander:	0	0	0	0	0	0	0	0
Hispanic:	0	0	0	0	0	0	0	0
Total:	0	0	0	0	0	0	4	0
Female-headed Households:	0		0		0			



U.S. Department of Housing and Urban Development
Office of Community Planning and Development
Integrated Disbursement and Information System
CDBG Activity Summary Report (GPR) for Program Year 2017
MORRIS COUNTY

Date: 01-Sep-2018

Time: 12:49

Page: 11

Income Category:

	Owner	Renter	Total	Person
Extremely Low	0	0	0	4
Low Mod	0	0	0	0
Moderate	0	0	0	0
Non Low Moderate	0	0	0	0
Total	0	0	0	4
Percent Low/Mod				100.0%

Annual Accomplishments

Years	Accomplishment Narrative	# Benefiting
2015	Delay caused by additional funding bid & spec package to be bid within 30 days..Accomplishments will be recorded in PY 2017	
2016	These improvements to the various group homes have been a tremendous help to the people that are residing in them. Better accessibility & ADA compliance. Accomplishments will be reported in PY 2017.	
2017	The group home has been upgraded and provide better service for the developmentally disabled adults living there.	



U.S. Department of Housing and Urban Development
 Office of Community Planning and Development
 Integrated Disbursement and Information System
 CDBG Activity Summary Report (GPR) for Program Year 2017
 MORRIS COUNTY

Date: 01-Sep-2018
 Time: 12:49
 Page: 12

PGM Year: 2015
Project: 0005 - Water/Sewer Improvements
IDIS Activity: 1279 - Lincoln Park Main Street Water Main Repl

Status: Completed 1/30/2018 12:00:00 AM
Location: 51 Main St Lincoln Park, NJ 07035-1633

Objective: Create suitable living environments
Outcome: Sustainability
Matrix Code: Water/Sewer Improvements (03J)

National Objective: LMA

Initial Funding Date: 11/18/2015

Description:

Replacement of 450' of 8" water main including 3 hydrants and 8 water services on Main Street from Clover Lane to Maturan Avenue.

Financing

	Fund Type	Grant Year	Grant	Funded Amount	Drawn In Program Year	Drawn Thru Program Year
CDBG	EN	2015	B15UC340105	\$80,000.00	\$8,000.00	\$80,000.00
Total	Total			\$80,000.00	\$8,000.00	\$80,000.00

Proposed Accomplishments

People (General) : 1
 Total Population in Service Area: 1,705
 Census Tract Percent Low / Mod: 28.74

Annual Accomplishments

Years	Accomplishment Narrative	# Benefiting
2015	an extension was requested & granted.	
2016	The project is now ongoing & 90% completed. This is Phase 1 of the 2 Phase project to be completed. There remains 10% until completion of project. Accomplishments will be recorded in PY 2017.	
2017	Project is complete. New water services greatly improved the system.	



U.S. Department of Housing and Urban Development
 Office of Community Planning and Development
 Integrated Disbursement and Information System
 CDBG Activity Summary Report (GPR) for Program Year 2017
 MORRIS COUNTY

Date: 01-Sep-2018
 Time: 12:49
 Page: 13

PGM Year: 2015
Project: 0005 - Water/Sewer Improvements
IDIS Activity: 1281 - Netcong-Railroad Ave. Water Main Replacement

Status: Completed 11/27/2017 12:00:00 AM
Location: 23 Maple Ave Netcong, NJ 07857-1105

Objective: Create suitable living environments
Outcome: Sustainability
Matrix Code: Water/Sewer Improvements (03J)

National Objective: LMA

Initial Funding Date: 11/18/2015

Description:

Replacement of 670' of water main on Railroad Avenue from Union Street to Marc Court.

Financing

	Fund Type	Grant Year	Grant	Funded Amount	Drawn In Program Year	Drawn Thru Program Year
CDBG	EN	2015	B15UC340105	\$80,000.00	\$80,000.00	\$80,000.00
Total	Total			\$80,000.00	\$80,000.00	\$80,000.00

Proposed Accomplishments

People (General) : 1
 Total Population in Service Area: 3,250
 Census Tract Percent Low / Mod: 33.38

Annual Accomplishments

Years	Accomplishment Narrative	# Benefiting
2015	Awaiting bid & spec package	
2016	There have been delays regarding the bidding process, higher prices than anticipated. Going out to re-bid. All accomplishments will be in PY 2017.	
2017	The project has been completed. The water man replacement has greatly improved service to the area.	



U.S. Department of Housing and Urban Development
Office of Community Planning and Development
Integrated Disbursement and Information System
CDBG Activity Summary Report (GPR) for Program Year 2017
MORRIS COUNTY

Date: 01-Sep-2018

Time: 12:49

Page: 15

Income Category:

	Owner	Renter	Total	Person
Extremely Low	1	0	1	0
Low Mod	2	0	2	0
Moderate	0	0	0	0
Non Low Moderate	0	0	0	0
Total	3	0	3	0
Percent Low/Mod	100.0%		100.0%	

Annual Accomplishments

Years	Accomplishment Narrative	# Benefitting
2015	We are still expending the PY 2014 money as the program continues to serve low/low mod income people in the community.	
2016	The program continues to provide grant assistance to eliminate code violations & health & safety repairs in Morris County for low/low mod persons.	
2017	The Rehab Program continues to serve seniors and low/low moderate income families in Morris County.	



U.S. Department of Housing and Urban Development
 Office of Community Planning and Development
 Integrated Disbursement and Information System
 CDBG Activity Summary Report (GPR) for Program Year 2017
 MORRIS COUNTY

Date: 01-Sep-2018
 Time: 12:49
 Page: 16

PGM Year: 2015
Project: 0001 - Administration
IDIS Activity: 1294 - Administration

Status: Completed 7/28/2017 12:00:00 AM
Location: ,

Objective:
Outcome:
Matrix Code: General Program Administration (21A) **National Objective:**

Initial Funding Date: 11/18/2015

Description:
 Ongoing program management and oversight.

Financing

	Fund Type	Grant Year	Grant	Funded Amount	Drawn In Program Year	Drawn Thru Program Year
CDBG	EN	2015	B15UC340105	\$269,346.86	\$0.00	\$269,346.86
Total	Total			\$269,346.86	\$0.00	\$269,346.86

Proposed Accomplishments

Actual Accomplishments

Number assisted:

	Owner		Renter		Total		Person	
	Total	Hispanic	Total	Hispanic	Total	Hispanic	Total	Hispanic
White:					0	0		
Black/African American:					0	0		
Asian:					0	0		
American Indian/Alaskan Native:					0	0		
Native Hawaiian/Other Pacific Islander:					0	0		
American Indian/Alaskan Native & White:					0	0		
Asian White:					0	0		
Black/African American & White:					0	0		
American Indian/Alaskan Native & Black/African American:					0	0		
Other multi-racial:					0	0		
Asian/Pacific Islander:					0	0		
Hispanic:					0	0		
Total:	0	0	0	0	0	0	0	0
Female-headed Households:					0			

Income Category:

Owner Renter Total Person



U.S. Department of Housing and Urban Development
Office of Community Planning and Development
Integrated Disbursement and Information System
CDBG Activity Summary Report (GPR) for Program Year 2017
MORRIS COUNTY

Date: 01-Sep-2018

Time: 12:49

Page: 17

Extremely Low			0	
Low Mod			0	
Moderate			0	
Non Low Moderate			0	
Total	0	0	0	0
Percent Low/Mod				

Annual Accomplishments

No data returned for this view. This might be because the applied filter excludes all data.



U.S. Department of Housing and Urban Development
 Office of Community Planning and Development
 Integrated Disbursement and Information System
 CDBG Activity Summary Report (GPR) for Program Year 2017
 MORRIS COUNTY

Date: 01-Sep-2018
 Time: 12:49
 Page: 18

PGM Year: 2015
Project: 0002 - Public Facilities
IDIS Activity: 1300 - Senior Center Parking Lot Paving-Rockaway Twp

Status: Completed 4/5/2018 12:00:00 AM
Location: 19 Mount Hope Rd Rockaway, NJ 07866-2406

Objective: Create suitable living environments
Outcome: Availability/accessibility
Matrix Code: Senior Centers (03A)

National Objective: LMC

Initial Funding Date: 11/18/2015

Description:

Milling and Paving of parking lot at the Township Senior Center.

Financing

	Fund Type	Grant Year	Grant	Funded Amount	Drawn In Program Year	Drawn Thru Program Year
CDBG	EN	2015	B15UC340105	\$68,850.00	\$68,850.00	\$68,850.00
Total	Total			\$68,850.00	\$68,850.00	\$68,850.00

Proposed Accomplishments

Public Facilities : 1

Actual Accomplishments

Number assisted:

	Owner		Renter		Total		Person	
	Total	Hispanic	Total	Hispanic	Total	Hispanic	Total	Hispanic
White:	0	0	0	0	0	0	130	0
Black/African American:	0	0	0	0	0	0	1	0
Asian:	0	0	0	0	0	0	0	0
American Indian/Alaskan Native:	0	0	0	0	0	0	0	0
Native Hawaiian/Other Pacific Islander:	0	0	0	0	0	0	0	0
American Indian/Alaskan Native & White:	0	0	0	0	0	0	0	0
Asian White:	0	0	0	0	0	0	0	0
Black/African American & White:	0	0	0	0	0	0	0	0
American Indian/Alaskan Native & Black/African American:	0	0	0	0	0	0	0	0
Other multi-racial:	0	0	0	0	0	0	1	0
Asian/Pacific Islander:	0	0	0	0	0	0	0	0
Hispanic:	0	0	0	0	0	0	0	0
Total:	0	0	0	0	0	0	132	0
Female-headed Households:	0		0		0			



U.S. Department of Housing and Urban Development
Office of Community Planning and Development
Integrated Disbursement and Information System
CDBG Activity Summary Report (GPR) for Program Year 2017
MORRIS COUNTY

Date: 01-Sep-2018

Time: 12:49

Page: 19

Income Category:

	Owner	Renter	Total	Person
Extremely Low	0	0	0	0
Low Mod	0	0	0	132
Moderate	0	0	0	0
Non Low Moderate	0	0	0	0
Total	0	0	0	132
Percent Low/Mod				100.0%

Annual Accomplishments

Years	Accomplishment Narrative	# Benefitting
2015	Accomplishments have been recorded in PY 2017	
2016	Accomplishments will be recorded in PY 2017	
2017	The paving of the parking lot has been completed. Contractor delays were cited for length of time needed to complete this project. The project is now completed greatly improving the condition of the parking lot for the seniors.	



U.S. Department of Housing and Urban Development
 Office of Community Planning and Development
 Integrated Disbursement and Information System
 CDBG Activity Summary Report (GPR) for Program Year 2017
 MORRIS COUNTY

Date: 01-Sep-2018
 Time: 12:49
 Page: 20

PGM Year: 2014
Project: 0002 - Rehabilitation - homeowner
IDIS Activity: 1304 - Rehab Delivery of Costs

Status: Completed 2/8/2018 12:00:00 AM
Location: 30 Schuyler Pl Morristown, NJ 07960-5193

Objective: Provide decent affordable housing
Outcome: Availability/accessibility
Matrix Code: Rehabilitation Administration (14H) **National Objective:** LMH

Initial Funding Date: 02/09/2016

Description:
 Reimburse Admin for costs of Rehab Admin.

Financing

	Fund Type	Grant Year	Grant	Funded Amount	Drawn In Program Year	Drawn Thru Program Year
CDBG	EN	Pre-2015		\$60,000.00	\$0.00	\$0.00
		2014	B14UC340105		\$0.00	\$60,000.00
Total	Total			\$60,000.00	\$0.00	\$60,000.00

Proposed Accomplishments

Actual Accomplishments

Number assisted:

	Owner		Renter		Total		Person	
	Total	Hispanic	Total	Hispanic	Total	Hispanic	Total	Hispanic
White:	0	0	0	0	0	0		0
Black/African American:	0	0	0	0	0	0	0	0
Asian:	0	0	0	0	0	0	0	0
American Indian/Alaskan Native:	0	0	0	0	0	0	0	0
Native Hawaiian/Other Pacific Islander:	0	0	0	0	0	0	0	0
American Indian/Alaskan Native & White:	0	0	0	0	0	0	0	0
Asian White:	0	0	0	0	0	0	0	0
Black/African American & White:	0	0	0	0	0	0	0	0
American Indian/Alaskan Native & Black/African American:	0	0	0	0	0	0	0	0
Other multi-racial:	0	0	0	0	0	0	0	0
Asian/Pacific Islander:	0	0	0	0	0	0	0	0
Hispanic:	0	0	0	0	0	0	0	0
Total:	0	0	0	0	0	0	0	0
Female-headed Households:	0		0		0			



U.S. Department of Housing and Urban Development
Office of Community Planning and Development
Integrated Disbursement and Information System
CDBG Activity Summary Report (GPR) for Program Year 2017
MORRIS COUNTY

Date: 01-Sep-2018

Time: 12:49

Page: 21

Income Category:

	Owner	Renter	Total	Person
Extremely Low	0	0	0	0
Low Mod	0	0	0	0
Moderate	0	0	0	0
Non Low Moderate	0	0	0	0
Total	0	0	0	0
Percent Low/Mod				

Annual Accomplishments

Years	Accomplishment Narrative	# Benefiting
2015		
2016	Additional funds have been added to support on-going rehabilitation program.	
2017	Additional funds have been added to support on-going rehabilitation program. This project of Delivery of Costs is associated with Activity #1292 for the rehabilitation of houses.	



U.S. Department of Housing and Urban Development
 Office of Community Planning and Development
 Integrated Disbursement and Information System
 CDBG Activity Summary Report (GPR) for Program Year 2017
 MORRIS COUNTY

Date: 01-Sep-2018
 Time: 12:49
 Page: 22

PGM Year: 2016
Project: 0011 - Flanders Fire Company ADA Restrooms
IDIS Activity: 1306 - Flanders Fire Co.-ADA Improvements

Status: Open
Location: 27 Main St Flanders, NJ 07836-9129

Objective: Create suitable living environments
Outcome: Availability/accessibility
Matrix Code: Fire Station/Equipment (03O)

National Objective: LMA

Initial Funding Date: 09/23/2016

Description:

Removal of architectural barriers for persons with disabilities.
 Complete upgrades to bathrooms making them ADA compliant.

Financing

	Fund Type	Grant Year	Grant	Funded Amount	Drawn In Program Year	Drawn Thru Program Year
CDBG	EN	2016	B16UC340105	\$70,000.00	\$0.00	\$0.00
Total	Total			\$70,000.00	\$0.00	\$0.00

Proposed Accomplishments

Public Facilities : 1
 Total Population in Service Area: 1,200
 Census Tract Percent Low / Mod: 32.08

Annual Accomplishments

Years	Accomplishment Narrative	# Benefitting
2016	The project has been delayed. The individual who is the point person has been ill and is now recovering. The project will go out to bid in the next 30 days.	
2017	Fire Company selected a contractor but the firm failed to perform adequately and is being replaced. New bids will go out in September 2018.	



U.S. Department of Housing and Urban Development
 Office of Community Planning and Development
 Integrated Disbursement and Information System
 CDBG Activity Summary Report (GPR) for Program Year 2017
 MORRIS COUNTY

Date: 01-Sep-2018
 Time: 12:49
 Page: 23

PGM Year: 2016
Project: 0033 - 03B Handicapped Centers
IDIS Activity: 1307 - Group Home Elevator-Community Hope

Status: Canceled 2/8/2018 3:58:29 PM
Location: 7 Cambridge Rd Wharton, NJ 07885-1636

Objective: Create suitable living environments
Outcome: Availability/accessibility
Matrix Code: Handicapped Centers (03B)

National Objective: LMC

Initial Funding Date: 09/23/2016

Description:

Installation of an elevator in an assisted living group home for a severely disabled client.

Financing

No data returned for this view. This might be because the applied filter excludes all data.


Proposed Accomplishments

Public Facilities : 1

Actual Accomplishments

Number assisted:

	Owner		Renter		Total		Person	
	Total	Hispanic	Total	Hispanic	Total	Hispanic	Total	Hispanic
White:	0	0	0	0	0	0		0
Black/African American:	0	0	0	0	0	0	0	0
Asian:	0	0	0	0	0	0	0	0
American Indian/Alaskan Native:	0	0	0	0	0	0	0	0
Native Hawaiian/Other Pacific Islander:	0	0	0	0	0	0	0	0
American Indian/Alaskan Native & White:	0	0	0	0	0	0	0	0
Asian White:	0	0	0	0	0	0	0	0
Black/African American & White:	0	0	0	0	0	0	0	0
American Indian/Alaskan Native & Black/African American:	0	0	0	0	0	0	0	0
Other multi-racial:	0	0	0	0	0	0	0	0
Asian/Pacific Islander:	0	0	0	0	0	0	0	0



U.S. Department of Housing and Urban Development
 Office of Community Planning and Development
 Integrated Disbursement and Information System
 CDBG Activity Summary Report (GPR) for Program Year 2017
 MORRIS COUNTY

Date: 01-Sep-2018
 Time: 12:49
 Page: 24

Hispanic:	0	0	0	0	0	0	0	0	0
Total:	0	0	0	0	0	0	0	0	0

Female-headed Households: 0 0 0

Income Category:

	Owner	Renter	Total	Person
Extremely Low	0	0	0	0
Low Mod	0	0	0	0
Moderate	0	0	0	0
Non Low Moderate	0	0	0	0
Total	0	0	0	0
Percent Low/Mod				

Annual Accomplishments

Years	Accomplishment Narrative	# Benefitting
2016	There have been delays with staff turnover.	
2017	The bid accepted came in considerably over budgeted amount. The project will be re-bid as soon as possible.	



U.S. Department of Housing and Urban Development
 Office of Community Planning and Development
 Integrated Disbursement and Information System
 CDBG Activity Summary Report (GPR) for Program Year 2017
 MORRIS COUNTY

Date: 01-Sep-2018
 Time: 12:49
 Page: 25

PGM Year: 2016
Project: 0034 - 03F Parks, Recreational Facilities
IDIS Activity: 1308 - Playground Improvements-Victory Gardens

Status: Completed 3/2/2018 12:00:00 AM
Location: 397 Washington Ave Victory Gardens, NJ 07801-5549

Objective: Create suitable living environments
Outcome: Availability/accessibility
Matrix Code: Parks, Recreational Facilities (03F) **National Objective:** LMA

Initial Funding Date: 09/23/2016

Description:
 Installation of playground equipment & playground surface

Financing

	Fund Type	Grant Year	Grant	Funded Amount	Drawn In Program Year	Drawn Thru Program Year
CDBG	EN	2016	B16UC340105	\$60,000.00	\$60,000.00	\$60,000.00
Total	Total			\$60,000.00	\$60,000.00	\$60,000.00

Proposed Accomplishments

Public Facilities : 1
 Total Population in Service Area: 1,740
 Census Tract Percent Low / Mod: 64.66

Annual Accomplishments

Years	Accomplishment Narrative	# Benefiting
2016	Delays at the administration of Victory Gardens has slowed the process.	
2017	The project bidding process is complete. awaiting for the Borough Council to award & start the work. Project completed playground a beneficial addition for the community.	



U.S. Department of Housing and Urban Development
 Office of Community Planning and Development
 Integrated Disbursement and Information System
 CDBG Activity Summary Report (GPR) for Program Year 2017
 MORRIS COUNTY

Date: 01-Sep-2018
 Time: 12:49
 Page: 26

PGM Year: 2016
Project: 0035 - 03J Water/Sewer Improvements
IDIS Activity: 1310 - Water Main Repair-Phase 2-Lincoln Park

Status: Completed 1/30/2018 12:00:00 AM
Location: 67 Main St Lincoln Park, NJ 07035-1633

Objective: Create suitable living environments
Outcome: Availability/accessibility
Matrix Code: Water/Sewer Improvements (03J)

National Objective: LMA

Initial Funding Date: 09/23/2016

Description:

Replacement of 450 LF of water main line on Main Street.
 Including 1 hydrant & 10 water services.

Financing

	Fund Type	Grant Year	Grant	Funded Amount	Drawn In Program Year	Drawn Thru Program Year
CDBG	EN	2016	B16UC340105	\$80,000.00	\$80,000.00	\$80,000.00
Total	Total			\$80,000.00	\$80,000.00	\$80,000.00

Proposed Accomplishments

People (General) : 1
 Total Population in Service Area: 1,705
 Census Tract Percent Low / Mod: 28.74

Annual Accomplishments

Years	Accomplishment Narrative	# Benefitting
2016	delays in the municipal bidding process has slowed the project. accomplishments will be reflected in PY 2017.	
2017	The project is completed. This activity has helped correct a water main problem & now has increased improvement in delivering a service to the town.	



U.S. Department of Housing and Urban Development
 Office of Community Planning and Development
 Integrated Disbursement and Information System
 CDBG Activity Summary Report (GPR) for Program Year 2017
 MORRIS COUNTY

Date: 01-Sep-2018
 Time: 12:49
 Page: 27

PGM Year: 2016
Project: 0035 - 03J Water/Sewer Improvements
IDIS Activity: 1311 - Budd Lake Drainage & Paving-Mt. Olive

Status: Completed 3/2/2018 12:00:00 AM
Location: 24 Elizabeth Ln Mount Olive, NJ 07828-2102

Objective: Create suitable living environments
Outcome: Availability/accessibility
Matrix Code: Water/Sewer Improvements (03J) **National Objective:** LMA

Initial Funding Date: 09/23/2016

Description:

Drainage improvements on Elizabeth Lane & Forest Road with 2,000 LF of drainage to alleviate undersized drainage to bear water runoff.

Financing

	Fund Type	Grant Year	Grant	Funded Amount	Drawn In Program Year	Drawn Thru Program Year
CDBG	EN	2016	B16UC340105	\$45,400.00	\$45,400.00	\$45,400.00
Total	Total			\$45,400.00	\$45,400.00	\$45,400.00

Proposed Accomplishments

People (General) : 1
 Total Population in Service Area: 1,475
 Census Tract Percent Low / Mod: 28.81

Annual Accomplishments

Years	Accomplishment Narrative	# Benefiting
2017	The project is completed, drainage problem alleviated for the area and now has greatly reduced the possibility of flooding.	



U.S. Department of Housing and Urban Development
 Office of Community Planning and Development
 Integrated Disbursement and Information System
 CDBG Activity Summary Report (GPR) for Program Year 2017
 MORRIS COUNTY

Date: 01-Sep-2018
 Time: 12:49
 Page: 28

PGM Year: 2016
Project: 0035 - 03J Water/Sewer Improvements
IDIS Activity: 1312 - Railroad Ave. & Marc Ct. Improvements-Netcong

Status: Completed 1/17/2018 12:00:00 AM
Location: 45 Railroad Ave Netcong, NJ 07857-1606

Objective: Create suitable living environments
Outcome: Sustainability
Matrix Code: Water/Sewer Improvements (03J)

National Objective: LMA

Initial Funding Date: 09/23/2016

Description:

Remediate currently leaking water mains, including 1 hydrant and 16 services to existing dwellings.

Financing

	Fund Type	Grant Year	Grant	Funded Amount	Drawn In Program Year	Drawn Thru Program Year
CDBG	EN	2016	B16UC340105	\$80,000.00	\$80,000.00	\$80,000.00
Total	Total			\$80,000.00	\$80,000.00	\$80,000.00

Proposed Accomplishments

People (General) : 1
 Total Population in Service Area: 3,250
 Census Tract Percent Low / Mod: 33.38

Annual Accomplishments

Years	Accomplishment Narrative	# Benefiting
2016	The project was met with bidding delays. All accomplishments will be recorded in PY 2017.	
2017	The project is being implemented in tandem with the Phase 1 from 2015. Project completed with increased drainage improvements for the residents of this area.	



U.S. Department of Housing and Urban Development
 Office of Community Planning and Development
 Integrated Disbursement and Information System
 CDBG Activity Summary Report (GPR) for Program Year 2017
 MORRIS COUNTY

Date: 01-Sep-2018
 Time: 12:49
 Page: 29

PGM Year: 2016
Project: 0035 - 03J Water/Sewer Improvements
IDIS Activity: 1314 - Water Main Improvement-Wharton

Status: Completed 8/16/2017 12:00:00 AM
Location: 17 E Central Ave Wharton, NJ 07885-2201

Objective: Create suitable living environments
Outcome: Sustainability
Matrix Code: Water/Sewer Improvements (03J)

National Objective: LMA

Initial Funding Date: 09/23/2016

Description:

Water main replacement on E.
 Central avenue from Main street to Church Street.
 The replacement of 650 LF of water main and road restoration.

Financing

	Fund Type	Grant Year	Grant	Funded Amount	Drawn In Program Year	Drawn Thru Program Year
CDBG	EN	2016	B16UC340105	\$80,000.00	\$80,000.00	\$80,000.00
Total	Total			\$80,000.00	\$80,000.00	\$80,000.00

Proposed Accomplishments

People (General) : 1
 Total Population in Service Area: 6,490
 Census Tract Percent Low / Mod: 32.13

Annual Accomplishments

Years	Accomplishment Narrative	# Benefitting
2016	Work ongoing. Completion soon.	
2017	Project complete, improved services for the immediate area.	



U.S. Department of Housing and Urban Development
 Office of Community Planning and Development
 Integrated Disbursement and Information System
 CDBG Activity Summary Report (GPR) for Program Year 2017
 MORRIS COUNTY

Date: 01-Sep-2018
 Time: 12:49
 Page: 30

PGM Year: 2016
Project: 0036 - 03K Street Improvements
IDIS Activity: 1315 - Street Improvements-Montville

Status: Completed 4/5/2018 12:00:00 AM
Location: 2 Longview Dr Towaco, NJ 07082-1503

Objective: Create suitable living environments
Outcome: Sustainability
Matrix Code: Street Improvements (03K)

National Objective: LMA

Initial Funding Date: 09/23/2016

Description:

Milling & paving 1,480 LF on roadways: Longview Drive and Eberhardt Court.

Financing

	Fund Type	Grant Year	Grant	Funded Amount	Drawn In Program Year	Drawn Thru Program Year
CDBG	EN	2016	B16UC340105	\$19,751.00	\$19,751.00	\$19,751.00
Total	Total			\$19,751.00	\$19,751.00	\$19,751.00

Proposed Accomplishments

People (General) : 1
 Total Population in Service Area: 1,085
 Census Tract Percent Low / Mod: 31.80

Annual Accomplishments

Years	Accomplishment Narrative	# Benefiting
2016	Accomplishments will be recorded in PY 2017...project has not begun yet.	
2017	There were numerous delays with the municipality. The project is now completed giving the area better access.	



U.S. Department of Housing and Urban Development
 Office of Community Planning and Development
 Integrated Disbursement and Information System
 CDBG Activity Summary Report (GPR) for Program Year 2017
 MORRIS COUNTY

Date: 01-Sep-2018
 Time: 12:49
 Page: 31

PGM Year: 2016
Project: 0036 - 03K Street Improvements
IDIS Activity: 1316 - Street Improvements-Roxbury

Status: Completed 3/2/2018 12:00:00 AM
Location: 3 Spencer St Wharton, NJ 07885-1026

Objective: Create suitable living environments
Outcome: Sustainability
Matrix Code: Street Improvements (03K) **National Objective:** LMA

Initial Funding Date: 09/23/2016

Description:

Road resurfacing on Birch Lane (850 LF), Spencer Street (460 LF) and James Street (1,125 LF).
 ASphalt base course repaired if necessary.

Financing

	Fund Type	Grant Year	Grant	Funded Amount	Drawn In Program Year	Drawn Thru Program Year
CDBG	EN	2016	B16UC340105	\$72,872.00	\$72,872.00	\$72,872.00
Total	Total			\$72,872.00	\$72,872.00	\$72,872.00

Proposed Accomplishments

People (General) : 1
 Total Population in Service Area: 1,440
 Census Tract Percent Low / Mod: 29.86

Annual Accomplishments

Years	Accomplishment Narrative	# Benefitting
2016	Delays with municipality. They have been granted an extension.	
2017	Project went out to bid on 8/2/17. Bid closes 8/29 & a contractor will be chosen by the municipality. Project completed. Beneficial to the improved street access.	



U.S. Department of Housing and Urban Development
 Office of Community Planning and Development
 Integrated Disbursement and Information System
 CDBG Activity Summary Report (GPR) for Program Year 2017
 MORRIS COUNTY

Date: 01-Sep-2018
 Time: 12:49
 Page: 32

PGM Year: 2016
Project: 0037 - 03P Health Facilities
IDIS Activity: 1317 - Flooring Replacement-Zufall

Status: Open
Location: 2 Atno Ave Morristown, NJ 07960-3802

Objective: Create suitable living environments
Outcome: Availability/accessibility
Matrix Code: Health Facilities (03P)

National Objective: LMC

Initial Funding Date: 09/23/2016

Description:

Replacement of 1,980 SF of flooring, as well as debris removal and repair of damaged walls as a result of the new installation.

Financing

	Fund Type	Grant Year	Grant	Funded Amount	Drawn In Program Year	Drawn Thru Program Year
CDBG	EN	2016	B16UC340105	\$32,328.00	\$10,000.00	\$10,000.00
Total	Total			\$32,328.00	\$10,000.00	\$10,000.00


Proposed Accomplishments

Public Facilities : 1

Actual Accomplishments

Number assisted:

	Owner		Renter		Total		Person	
	Total	Hispanic	Total	Hispanic	Total	Hispanic	Total	Hispanic
White:	0	0	0	0	0	0	2,764	1,880
Black/African American:	0	0	0	0	0	0	443	43
Asian:	0	0	0	0	0	0	121	3
American Indian/Alaskan Native:	0	0	0	0	0	0	48	46
Native Hawaiian/Other Pacific Islander:	0	0	0	0	0	0	34	25
American Indian/Alaskan Native & White:	0	0	0	0	0	0	1	0
Asian White:	0	0	0	0	0	0	2	0
Black/African American & White:	0	0	0	0	0	0	16	3
American Indian/Alaskan Native & Black/African American:	0	0	0	0	0	0	2	1
Other multi-racial:	0	0	0	0	0	0	870	94
Asian/Pacific Islander:	0	0	0	0	0	0	0	0
Hispanic:	0	0	0	0	0	0	0	0
Total:	0	0	0	0	0	0	4,301	2,095
Female-headed Households:	0		0		0			



U.S. Department of Housing and Urban Development
Office of Community Planning and Development
Integrated Disbursement and Information System
CDBG Activity Summary Report (GPR) for Program Year 2017
MORRIS COUNTY

Date: 01-Sep-2018

Time: 12:49


Page: 33

Income Category:

	Owner	Renter	Total	Person
Extremely Low	0	0	0	2,442
Low Mod	0	0	0	1,221
Moderate	0	0	0	638
Non Low Moderate	0	0	0	0
Total	0	0	0	4,301
Percent Low/Mod				100.0%

Annual Accomplishments

Years	Accomplishment Narrative	# Benefitting
2016	Bidding procedure took longer than expected, but project will now move along.	
2017	Zufall Health Center continues to serve the low/low moderate population of the Morristown area with medical services.	



U.S. Department of Housing and Urban Development
 Office of Community Planning and Development
 Integrated Disbursement and Information System
 CDBG Activity Summary Report (GPR) for Program Year 2017
 MORRIS COUNTY

Date: 01-Sep-2018
 Time: 12:49
 Page: 34

PGM Year: 2016
Project: 0038 - 03T Homeless Program Operations
IDIS Activity: 1318 - Program Rental costs & Salary-Family Promise

Status: Completed 10/30/2017 12:00:00 AM
Location: 51 Washington St Morristown, NJ 07960-6811

Objective: Create suitable living environments
Outcome: Availability/accessibility
Matrix Code: Operating Costs of Homeless/AIDS Patients Programs (03T) **National Objective:** LMC

Initial Funding Date: 09/23/2016

Description:
 Rental for 1 year and partial salary for the Program Coordinator and Program Assistant.

Financing

	Fund Type	Grant Year	Grant	Funded Amount	Drawn In Program Year	Drawn Thru Program Year
CDBG	EN	2016	B16UC340105	\$35,000.00	\$10,184.97	\$35,000.00
Total	Total			\$35,000.00	\$10,184.97	\$35,000.00

Proposed Accomplishments

People (General) : 1

Actual Accomplishments

Number assisted:

	Owner		Renter		Total		Person	
	Total	Hispanic	Total	Hispanic	Total	Hispanic	Total	Hispanic
White:	0	0	0	0	0	0	284	49
Black/African American:	0	0	0	0	0	0	96	0
Asian:	0	0	0	0	0	0	6	0
American Indian/Alaskan Native:	0	0	0	0	0	0	4	0
Native Hawaiian/Other Pacific Islander:	0	0	0	0	0	0	0	0
American Indian/Alaskan Native & White:	0	0	0	0	0	0	0	0
Asian White:	0	0	0	0	0	0	0	0
Black/African American & White:	0	0	0	0	0	0	1	0
American Indian/Alaskan Native & Black/African American:	0	0	0	0	0	0	2	0
Other multi-racial:	0	0	0	0	0	0	111	0
Asian/Pacific Islander:	0	0	0	0	0	0	0	0
Hispanic:	0	0	0	0	0	0	0	0
Total:	0	0	0	0	0	0	504	49
Female-headed Households:	0		0		0			



U.S. Department of Housing and Urban Development
Office of Community Planning and Development
Integrated Disbursement and Information System
CDBG Activity Summary Report (GPR) for Program Year 2017
MORRIS COUNTY

Date: 01-Sep-2018

Time: 12:49

Page: 35

Income Category:

	Owner	Renter	Total	Person
Extremely Low	0	0	0	494
Low Mod	0	0	0	9
Moderate	0	0	0	1
Non Low Moderate	0	0	0	0
Total	0	0	0	504
Percent Low/Mod				100.0%

Annual Accomplishments

Years	Accomplishment Narrative	# Benefitting
2016	The program continues to serve Morris County residents in need of basic services.	
2017	The program is very successful in servicing the community in terms of outreach & services.	



U.S. Department of Housing and Urban Development
 Office of Community Planning and Development
 Integrated Disbursement and Information System
 CDBG Activity Summary Report (GPR) for Program Year 2017
 MORRIS COUNTY

Date: 01-Sep-2018
 Time: 12:49
 Page: 36

PGM Year: 2016
Project: 0041 - 05H Employment Training
IDIS Activity: 1320 - Educational Assistance-Mental Health

Status: Completed 5/3/2018 12:00:00 AM
Location: 100 Route 46 Mountain Lakes, NJ 07046-1745

Objective: Create suitable living environments
Outcome: Availability/accessibility
Matrix Code: Employment Training (05H)

National Objective: LMC

Initial Funding Date: 09/23/2016

Description:
 Provides scholarships for mental health consumers in recovery from debilitating mental illness.

Financing

	Fund Type	Grant Year	Grant	Funded Amount	Drawn In Program Year	Drawn Thru Program Year
CDBG	EN	2016	B16UC340105	\$13,827.00	\$5,960.30	\$13,827.00
Total	Total			\$13,827.00	\$5,960.30	\$13,827.00

Proposed Accomplishments

People (General) : 1

Actual Accomplishments

Number assisted:

	Owner		Renter		Total		Person	
	Total	Hispanic	Total	Hispanic	Total	Hispanic	Total	Hispanic
White:	0	0	0	0	0	0	12	3
Black/African American:	0	0	0	0	0	0	4	0
Asian:	0	0	0	0	0	0	1	0
American Indian/Alaskan Native:	0	0	0	0	0	0	1	0
Native Hawaiian/Other Pacific Islander:	0	0	0	0	0	0	0	0
American Indian/Alaskan Native & White:	0	0	0	0	0	0	0	0
Asian White:	0	0	0	0	0	0	0	0
Black/African American & White:	0	0	0	0	0	0	2	0
American Indian/Alaskan Native & Black/African American:	0	0	0	0	0	0	0	0
Other multi-racial:	0	0	0	0	0	0	2	0
Asian/Pacific Islander:	0	0	0	0	0	0	0	0
Hispanic:	0	0	0	0	0	0	0	0
Total:	0	0	0	0	0	0	22	3
Female-headed Households:	0		0		0			



U.S. Department of Housing and Urban Development
Office of Community Planning and Development
Integrated Disbursement and Information System
CDBG Activity Summary Report (GPR) for Program Year 2017
MORRIS COUNTY

Date: 01-Sep-2018

Time: 12:49

Page: 37

Income Category:

	Owner	Renter	Total	Person
Extremely Low	0	0	0	14
Low Mod	0	0	0	3
Moderate	0	0	0	0
Non Low Moderate	0	0	0	0
Total	0	0	0	17
Percent Low/Mod				100.0%

Annual Accomplishments

Years	Accomplishment Narrative	# Benefitting
2016	The program is a very successful and continues to serve the need of special populations.	
2017	The program continues to serve a special population of people who cannot be neglected.	



U.S. Department of Housing and Urban Development
 Office of Community Planning and Development
 Integrated Disbursement and Information System
 CDBG Activity Summary Report (GPR) for Program Year 2017
 MORRIS COUNTY

Date: 01-Sep-2018
 Time: 12:49
 Page: 38

PGM Year: 2016
Project: 0042 - 05L Child Care Services
IDIS Activity: 1322 - Childcare Scholarships-Children on the Green

Status: Completed 6/4/2018 12:00:00 AM
Location: 50 S Park Pl Morristown, NJ 07960-3943

Objective: Create suitable living environments
Outcome: Availability/accessibility
Matrix Code: Child Care Services (05L) **National Objective:** LMC

Initial Funding Date: 09/23/2016

Description:
 Provides scholarship funding to low income families.

Financing

	Fund Type	Grant Year	Grant	Funded Amount	Drawn In Program Year	Drawn Thru Program Year
CDBG	EN	2016	B16UC340105	\$30,000.00	\$12,062.28	\$30,000.00
Total	Total			\$30,000.00	\$12,062.28	\$30,000.00


Proposed Accomplishments

People (General) : 1

Actual Accomplishments

Number assisted:

	Owner		Renter		Total		Person	
	Total	Hispanic	Total	Hispanic	Total	Hispanic	Total	Hispanic
White:	0	0	0	0	0	0		0
Black/African American:	0	0	0	0	0	0	7	2
Asian:	0	0	0	0	0	0	0	0
American Indian/Alaskan Native:	0	0	0	0	0	0	0	0
Native Hawaiian/Other Pacific Islander:	0	0	0	0	0	0	0	0
American Indian/Alaskan Native & White:	0	0	0	0	0	0	0	0
Asian White:	0	0	0	0	0	0	0	0
Black/African American & White:	0	0	0	0	0	0	0	0
American Indian/Alaskan Native & Black/African American:	0	0	0	0	0	0	0	0
Other multi-racial:	0	0	0	0	0	0	0	0
Asian/Pacific Islander:	0	0	0	0	0	0	0	0
Hispanic:	0	0	0	0	0	0	0	0
Total:	0	0	0	0	0	0	7	2
Female-headed Households:	0		0		0			



U.S. Department of Housing and Urban Development
Office of Community Planning and Development
Integrated Disbursement and Information System
CDBG Activity Summary Report (GPR) for Program Year 2017
MORRIS COUNTY

Date: 01-Sep-2018

Time: 12:49

Page: 39

Income Category:

	Owner	Renter	Total	Person
Extremely Low	0	0	0	3
Low Mod	0	0	0	4
Moderate	0	0	0	0
Non Low Moderate	0	0	0	0
Total	0	0	0	7
Percent Low/Mod				100.0%

Annual Accomplishments

Years	Accomplishment Narrative	# Benefitting
2016	The program continues to serve the low/low mod working families with child care services.	



U.S. Department of Housing and Urban Development
 Office of Community Planning and Development
 Integrated Disbursement and Information System
 CDBG Activity Summary Report (GPR) for Program Year 2017
 MORRIS COUNTY

Date: 01-Sep-2018
 Time: 12:49
 Page: 40

PGM Year: 2016
Project: 0042 - 05L Child Care Services
IDIS Activity: 1323 - Morristown Neighborhood House

Status: Completed 10/18/2017 12:00:00 AM
Location: 12 Flagler St Morristown, NJ 07960-3913

Objective: Create suitable living environments
Outcome: Availability/accessibility
Matrix Code: Child Care Services (05L) **National Objective:** LMC

Initial Funding Date: 09/23/2016

Description:
 Provides child care scholarships for children from low income families.

Financing

	Fund Type	Grant Year	Grant	Funded Amount	Drawn In Program Year	Drawn Thru Program Year
CDBG	EN	2016	B16UC340105	\$40,000.00	\$12,004.48	\$40,000.00
Total	Total			\$40,000.00	\$12,004.48	\$40,000.00

Proposed Accomplishments

People (General) : 1

Actual Accomplishments

Number assisted:

	Owner		Renter		Total		Person	
	Total	Hispanic	Total	Hispanic	Total	Hispanic	Total	Hispanic
White:	0	0	0	0	0	0	22	22
Black/African American:	0	0	0	0	0	0	1	0
Asian:	0	0	0	0	0	0	0	0
American Indian/Alaskan Native:	0	0	0	0	0	0	0	0
Native Hawaiian/Other Pacific Islander:	0	0	0	0	0	0	0	0
American Indian/Alaskan Native & White:	0	0	0	0	0	0	0	0
Asian White:	0	0	0	0	0	0	0	0
Black/African American & White:	0	0	0	0	0	0	0	0
American Indian/Alaskan Native & Black/African American:	0	0	0	0	0	0	0	0
Other multi-racial:	0	0	0	0	0	0	0	0
Asian/Pacific Islander:	0	0	0	0	0	0	0	0
Hispanic:	0	0	0	0	0	0	0	0
Total:	0	0	0	0	0	0	23	22
Female-headed Households:	0		0		0			



U.S. Department of Housing and Urban Development
Office of Community Planning and Development
Integrated Disbursement and Information System
CDBG Activity Summary Report (GPR) for Program Year 2017
MORRIS COUNTY

Date: 01-Sep-2018

Time: 12:49

Page: 41

Income Category:

	Owner	Renter	Total	Person
Extremely Low	0	0	0	23
Low Mod	0	0	0	0
Moderate	0	0	0	0
Non Low Moderate	0	0	0	0
Total	0	0	0	23
Percent Low/Mod				100.0%

Annual Accomplishments

Years	Accomplishment Narrative	# Benefitting
2016	The Morristown Neighborhood House serves the low/low mod working families of Morristown with child care services. All accomplishments were within the 2016 program year.	



U.S. Department of Housing and Urban Development
 Office of Community Planning and Development
 Integrated Disbursement and Information System
 CDBG Activity Summary Report (GPR) for Program Year 2017
 MORRIS COUNTY

Date: 01-Sep-2018
 Time: 12:49
 Page: 42

PGM Year: 2016
Project: 0042 - 05L Child Care Services
IDIS Activity: 1324 - Day Care Scholarships-Salvation Army

Status: Completed 10/10/2017 12:00:00 AM
Location: 95 Spring St Morristown, NJ 07960-3946

Objective: Create suitable living environments
Outcome: Availability/accessibility
Matrix Code: Child Care Services (05L)

National Objective: LMC

Initial Funding Date: 09/23/2016

Description:

Provides childcare scholarships for children from low income families.

Financing

	Fund Type	Grant Year	Grant	Funded Amount	Drawn In Program Year	Drawn Thru Program Year
CDBG	EN	2016	B16UC340105	\$20,000.00	\$20,000.00	\$20,000.00
Total	Total			\$20,000.00	\$20,000.00	\$20,000.00


Proposed Accomplishments

People (General) : 1

Actual Accomplishments

Number assisted:

	Owner		Renter		Total		Person	
	Total	Hispanic	Total	Hispanic	Total	Hispanic	Total	Hispanic
White:	0	0	0	0	0	0	24	24
Black/African American:	0	0	0	0	0	0	1	1
Asian:	0	0	0	0	0	0	0	0
American Indian/Alaskan Native:	0	0	0	0	0	0	0	0
Native Hawaiian/Other Pacific Islander:	0	0	0	0	0	0	0	0
American Indian/Alaskan Native & White:	0	0	0	0	0	0	0	0
Asian White:	0	0	0	0	0	0	0	0
Black/African American & White:	0	0	0	0	0	0	0	0
American Indian/Alaskan Native & Black/African American:	0	0	0	0	0	0	0	0
Other multi-racial:	0	0	0	0	0	0	0	0
Asian/Pacific Islander:	0	0	0	0	0	0	0	0
Hispanic:	0	0	0	0	0	0	0	0
Total:	0	0	0	0	0	0	25	25
Female-headed Households:	0		0		0			



U.S. Department of Housing and Urban Development
Office of Community Planning and Development
Integrated Disbursement and Information System
CDBG Activity Summary Report (GPR) for Program Year 2017
MORRIS COUNTY

Date: 01-Sep-2018

Time: 12:49


Page: 43

Income Category:

	Owner	Renter	Total	Person
Extremely Low	0	0	0	20
Low Mod	0	0	0	3
Moderate	0	0	0	2
Non Low Moderate	0	0	0	0
Total	0	0	0	25
Percent Low/Mod				100.0%

Annual Accomplishments

Years	Accomplishment Narrative	# Benefitting
2016	The Salvation continues to serve low/low mod income families through this day care program.	



U.S. Department of Housing and Urban Development
 Office of Community Planning and Development
 Integrated Disbursement and Information System
 CDBG Activity Summary Report (GPR) for Program Year 2017
 MORRIS COUNTY

Date: 01-Sep-2018
 Time: 12:49
 Page: 44

PGM Year: 2016
Project: 0045 - 05N Abused Neglected Children
IDIS Activity: 1325 - Case Supervisor Positions-CASA
Status: Completed 6/28/2017 12:00:00 AM
Location: 18 Cattano Ave Morristown, NJ 07960-6846

Objective: Create suitable living environments
Outcome: Availability/accessibility
Matrix Code: Abused and Neglected Children (05N) **National Objective:** LMC

Initial Funding Date: 09/23/2016

Description:
 Fund Case Supervisor Salary Positions (2) in order to mentor Morris County abused and neglected foster youth who are a part of the court system presently living in foster homes and residential facilities.

Financing

	Fund Type	Grant Year	Grant	Funded Amount	Drawn In Program Year	Drawn Thru Program Year
CDBG	EN	2016	B16UC340105	\$50,000.00	\$3,391.40	\$50,000.00
Total	Total			\$50,000.00	\$3,391.40	\$50,000.00

Proposed Accomplishments

People (General) : 1

Actual Accomplishments

Number assisted:

	Owner		Renter		Total		Person	
	Total	Hispanic	Total	Hispanic	Total	Hispanic	Total	Hispanic
White:	0	0	0	0	0	0	132	29
Black/African American:	0	0	0	0	0	0	13	3
Asian:	0	0	0	0	0	0	0	0
American Indian/Alaskan Native:	0	0	0	0	0	0	0	0
Native Hawaiian/Other Pacific Islander:	0	0	0	0	0	0	0	0
American Indian/Alaskan Native & White:	0	0	0	0	0	0	0	0
Asian White:	0	0	0	0	0	0	0	0
Black/African American & White:	0	0	0	0	0	0	0	0
American Indian/Alaskan Native & Black/African American:	0	0	0	0	0	0	0	0
Other multi-racial:	0	0	0	0	0	0	0	0
Asian/Pacific Islander:	0	0	0	0	0	0	0	0
Hispanic:	0	0	0	0	0	0	0	0
Total:	0	0	0	0	0	0	145	32
Female-headed Households:	0		0		0			



U.S. Department of Housing and Urban Development
Office of Community Planning and Development
Integrated Disbursement and Information System
CDBG Activity Summary Report (GPR) for Program Year 2017
MORRIS COUNTY

Date: 01-Sep-2018

Time: 12:49


Page: 45

Income Category:

	Owner	Renter	Total	Person
Extremely Low	0	0	0	108
Low Mod	0	0	0	37
Moderate	0	0	0	0
Non Low Moderate	0	0	0	0
Total	0	0	0	145
Percent Low/Mod				100.0%

Annual Accomplishments

Years	Accomplishment Narrative	# Benefiting
2016	The organization continues to provide services for abused children in coordination with the state of NJ. all accomplishments were within the 2016PY.	



U.S. Department of Housing and Urban Development
 Office of Community Planning and Development
 Integrated Disbursement and Information System
 CDBG Activity Summary Report (GPR) for Program Year 2017
 MORRIS COUNTY

Date: 01-Sep-2018
 Time: 12:49
 Page: 46

PGM Year: 2016
Project: 0045 - 05N Abused Neglected Children
IDIS Activity: 1326 - Clinical Counseling Program-Deirdre O'Brien

Status: Completed 6/28/2017 12:00:00 AM
Location: 8 Court St Morristown, NJ 07960-5112
Objective: Create suitable living environments
Outcome: Availability/accessibility
Matrix Code: Abused and Neglected Children (05N) **National Objective:** LMC

Initial Funding Date: 09/23/2016

Description:

Clinical counseling Program-salary for 2 full time counselors, of which 1 is bi-lingual, provide counseling to child victims. The program offers individual therapy, crisis intervention and case management.

Financing

	Fund Type	Grant Year	Grant	Funded Amount	Drawn In Program Year	Drawn Thru Program Year
CDBG	EN	2016	B16UC340105	\$40,000.00	\$11,185.68	\$40,000.00
Total	Total			\$40,000.00	\$11,185.68	\$40,000.00


Proposed Accomplishments

People (General) : 1

Actual Accomplishments

Number assisted:

	Owner		Renter		Total		Person	
	Total	Hispanic	Total	Hispanic	Total	Hispanic	Total	Hispanic
White:	0	0	0	0	0	0	15	6
Black/African American:	0	0	0	0	0	0	1	0
Asian:	0	0	0	0	0	0	0	0
American Indian/Alaskan Native:	0	0	0	0	0	0	0	0
Native Hawaiian/Other Pacific Islander:	0	0	0	0	0	0	0	0
American Indian/Alaskan Native & White:	0	0	0	0	0	0	0	0
Asian White:	0	0	0	0	0	0	0	0
Black/African American & White:	0	0	0	0	0	0	1	0
American Indian/Alaskan Native & Black/African American:	0	0	0	0	0	0	0	0
Other multi-racial:	0	0	0	0	0	0	1	0
Asian/Pacific Islander:	0	0	0	0	0	0	0	0
Hispanic:	0	0	0	0	0	0	0	0
Total:	0	0	0	0	0	0	18	6
Female-headed Households:	0		0		0			



U.S. Department of Housing and Urban Development
Office of Community Planning and Development
Integrated Disbursement and Information System
CDBG Activity Summary Report (GPR) for Program Year 2017
MORRIS COUNTY

Date: 01-Sep-2018

Time: 12:49

Page: 47

Income Category:

	Owner	Renter	Total	Person
Extremely Low	0	0	0	10
Low Mod	0	0	0	5
Moderate	0	0	0	3
Non Low Moderate	0	0	0	0
Total	0	0	0	18
Percent Low/Mod				100.0%

Annual Accomplishments

Years	Accomplishment Narrative	# Benefiting
2016	All accomplishments were during PY 2016. The organization continues in it's mission to serve abused children through clinical counseling.	



U.S. Department of Housing and Urban Development
 Office of Community Planning and Development
 Integrated Disbursement and Information System
 CDBG Activity Summary Report (GPR) for Program Year 2017
 MORRIS COUNTY

Date: 01-Sep-2018
 Time: 12:49
 Page: 48

PGM Year: 2016
Project: 0047 - Housing Rehabilitation
IDIS Activity: 1327 - Fix-It Program

Status: Completed 4/30/2018 12:00:00 AM
Location: Address Suppressed

Objective: Create suitable living environments
Outcome: Sustainability
Matrix Code: Rehab; Single-Unit Residential (14A) **National Objective:** LMH

Initial Funding Date: 09/23/2016

Description:
 Provides minor home repairs to senior citizens, disabled, single parents, all of low lowmod income.

Financing

	Fund Type	Grant Year	Grant	Funded Amount	Drawn In Program Year	Drawn Thru Program Year
CDBG	EN	2016	B16UC340105	\$99,600.00	\$50,727.00	\$99,600.00
Total	Total			\$99,600.00	\$50,727.00	\$99,600.00

Proposed Accomplishments

Housing Units : 1

Actual Accomplishments

Number assisted:

	Owner		Renter		Total		Person	
	Total	Hispanic	Total	Hispanic	Total	Hispanic	Total	Hispanic
White:	55	0	0	0	55	0	0	0
Black/African American:	4	0	0	0	4	0	0	0
Asian:	0	0	0	0	0	0	0	0
American Indian/Alaskan Native:	0	0	0	0	0	0	0	0
Native Hawaiian/Other Pacific Islander:	0	0	0	0	0	0	0	0
American Indian/Alaskan Native & White:	0	0	0	0	0	0	0	0
Asian White:	0	0	0	0	0	0	0	0
Black/African American & White:	0	0	0	0	0	0	0	0
American Indian/Alaskan Native & Black/African American:	0	0	0	0	0	0	0	0
Other multi-racial:	3	0	0	0	3	0	0	0
Asian/Pacific Islander:	0	0	0	0	0	0	0	0
Hispanic:	0	0	0	0	0	0	0	0
Total:	62	0	0	0	62	0	0	0
Female-headed Households:	0		0		0			



U.S. Department of Housing and Urban Development
Office of Community Planning and Development
Integrated Disbursement and Information System
CDBG Activity Summary Report (GPR) for Program Year 2017
MORRIS COUNTY

Date: 01-Sep-2018

Time: 12:49


Page: 49

Income Category:

	Owner	Renter	Total	Person
Extremely Low	39	0	39	0
Low Mod	12	0	12	0
Moderate	11	0	11	0
Non Low Moderate	0	0	0	0
Total	62	0	62	0
Percent Low/Mod	100.0%		100.0%	

Annual Accomplishments

Years	Accomplishment Narrative	# Benefitting
2016	The Fix-It Program continues to provide minor repairs to senior citizens, and low income residents of Morris County. All accomplishments are recorded in this 2016 program year.	
2017	All accomplishments occurred during the 2016 program year. Sub grantee's final billings to complete the activity occurred in PY 2017. 62 households benefitted from repairs made to their homes.	



U.S. Department of Housing and Urban Development
 Office of Community Planning and Development
 Integrated Disbursement and Information System
 CDBG Activity Summary Report (GPR) for Program Year 2017
 MORRIS COUNTY

Date: 01-Sep-2018
 Time: 12:49
 Page: 50

PGM Year: 2016
Project: 0047 - Housing Rehabilitation
IDIS Activity: 1328 - Housing Rehabilitation Program

Status: Open
Location: 20 S Belair Ave Cedar Knolls, NJ 07927-1537

Objective: Create suitable living environments
Outcome: Sustainability
Matrix Code: Rehab; Single-Unit Residential (14A) **National Objective:** LMH

Initial Funding Date: 09/23/2016

Description:
 Single family owner occupied Rehabilitation Program to assist owners with code related repairs.

Financing

	Fund Type	Grant Year	Grant	Funded Amount	Drawn In Program Year	Drawn Thru Program Year
CDBG	EN	2016	B16UC340105	\$200,000.00	\$0.00	\$0.00
	PI			\$80,868.97	\$15,000.00	\$80,868.97
Total	Total			\$280,868.97	\$15,000.00	\$80,868.97

Proposed Accomplishments

Housing Units : 1

Actual Accomplishments

Number assisted:

	Owner		Renter		Total		Person	
	Total	Hispanic	Total	Hispanic	Total	Hispanic	Total	Hispanic
White:	3	0	0	0	3	0	0	0
Black/African American:	0	0	0	0	0	0	0	0
Asian:	0	0	0	0	0	0	0	0
American Indian/Alaskan Native:	0	0	0	0	0	0	0	0
Native Hawaiian/Other Pacific Islander:	0	0	0	0	0	0	0	0
American Indian/Alaskan Native & White:	0	0	0	0	0	0	0	0
Asian White:	0	0	0	0	0	0	0	0
Black/African American & White:	0	0	0	0	0	0	0	0
American Indian/Alaskan Native & Black/African American:	0	0	0	0	0	0	0	0
Other multi-racial:	0	0	0	0	0	0	0	0
Asian/Pacific Islander:	0	0	0	0	0	0	0	0
Hispanic:	0	0	0	0	0	0	0	0
Total:	3	0	0	0	3	0	0	0
Female-headed Households:	0		0		0			



U.S. Department of Housing and Urban Development
Office of Community Planning and Development
Integrated Disbursement and Information System
CDBG Activity Summary Report (GPR) for Program Year 2017
MORRIS COUNTY

Date: 01-Sep-2018

Time: 12:49

Page: 51

Income Category:

	Owner	Renter	Total	Person
Extremely Low	3	0	3	0
Low Mod	0	0	0	0
Moderate	0	0	0	0
Non Low Moderate	0	0	0	0
Total	3	0	3	0
Percent Low/Mod	100.0%		100.0%	

Annual Accomplishments

Years	Accomplishment Narrative	# Benefitting
2017	Rehab client served, home upgraded	



U.S. Department of Housing and Urban Development
 Office of Community Planning and Development
 Integrated Disbursement and Information System
 CDBG Activity Summary Report (GPR) for Program Year 2017
 MORRIS COUNTY

Date: 01-Sep-2018
 Time: 12:49
 Page: 52

PGM Year: 2016
Project: 0029 - Administration
IDIS Activity: 1329 - Administration

Status: Open
Location: ,

Objective:
Outcome:
Matrix Code: General Program Administration (21A) **National Objective:**

Initial Funding Date: 09/23/2016

Description:
 Ongoing program management and oversight

Financing

	Fund Type	Grant Year	Grant	Funded Amount	Drawn In Program Year	Drawn Thru Program Year
CDBG	EN	2016	B16UC340105	\$349,770.00	\$106,048.40	\$324,976.23
Total	Total			\$349,770.00	\$106,048.40	\$324,976.23

Proposed Accomplishments

Actual Accomplishments

Number assisted:

	Owner		Renter		Total		Person	
	Total	Hispanic	Total	Hispanic	Total	Hispanic	Total	Hispanic
White:					0	0		
Black/African American:					0	0		
Asian:					0	0		
American Indian/Alaskan Native:					0	0		
Native Hawaiian/Other Pacific Islander:					0	0		
American Indian/Alaskan Native & White:					0	0		
Asian White:					0	0		
Black/African American & White:					0	0		
American Indian/Alaskan Native & Black/African American:					0	0		
Other multi-racial:					0	0		
Asian/Pacific Islander:					0	0		
Hispanic:					0	0		
Total:	0	0	0	0	0	0	0	0
Female-headed Households:					0			

Income Category:

Owner Renter Total Person



U.S. Department of Housing and Urban Development
Office of Community Planning and Development
Integrated Disbursement and Information System
CDBG Activity Summary Report (GPR) for Program Year 2017
MORRIS COUNTY

Date: 01-Sep-2018

Time: 12:49

Page: 53

Extremely Low			0	
Low Mod			0	
Moderate			0	
Non Low Moderate			0	
Total	0	0	0	0
Percent Low/Mod				

Annual Accomplishments

No data returned for this view. This might be because the applied filter excludes all data.



U.S. Department of Housing and Urban Development
 Office of Community Planning and Development
 Integrated Disbursement and Information System
 CDBG Activity Summary Report (GPR) for Program Year 2017
 MORRIS COUNTY

Date: 01-Sep-2018
 Time: 12:49
 Page: 54

PGM Year: 2016
Project: 0051 - 14H Rehabilitation Administration
IDIS Activity: 1335 - 14H Rehabilitation Administration-Delivery

Status: Open
Location: 30 Schuyler Pl Morristown, NJ 07960-5193

Objective: Provide decent affordable housing
Outcome: Availability/accessibility
Matrix Code: Rehabilitation Administration (14H) **National Objective:** LMH

Initial Funding Date: 09/23/2016

Description:

Reimburse Admin for costs of Rehab. Administration.

Financing

	Fund Type	Grant Year	Grant	Funded Amount	Drawn In Program Year	Drawn Thru Program Year
CDBG	EN	2015	B15UC340105	\$67,046.49	\$67,046.49	\$67,046.49
		2016	B16UC340105	\$65,000.00	\$10,092.46	\$65,000.00
Total	Total			\$132,046.49	\$77,138.95	\$132,046.49

Proposed Accomplishments

Actual Accomplishments

Number assisted:

	Owner		Renter		Total		Person	
	Total	Hispanic	Total	Hispanic	Total	Hispanic	Total	Hispanic
White:	0	0	0	0	0	0	0	0
Black/African American:	0	0	0	0	0	0	0	0
Asian:	0	0	0	0	0	0	0	0
American Indian/Alaskan Native:	0	0	0	0	0	0	0	0
Native Hawaiian/Other Pacific Islander:	0	0	0	0	0	0	0	0
American Indian/Alaskan Native & White:	0	0	0	0	0	0	0	0
Asian White:	0	0	0	0	0	0	0	0
Black/African American & White:	0	0	0	0	0	0	0	0
American Indian/Alaskan Native & Black/African American:	0	0	0	0	0	0	0	0
Other multi-racial:	0	0	0	0	0	0	0	0
Asian/Pacific Islander:	0	0	0	0	0	0	0	0
Hispanic:	0	0	0	0	0	0	0	0
Total:	0	0	0	0	0	0	0	0
Female-headed Households:	0		0		0			



U.S. Department of Housing and Urban Development
Office of Community Planning and Development
Integrated Disbursement and Information System
CDBG Activity Summary Report (GPR) for Program Year 2017
MORRIS COUNTY

Date: 01-Sep-2018
Time: 12:49
Page: 55

Income Category:

	Owner	Renter	Total	Person
Extremely Low	0	0	0	0
Low Mod	0	0	0	0
Moderate	0	0	0	0
Non Low Moderate	0	0	0	0
Total	0	0	0	0
Percent Low/Mod				

Annual Accomplishments

Years	Accomplishment Narrative	# Benefitting
2016	The Rehabilitation Program continues to serve the low/low mod homeowners of Morris County. all accomplishments/beneficiaries are to be recorded in #1328-Rehabilitation Program.	
2017	The Rehabilitation Program continues to serve low/low mod income homeowners with code violation & health & safety issues. all accomplishment/beneficiary data recorded in #1328-Rehabilitation Program.	



U.S. Department of Housing and Urban Development
 Office of Community Planning and Development
 Integrated Disbursement and Information System
 CDBG Activity Summary Report (GPR) for Program Year 2017
 MORRIS COUNTY

Date: 01-Sep-2018
 Time: 12:49
 Page: 56

PGM Year: 2013
Project: 0008 - Water/Sewer Improvements
IDIS Activity: 1340 - Butler-Water Main

Status: Open
Location: 23 Hasbrouck Ave Butler, NJ 07405-1420

Objective: Create suitable living environments
Outcome: Availability/accessibility
Matrix Code: Water/Sewer Improvements (03J) **National Objective:** LMA

Initial Funding Date: 07/28/2017

Description:
 Replacement of water main, new 8 DIP, replace services, 2 water main wet taps, installation of 1 fire hydrant & repair road surface over excavations.

Financing

	Fund Type	Grant Year	Grant	Funded Amount	Drawn In Program Year	Drawn Thru Program Year
CDBG	EN	Pre-2015		\$80,000.00	\$0.00	\$0.00
		2014	B14UC340105		\$80,000.00	\$80,000.00
Total	Total			\$80,000.00	\$80,000.00	\$80,000.00

Proposed Accomplishments

People (General) : 1,365
 Total Population in Service Area: 1,075
 Census Tract Percent Low / Mod: 53.02

Annual Accomplishments

Years	Accomplishment Narrative	# Benefiting
2017	Greatly increased water service to the residents of the census area	



U.S. Department of Housing and Urban Development
 Office of Community Planning and Development
 Integrated Disbursement and Information System
 CDBG Activity Summary Report (GPR) for Program Year 2017
 MORRIS COUNTY

Date: 01-Sep-2018
 Time: 12:49
 Page: 57

PGM Year: 2013
Project: 0009 - Street Improvements
IDIS Activity: 1341 - Wharton - Street improvements

Status: Completed 4/5/2018 12:00:00 AM
Location: 49 Oxford Rd Wharton, NJ 07885-1621

Objective: Create suitable living environments
Outcome: Sustainability
Matrix Code: Street Improvements (03K) **National Objective:** LMA

Initial Funding Date: 07/28/2017

Description:
 OxfordCambridge Street Improvements

Financing

	Fund Type	Grant Year	Grant	Funded Amount	Drawn In Program Year	Drawn Thru Program Year
CDBG	EN	Pre-2015		\$75,494.35	\$0.00	\$0.00
		2014	B14UC340105		\$75,494.35	\$75,494.35
		2015	B15UC340105	\$4,505.65	\$4,505.65	\$4,505.65
Total	Total			\$80,000.00	\$80,000.00	\$80,000.00

Proposed Accomplishments

People (General) : 1,365
 Total Population in Service Area: 1,365
 Census Tract Percent Low / Mod: 26.01

Annual Accomplishments

Years	Accomplishment Narrative	# Benefitting
2017	The upgrades significantly improved the streets for the residents.	



U.S. Department of Housing and Urban Development
 Office of Community Planning and Development
 Integrated Disbursement and Information System
 CDBG Activity Summary Report (GPR) for Program Year 2017
 MORRIS COUNTY

Date: 01-Sep-2018
 Time: 12:49
 Page: 58

PGM Year: 2017
Project: 0024 - Housing Rehab
IDIS Activity: 1343 - Housing Rehabilitation Program

Status: Open
Location: Address Suppressed

Objective: Provide decent affordable housing
Outcome: Availability/accessibility
Matrix Code: Rehab; Single-Unit Residential (14A) **National Objective:** LMH

Initial Funding Date: 08/29/2017

Description:
 Single Family Residential Rehabilitation Program.

Financing

	Fund Type	Grant Year	Grant	Funded Amount	Drawn In Program Year	Drawn Thru Program Year
CDBG	EN	2017	B17UC340105	\$112,225.00	\$1,000.00	\$1,000.00
	PI			\$92,221.00	\$77,448.00	\$77,448.00
Total	Total			\$204,446.00	\$78,448.00	\$78,448.00


Proposed Accomplishments

Housing Units : 20

Actual Accomplishments

Number assisted:

	Owner		Renter		Total		Person	
	Total	Hispanic	Total	Hispanic	Total	Hispanic	Total	Hispanic
White:	4	1	0	0	4	1	0	0
Black/African American:	1	0	0	0	1	0	0	0
Asian:	0	0	0	0	0	0	0	0
American Indian/Alaskan Native:	0	0	0	0	0	0	0	0
Native Hawaiian/Other Pacific Islander:	0	0	0	0	0	0	0	0
American Indian/Alaskan Native & White:	0	0	0	0	0	0	0	0
Asian White:	0	0	0	0	0	0	0	0
Black/African American & White:	0	0	0	0	0	0	0	0
American Indian/Alaskan Native & Black/African American:	0	0	0	0	0	0	0	0
Other multi-racial:	0	0	0	0	0	0	0	0
Asian/Pacific Islander:	0	0	0	0	0	0	0	0
Hispanic:	0	0	0	0	0	0	0	0
Total:	5	1	0	0	5	1	0	0
Female-headed Households:	0		0		0			



U.S. Department of Housing and Urban Development
Office of Community Planning and Development
Integrated Disbursement and Information System
CDBG Activity Summary Report (GPR) for Program Year 2017
MORRIS COUNTY

Date: 01-Sep-2018

Time: 12:49


Page: 59

Income Category:

	Owner	Renter	Total	Person
Extremely Low	0	0	0	0
Low Mod	4	0	4	0
Moderate	1	0	1	0
Non Low Moderate	0	0	0	0
Total	5	0	5	0
Percent Low/Mod	100.0%		100.0%	

Annual Accomplishments

Years	Accomplishment Narrative	# Benefitting
2017	The Rehab Program continues to serve seniors and low/low moderate income families of Morris County.	



U.S. Department of Housing and Urban Development
 Office of Community Planning and Development
 Integrated Disbursement and Information System
 CDBG Activity Summary Report (GPR) for Program Year 2017
 MORRIS COUNTY

Date: 01-Sep-2018
 Time: 12:49
 Page: 60

PGM Year: 2017
Project: 0009 - Township of Rockaway - Senior Center Improvements
IDIS Activity: 1344 - Rockaway-Senior Center Improvements

Status: Open
Location: 19 Mount Hope Rd Rockaway, NJ 07866-2406
Objective: Create suitable living environments
Outcome: Availability/accessibility
Matrix Code: Senior Centers (03A) **National Objective:** LMC

Initial Funding Date: 05/09/2018

Description:
 Senior Center Improvements

Financing

	Fund Type	Grant Year	Grant	Funded Amount	Drawn In Program Year	Drawn Thru Program Year
CDBG	EN	2017	B17UC340105	\$60,000.00	\$0.00	\$0.00
Total	Total			\$60,000.00	\$0.00	\$0.00

Proposed Accomplishments

Public Facilities : 1

Actual Accomplishments

Number assisted:

	Owner		Renter		Total		Person	
	Total	Hispanic	Total	Hispanic	Total	Hispanic	Total	Hispanic
White:	0	0	0	0	0	0		0
Black/African American:	0	0	0	0	0	0	0	0
Asian:	0	0	0	0	0	0	0	0
American Indian/Alaskan Native:	0	0	0	0	0	0	0	0
Native Hawaiian/Other Pacific Islander:	0	0	0	0	0	0	0	0
American Indian/Alaskan Native & White:	0	0	0	0	0	0	0	0
Asian White:	0	0	0	0	0	0	0	0
Black/African American & White:	0	0	0	0	0	0	0	0
American Indian/Alaskan Native & Black/African American:	0	0	0	0	0	0	0	0
Other multi-racial:	0	0	0	0	0	0	0	0
Asian/Pacific Islander:	0	0	0	0	0	0	0	0
Hispanic:	0	0	0	0	0	0	0	0
Total:	0	0	0	0	0	0	0	0
Female-headed Households:	0		0		0			



U.S. Department of Housing and Urban Development
Office of Community Planning and Development
Integrated Disbursement and Information System
CDBG Activity Summary Report (GPR) for Program Year 2017
MORRIS COUNTY

Date: 01-Sep-2018

Time: 12:49

Page: 61

Income Category:

	Owner	Renter	Total	Person
Extremely Low	0	0	0	0
Low Mod	0	0	0	0
Moderate	0	0	0	0
Non Low Moderate	0	0	0	0
Total	0	0	0	0
Percent Low/Mod				

Annual Accomplishments

Years	Accomplishment Narrative	# Benefitting
2017	There have been delays with the bidding process. Bid opening Sept. 6, 2018. Accomplishments will be recorded in PY 2018.	



U.S. Department of Housing and Urban Development
 Office of Community Planning and Development
 Integrated Disbursement and Information System
 CDBG Activity Summary Report (GPR) for Program Year 2017
 MORRIS COUNTY

Date: 01-Sep-2018
 Time: 12:49
 Page: 62

PGM Year: 2017
Project: 0012 - Borough of Netcong - Arbolino Park Phase I
IDIS Activity: 1347 - Netcong-Arbolino Park Improvements

Status: Open
Location: 34 Allen St Netcong, NJ 07857-1224

Objective: Create suitable living environments
Outcome: Availability/accessibility
Matrix Code: Parks, Recreational Facilities (03F) **National Objective:** LMA

Initial Funding Date: 05/16/2018

Description:

Replace existing exterior lights, 4 light poles, approx. 460 feet of fencing & gates. 115ft. of fencing between tennis court & basketball court. Refurbish basketball & tennis court.

Financing


	Fund Type	Grant Year	Grant	Funded Amount	Drawn In Program Year	Drawn Thru Program Year
CDBG	EN	2017	B17UC340105	\$80,000.00	\$0.00	\$0.00
Total	Total			\$80,000.00	\$0.00	\$0.00

Proposed Accomplishments

Public Facilities : 1
 Total Population in Service Area: 3,250
 Census Tract Percent Low / Mod: 33.38

Annual Accomplishments

Years	Accomplishment Narrative	# Benefitting
2017	Delays due to awaiting environmental review & approval.	
2018	Bid opening is Sept.7, 2018. Accomplishments will be recorded in PY 2018.	



U.S. Department of Housing and Urban Development
 Office of Community Planning and Development
 Integrated Disbursement and Information System
 CDBG Activity Summary Report (GPR) for Program Year 2017
 MORRIS COUNTY

Date: 01-Sep-2018
 Time: 12:49
 Page: 63

PGM Year: 2017
Project: 0008 - Morris County Housing Authority - Playground
IDIS Activity: 1348 - MC Housing Authority Playground Equip

Status: Open
Location: 42 Peer Pl Denville, NJ 07834-3704

Objective: Create suitable living environments
Outcome: Availability/accessibility
Matrix Code: Parks, Recreational Facilities (03F) **National Objective:** LMC

Initial Funding Date: 05/03/2018

Description:
 Replacement of playground equipment, ground surface and fencing.

Financing

	Fund Type	Grant Year	Grant	Funded Amount	Drawn In Program Year	Drawn Thru Program Year
CDBG	EN	2017	B17UC340105	\$53,550.00	\$0.00	\$0.00
Total	Total			\$53,550.00	\$0.00	\$0.00

Proposed Accomplishments

Public Facilities : 1

Actual Accomplishments

Number assisted:

	Owner		Renter		Total		Person	
	Total	Hispanic	Total	Hispanic	Total	Hispanic	Total	Hispanic
White:	0	0	0	0	0	0		0
Black/African American:	0	0	0	0	0	0	0	0
Asian:	0	0	0	0	0	0	0	0
American Indian/Alaskan Native:	0	0	0	0	0	0	0	0
Native Hawaiian/Other Pacific Islander:	0	0	0	0	0	0	0	0
American Indian/Alaskan Native & White:	0	0	0	0	0	0	0	0
Asian White:	0	0	0	0	0	0	0	0
Black/African American & White:	0	0	0	0	0	0	0	0
American Indian/Alaskan Native & Black/African American:	0	0	0	0	0	0	0	0
Other multi-racial:	0	0	0	0	0	0	0	0
Asian/Pacific Islander:	0	0	0	0	0	0	0	0
Hispanic:	0	0	0	0	0	0	0	0
Total:	0	0	0	0	0	0	0	0
Female-headed Households:	0		0		0			



U.S. Department of Housing and Urban Development
Office of Community Planning and Development
Integrated Disbursement and Information System
CDBG Activity Summary Report (GPR) for Program Year 2017
MORRIS COUNTY

Date: 01-Sep-2018

Time: 12:49

Page: 64

Income Category:

	Owner	Renter	Total	Person
Extremely Low	0	0	0	0
Low Mod	0	0	0	0
Moderate	0	0	0	0
Non Low Moderate	0	0	0	0
Total	0	0	0	0
Percent Low/Mod				

Annual Accomplishments

Years	Accomplishment Narrative	# Benefitting
2017 2018	Change in administration, awaiting bid package. Accomplishments will be recorded in PY 2018.	



U.S. Department of Housing and Urban Development
 Office of Community Planning and Development
 Integrated Disbursement and Information System
 CDBG Activity Summary Report (GPR) for Program Year 2017
 MORRIS COUNTY

Date: 01-Sep-2018
 Time: 12:49
 Page: 65

PGM Year: 2017
Project: 0001 - Town of Boonton - Church Street Drainage
IDIS Activity: 1349 - Boonton-Church St. Drainage

Status: Open
Location: 56 Church Rd Boonton, NJ 07005-8857

Objective: Create suitable living environments
Outcome: Sustainability
Matrix Code: Water/Sewer Improvements (03J) **National Objective:** LMA

Initial Funding Date: 05/16/2018

Description:
 Installation of 300LF of under drain to capture ground water.
 Two new inlets, curb and sidewalk improvements.

Financing

	Fund Type	Grant Year	Grant	Funded Amount	Drawn In Program Year	Drawn Thru Program Year
CDBG	EN	2017	B17UC340105	\$65,000.00	\$0.00	\$0.00
Total	Total			\$65,000.00	\$0.00	\$0.00

Proposed Accomplishments

People (General) : 1
 Total Population in Service Area: 835
 Census Tract Percent Low / Mod: 53.89

Annual Accomplishments

Years	Accomplishment Narrative	# Benefitting
2017	Town enlisted architectural firm to complete bid package. Accomplishments will be contained in PY 2018.	
2018	Bid package approved 8/22/2018, Bid opening Sept. 12,2018.	



U.S. Department of Housing and Urban Development
 Office of Community Planning and Development
 Integrated Disbursement and Information System
 CDBG Activity Summary Report (GPR) for Program Year 2017
 MORRIS COUNTY

Date: 01-Sep-2018
 Time: 12:49
 Page: 66

PGM Year: 2017
Project: 0003 - Township of Mt. Olive - Spring St/Center St Drainage
IDIS Activity: 1350 - Mt. Olive-Spring/Center St. Drainage Imp.

Status: Open
Location: 12 Spring St 41 Center Street Mount Olive, NJ 07828-2442

Objective: Create suitable living environments
Outcome: Availability/accessibility
Matrix Code: Water/Sewer Improvements (03J) **National Objective:** LMA

Initial Funding Date: 12/15/2017

Description:
 Replacement of 1,900 LF of drainage on Spring Street and Center Street.
 Present system is 60 yrs old and undersized to bear storm water runoff.

Financing

	Fund Type	Grant Year	Grant	Funded Amount	Drawn In Program Year	Drawn Thru Program Year
CDBG	EN	2017	B17UC340105	\$44,320.00	\$0.00	\$0.00
Total	Total			\$44,320.00	\$0.00	\$0.00

Proposed Accomplishments

People (General) : 1
 Total Population in Service Area: 1,475
 Census Tract Percent Low / Mod: 28.81

Annual Accomplishments

Years	Accomplishment Narrative	# Benefitting
2017	Project is ongoing. Accomplishments will be recorded in PY 2018.	
2018		



U.S. Department of Housing and Urban Development
 Office of Community Planning and Development
 Integrated Disbursement and Information System
 CDBG Activity Summary Report (GPR) for Program Year 2017
 MORRIS COUNTY

Date: 01-Sep-2018
 Time: 12:49
 Page: 67

PGM Year: 2017
Project: 0004 - Township of Montville - Crosswalks, Sidewalks & ADA Ramps
IDIS Activity: 1351 - Montville-ADA Ramps/Crosswalks/Sidewalks

Status: Open
Location: 40 Montgomery Ave Montville, NJ 07045-9319

Objective: Create suitable living environments
Outcome: Availability/accessibility
Matrix Code: Street Improvements (03K)

National Objective: LMA

Initial Funding Date: 12/15/2017

Description:

Replace current sidewalk with ADA compliant sidewalk ramps(16), and (2) crosswalks

Financing

	Fund Type	Grant Year	Grant	Funded Amount	Drawn In Program Year	Drawn Thru Program Year
CDBG	EN	2017	B17UC340105	\$75,700.00	\$0.00	\$0.00
Total	Total			\$75,700.00	\$0.00	\$0.00

Proposed Accomplishments

People (General) : 1
 Total Population in Service Area: 1,085
 Census Tract Percent Low / Mod: 31.80

Annual Accomplishments

Years	Accomplishment Narrative	# Benefiting
2017	Town was delayed due to audit and staffing. Accomplishments will be recorded in PY 2018.	
2018	Bid opening Sept. 6, 2018.	



U.S. Department of Housing and Urban Development
 Office of Community Planning and Development
 Integrated Disbursement and Information System
 CDBG Activity Summary Report (GPR) for Program Year 2017
 MORRIS COUNTY

Date: 01-Sep-2018
 Time: 12:49
 Page: 68

PGM Year: 2017
Project: 0002 - Borough of Madison - Plain Street Reconstruction
IDIS Activity: 1352 - Madison-Plane Street Reconstruction

Status: Open
Location: 50 Kings Rd Madison, NJ 07940-2575

Objective: Create suitable living environments
Outcome: Availability/accessibility
Matrix Code: Street Improvements (03K)

National Objective: LMA

Initial Funding Date: 12/15/2017

Description:
 Installation of 470LF of 8" water main and reconstruction of Plane Street including new drainage facilities, curbing, sidewalks, pavement rehabilitation & overlay.

Financing

	Fund Type	Grant Year	Grant	Funded Amount	Drawn In Program Year	Drawn Thru Program Year
CDBG	EN	2017	B17UC340105	\$80,000.00	\$0.00	\$0.00
Total	Total			\$80,000.00	\$0.00	\$0.00

Proposed Accomplishments

People (General) : 1
 Total Population in Service Area: 560
 Census Tract Percent Low / Mod: 24.11

Annual Accomplishments

Years	Accomplishment Narrative	# Benefiting
2017	Project is ongoing. Completion should be by October 1, 2018. Accomplishments will be recorded in PY 2018.	



U.S. Department of Housing and Urban Development
 Office of Community Planning and Development
 Integrated Disbursement and Information System
 CDBG Activity Summary Report (GPR) for Program Year 2017
 MORRIS COUNTY

Date: 01-Sep-2018
 Time: 12:49
 Page: 69

PGM Year: 2017
Project: 0005 - Borough of Rockaway - Pedestrian Safety
IDIS Activity: 1353 - Boro of Rockaway-Pedestrian Sidewalk Improv

Status: Open
Location: 22 Hill St 38 White Birch Rd Rockaway, NJ 07866-3010

Objective: Create suitable living environments
Outcome: Availability/accessibility
Matrix Code: Street Improvements (03K) **National Objective:** LMA

Initial Funding Date: 12/15/2017

Description:
 Replacement of sidewalks, curb ramps and sections of curbing, ADA compliant on Hill Street(Church-Hoagland), Hoagland Ave(Church-Union south side) and Sweetbriar Rd and White Birch Drive.

Financing

	Fund Type	Grant Year	Grant	Funded Amount	Drawn In Program Year	Drawn Thru Program Year
CDBG	EN	2017	B17UC340105	\$80,000.00	\$0.00	\$0.00
Total	Total			\$80,000.00	\$0.00	\$0.00

Proposed Accomplishments

People (General) : 1
 Total Population in Service Area: 1,990
 Census Tract Percent Low / Mod: 27.39

Annual Accomplishments

Years	Accomplishment Narrative	# Benefitting
2017	Boro staffing problems due to sickness. Accomplishments will be recorded in PY 2018.	
2018		



U.S. Department of Housing and Urban Development
 Office of Community Planning and Development
 Integrated Disbursement and Information System
 CDBG Activity Summary Report (GPR) for Program Year 2017
 MORRIS COUNTY

Date: 01-Sep-2018
 Time: 12:49
 Page: 70

PGM Year: 2017
Project: 0010 - Township of Roxbury - Fire Co #3 Building
IDIS Activity: 1354 - Roxbury-Fire Co.#3-Building Improvements

Status: Open
Location: 271 Berkshire Valley Rd Wharton, NJ 07885-1001

Objective: Create suitable living environments
Outcome: Availability/accessibility
Matrix Code: Fire Station/Equipment (03O)

National Objective: LMA

Initial Funding Date: 05/16/2018

Description:
 Replace roof, fire alarm system, and entry doors to firehouse.

Financing


	Fund Type	Grant Year	Grant	Funded Amount	Drawn In Program Year	Drawn Thru Program Year
CDBG	EN	2017	B17UC340105	\$77,000.00	\$0.00	\$0.00
Total	Total			\$77,000.00	\$0.00	\$0.00

Proposed Accomplishments

Public Facilities : 1
 Total Population in Service Area: 1,440
 Census Tract Percent Low / Mod: 29.86

Annual Accomplishments

Years	Accomplishment Narrative	# Benefiting
2017	An extension was granted due to staff changes at the Township. Bid opening August 29, 2018.	
2018	Bid opening on August 29, 2018.	



U.S. Department of Housing and Urban Development
 Office of Community Planning and Development
 Integrated Disbursement and Information System
 CDBG Activity Summary Report (GPR) for Program Year 2017
 MORRIS COUNTY

Date: 01-Sep-2018
 Time: 12:49
 Page: 71

PGM Year: 2017
Project: 0011 - Zufall Health Center Renovations
IDIS Activity: 1355 - Zufall-Interior Renovation

Status: Open
Location: 2 Atno Ave Morristown, NJ 07960-3802

Objective: Create suitable living environments
Outcome: Availability/accessibility
Matrix Code: Health Facilities (03P)

National Objective: LMC

Initial Funding Date: 05/03/2018

Description:

Renovate approx. 1,200sf of the facility which includes repositioning of various stations, millwork, electrical, HVAC, new flooring and finishes.

Financing

	Fund Type	Grant Year	Grant	Funded Amount	Drawn In Program Year	Drawn Thru Program Year
CDBG	EN	2017	B17UC340105	\$80,000.00	\$0.00	\$0.00
Total	Total			\$80,000.00	\$0.00	\$0.00

Proposed Accomplishments

Public Facilities : 1

Actual Accomplishments

Number assisted:

	Owner		Renter		Total		Person	
	Total	Hispanic	Total	Hispanic	Total	Hispanic	Total	Hispanic
White:	0	0	0	0	0	0		0
Black/African American:	0	0	0	0	0	0	0	0
Asian:	0	0	0	0	0	0	0	0
American Indian/Alaskan Native:	0	0	0	0	0	0	0	0
Native Hawaiian/Other Pacific Islander:	0	0	0	0	0	0	0	0
American Indian/Alaskan Native & White:	0	0	0	0	0	0	0	0
Asian White:	0	0	0	0	0	0	0	0
Black/African American & White:	0	0	0	0	0	0	0	0
American Indian/Alaskan Native & Black/African American:	0	0	0	0	0	0	0	0
Other multi-racial:	0	0	0	0	0	0	0	0
Asian/Pacific Islander:	0	0	0	0	0	0	0	0
Hispanic:	0	0	0	0	0	0	0	0
Total:	0	0	0	0	0	0	0	0
Female-headed Households:	0		0		0			



U.S. Department of Housing and Urban Development
Office of Community Planning and Development
Integrated Disbursement and Information System
CDBG Activity Summary Report (GPR) for Program Year 2017
MORRIS COUNTY

Date: 01-Sep-2018

Time: 12:49


Page: 72

Income Category:

	Owner	Renter	Total	Person
Extremely Low	0	0	0	0
Low Mod	0	0	0	0
Moderate	0	0	0	0
Non Low Moderate	0	0	0	0
Total	0	0	0	0
Percent Low/Mod				

Annual Accomplishments

Years	Accomplishment Narrative	# Benefiting
2017	An extension was granted. The project is ongoing. Expect to finish October 1, 2018.	
2018		



U.S. Department of Housing and Urban Development
 Office of Community Planning and Development
 Integrated Disbursement and Information System
 CDBG Activity Summary Report (GPR) for Program Year 2017
 MORRIS COUNTY

Date: 01-Sep-2018
 Time: 12:49
 Page: 73

PGM Year: 2017
Project: 0026 - Family Promise - Program Rental Costs and Salary
IDIS Activity: 1356 - Family Promise-Prog. Rental Costs&Salary

Status: Completed 3/26/2018 12:00:00 AM
Location: 51 Washington St Morristown, NJ 07960-6811
Objective: Create suitable living environments
Outcome: Sustainability
Matrix Code: Operating Costs of Homeless/AIDS Patients Programs (03T) **National Objective:** LMC

Initial Funding Date: 12/11/2017

Description:

This activity covers ten months of rental costs and a portion of the Program Coordinator & Program Assistant's salaries. These positions service the homeless populations.

Financing

	Fund Type	Grant Year	Grant	Funded Amount	Drawn In Program Year	Drawn Thru Program Year
CDBG	EN	2017	B17UC340105	\$20,000.00	\$20,000.00	\$20,000.00
Total	Total			\$20,000.00	\$20,000.00	\$20,000.00

Proposed Accomplishments

People (General) : 1

Actual Accomplishments

Number assisted:

	Owner		Renter		Total		Person	
	Total	Hispanic	Total	Hispanic	Total	Hispanic	Total	Hispanic
White:	0	0	0	0	0	0	225	30
Black/African American:	0	0	0	0	0	0	80	3
Asian:	0	0	0	0	0	0	3	0
American Indian/Alaskan Native:	0	0	0	0	0	0	6	0
Native Hawaiian/Other Pacific Islander:	0	0	0	0	0	0	0	0
American Indian/Alaskan Native & White:	0	0	0	0	0	0	0	0
Asian White:	0	0	0	0	0	0	0	0
Black/African American & White:	0	0	0	0	0	0	0	0
American Indian/Alaskan Native & Black/African American:	0	0	0	0	0	0	2	0
Other multi-racial:	0	0	0	0	0	0	6	6
Asian/Pacific Islander:	0	0	0	0	0	0	0	0
Hispanic:	0	0	0	0	0	0	0	0
Total:	0	0	0	0	0	0	322	39
Female-headed Households:	0		0		0			



U.S. Department of Housing and Urban Development
Office of Community Planning and Development
Integrated Disbursement and Information System
CDBG Activity Summary Report (GPR) for Program Year 2017
MORRIS COUNTY

Date: 01-Sep-2018

Time: 12:49

Page: 74

Income Category:

	Owner	Renter	Total	Person
Extremely Low	0	0	0	318
Low Mod	0	0	0	1
Moderate	0	0	0	2
Non Low Moderate	0	0	0	1
Total	0	0	0	322
Percent Low/Mod				99.7%

Annual Accomplishments

Years	Accomplishment Narrative	# Benefiting
2017	This grant has helped to continue to serve the one of our neediest populations and Family Promise continues to advance their mission.	



U.S. Department of Housing and Urban Development
 Office of Community Planning and Development
 Integrated Disbursement and Information System
 CDBG Activity Summary Report (GPR) for Program Year 2017
 MORRIS COUNTY

Date: 01-Sep-2018
 Time: 12:49
 Page: 75

PGM Year: 2017
Project: 0013 - Visions and Pathways - Prosperity Program
IDIS Activity: 1357 - Visions & Pathways-Prosperity Program

Status: Open
Location: 175 Washington St Morristown, NJ 07960-3755

Objective: Create economic opportunities
Outcome: Availability/accessibility
Matrix Code: Youth Services (05D)

National Objective: LMC

Initial Funding Date: 02/20/2018

Description:

Activity subsidizes a minimum of (10)at-risk low income youths attending the Prosperity Independent Life Skills Program in Morris County.

Financing

	Fund Type	Grant Year	Grant	Funded Amount	Drawn In Program Year	Drawn Thru Program Year
CDBG	EN	2017	B17UC340105	\$12,000.00	\$0.00	\$0.00
Total	Total			\$12,000.00	\$0.00	\$0.00

Proposed Accomplishments

People (General) : 1

Actual Accomplishments

Number assisted:

	Owner		Renter		Total		Person	
	Total	Hispanic	Total	Hispanic	Total	Hispanic	Total	Hispanic
White:	0	0	0	0	0	0		0
Black/African American:	0	0	0	0	0	0	0	0
Asian:	0	0	0	0	0	0	0	0
American Indian/Alaskan Native:	0	0	0	0	0	0	0	0
Native Hawaiian/Other Pacific Islander:	0	0	0	0	0	0	0	0
American Indian/Alaskan Native & White:	0	0	0	0	0	0	0	0
Asian White:	0	0	0	0	0	0	0	0
Black/African American & White:	0	0	0	0	0	0	0	0
American Indian/Alaskan Native & Black/African American:	0	0	0	0	0	0	0	0
Other multi-racial:	0	0	0	0	0	0	0	0
Asian/Pacific Islander:	0	0	0	0	0	0	0	0
Hispanic:	0	0	0	0	0	0	0	0
Total:	0	0	0	0	0	0	0	0
Female-headed Households:	0		0		0			



U.S. Department of Housing and Urban Development
Office of Community Planning and Development
Integrated Disbursement and Information System
CDBG Activity Summary Report (GPR) for Program Year 2017
MORRIS COUNTY

Date: 01-Sep-2018

Time: 12:49

Page: 76

Income Category:

	Owner	Renter	Total	Person
Extremely Low	0	0	0	0
Low Mod	0	0	0	0
Moderate	0	0	0	0
Non Low Moderate	0	0	0	0
Total	0	0	0	0
Percent Low/Mod				

Annual Accomplishments

Years	Accomplishment Narrative	# Benefitting
2017	Delays due to agency is training new staff members and new software program. Project is now underway, awaiting voucher.	
2018		



U.S. Department of Housing and Urban Development
 Office of Community Planning and Development
 Integrated Disbursement and Information System
 CDBG Activity Summary Report (GPR) for Program Year 2017
 MORRIS COUNTY

Date: 01-Sep-2018
 Time: 12:49
 Page: 77

PGM Year: 2017
Project: 0021 - Employment Horizons - Transportation Van
IDIS Activity: 1358 - Employment Horizons-Transportation Van

Status: Completed 3/27/2018 12:00:00 AM
Location: 10 Ridgedale Ave Cedar Knolls, NJ 07927-1104
Objective: Create economic opportunities
Outcome: Availability/accessibility
Matrix Code: Transportation Services (05E) **National Objective:** LMC

Initial Funding Date: 12/11/2017

Description:
 The purchase of a transportation van to be utilized to transport +-60 clients with disabilities to job sites and for emergency situations.

Financing

	Fund Type	Grant Year	Grant	Funded Amount	Drawn In Program Year	Drawn Thru Program Year
CDBG	EN	2017	B17UC340105	\$20,000.00	\$20,000.00	\$20,000.00
Total	Total			\$20,000.00	\$20,000.00	\$20,000.00

Proposed Accomplishments

People (General) : 1

Actual Accomplishments

Number assisted:

	Owner		Renter		Total		Person	
	Total	Hispanic	Total	Hispanic	Total	Hispanic	Total	Hispanic
White:	0	0	0	0	0	0	11	2
Black/African American:	0	0	0	0	0	0	0	0
Asian:	0	0	0	0	0	0	0	0
American Indian/Alaskan Native:	0	0	0	0	0	0	0	0
Native Hawaiian/Other Pacific Islander:	0	0	0	0	0	0	0	0
American Indian/Alaskan Native & White:	0	0	0	0	0	0	0	0
Asian White:	0	0	0	0	0	0	0	0
Black/African American & White:	0	0	0	0	0	0	0	0
American Indian/Alaskan Native & Black/African American:	0	0	0	0	0	0	0	0
Other multi-racial:	0	0	0	0	0	0	0	0
Asian/Pacific Islander:	0	0	0	0	0	0	0	0
Hispanic:	0	0	0	0	0	0	0	0
Total:	0	0	0	0	0	0	11	2
Female-headed Households:	0		0		0			



U.S. Department of Housing and Urban Development
Office of Community Planning and Development
Integrated Disbursement and Information System
CDBG Activity Summary Report (GPR) for Program Year 2017
MORRIS COUNTY

Date: 01-Sep-2018

Time: 12:49

Page: 78

Income Category:

	Owner	Renter	Total	Person
Extremely Low	0	0	0	7
Low Mod	0	0	0	4
Moderate	0	0	0	0
Non Low Moderate	0	0	0	0
Total	0	0	0	11
Percent Low/Mod				100.0%

Annual Accomplishments

Years	Accomplishment Narrative	# Benefitting
2017	The van which transports people with disabilities to their jobs, will help tremendously in giving the clients at Employment Horizon the opportunity to work and integrate into society.	



U.S. Department of Housing and Urban Development
 Office of Community Planning and Development
 Integrated Disbursement and Information System
 CDBG Activity Summary Report (GPR) for Program Year 2017
 MORRIS COUNTY

Date: 01-Sep-2018
 Time: 12:49
 Page: 79

PGM Year: 2017
Project: 0014 - Jersey Battered Women's Service Children's Program
IDIS Activity: 1359 - JBWS-Children's Program

Status: Completed 8/8/2018 12:00:00 AM
Location: Address Suppressed
Objective: Create suitable living environments
Outcome: Availability/accessibility
Matrix Code: Services for victims of domestic violence, dating violence, sexual assault or stalking (05G) **National Objective:** LMC

Initial Funding Date: 04/05/2018

Description:
 Crisis, individual and group counseling and safety planning for child victims of domestic violence.

Financing

	Fund Type	Grant Year	Grant	Funded Amount	Drawn In Program Year	Drawn Thru Program Year
CDBG	EN	2017	B17UC340105	\$20,000.00	\$20,000.00	\$20,000.00
Total	Total			\$20,000.00	\$20,000.00	\$20,000.00

Proposed Accomplishments

People (General) : 1

Actual Accomplishments

Number assisted:

	Owner		Renter		Total		Person	
	Total	Hispanic	Total	Hispanic	Total	Hispanic	Total	Hispanic
White:	0	0	0	0	0	0	2	0
Black/African American:	0	0	0	0	0	0	2	0
Asian:	0	0	0	0	0	0	0	0
American Indian/Alaskan Native:	0	0	0	0	0	0	0	0
Native Hawaiian/Other Pacific Islander:	0	0	0	0	0	0	0	0
American Indian/Alaskan Native & White:	0	0	0	0	0	0	0	0
Asian White:	0	0	0	0	0	0	0	0
Black/African American & White:	0	0	0	0	0	0	0	0
American Indian/Alaskan Native & Black/African American:	0	0	0	0	0	0	0	0
Other multi-racial:	0	0	0	0	0	0	14	10
Asian/Pacific Islander:	0	0	0	0	0	0	0	0
Hispanic:	0	0	0	0	0	0	0	0
Total:	0	0	0	0	0	0	18	10
Female-headed Households:	0		0		0			



U.S. Department of Housing and Urban Development
Office of Community Planning and Development
Integrated Disbursement and Information System
CDBG Activity Summary Report (GPR) for Program Year 2017
MORRIS COUNTY

Date: 01-Sep-2018

Time: 12:49

Page: 80

Income Category:

	Owner	Renter	Total	Person
Extremely Low	0	0	0	18
Low Mod	0	0	0	0
Moderate	0	0	0	0
Non Low Moderate	0	0	0	0
Total	0	0	0	18
Percent Low/Mod				100.0%

Annual Accomplishments

Years	Accomplishment Narrative	# Benefitting
2017	This activity helps with the continuation of services for children from families with domestic abuse problems.	
2018		



U.S. Department of Housing and Urban Development
Office of Community Planning and Development
Integrated Disbursement and Information System
CDBG Activity Summary Report (GPR) for Program Year 2017
MORRIS COUNTY

Date: 01-Sep-2018

Time: 12:49


Page: 82

Income Category:

	Owner	Renter	Total	Person
Extremely Low	0	0	0	1
Low Mod	0	0	0	5
Moderate	0	0	0	0
Non Low Moderate	0	0	0	0
Total	0	0	0	6
Percent Low/Mod				100.0%

Annual Accomplishments

Years	Accomplishment Narrative	# Benefitting
2017	New management delays, accomplishments will be recorded in PY 2018.	



U.S. Department of Housing and Urban Development
 Office of Community Planning and Development
 Integrated Disbursement and Information System
 CDBG Activity Summary Report (GPR) for Program Year 2017
 MORRIS COUNTY

Date: 01-Sep-2018
 Time: 12:49
 Page: 83

PGM Year: 2017
Project: 0017 - Homeless Solutions, Inc. - Childcare Scholarships
IDIS Activity: 1361 - Homeless Solutions-Childcare Scholarships

Status: Open
Location: 6 Dumont Pl Morristown, NJ 07960-8104

Objective: Create suitable living environments
Outcome: Availability/accessibility
Matrix Code: Child Care Services (05L)

National Objective: LMC

Initial Funding Date: 02/20/2018

Description:

Activity benefits a clientele of low and low mod families to provide, before and after school childcare services.

Financing

	Fund Type	Grant Year	Grant	Funded Amount	Drawn In Program Year	Drawn Thru Program Year
CDBG	EN	2017	B17UC340105	\$50,000.00	\$0.00	\$0.00
Total	Total			\$50,000.00	\$0.00	\$0.00


Proposed Accomplishments

People (General) : 1

Actual Accomplishments

Number assisted:

	Owner		Renter		Total		Person	
	Total	Hispanic	Total	Hispanic	Total	Hispanic	Total	Hispanic
White:	0	0	0	0	0	0		0
Black/African American:	0	0	0	0	0	0	0	0
Asian:	0	0	0	0	0	0	0	0
American Indian/Alaskan Native:	0	0	0	0	0	0	0	0
Native Hawaiian/Other Pacific Islander:	0	0	0	0	0	0	0	0
American Indian/Alaskan Native & White:	0	0	0	0	0	0	0	0
Asian White:	0	0	0	0	0	0	0	0
Black/African American & White:	0	0	0	0	0	0	0	0
American Indian/Alaskan Native & Black/African American:	0	0	0	0	0	0	0	0
Other multi-racial:	0	0	0	0	0	0	0	0
Asian/Pacific Islander:	0	0	0	0	0	0	0	0
Hispanic:	0	0	0	0	0	0	0	0
Total:	0	0	0	0	0	0	0	0
Female-headed Households:	0		0		0			



U.S. Department of Housing and Urban Development
Office of Community Planning and Development
Integrated Disbursement and Information System
CDBG Activity Summary Report (GPR) for Program Year 2017
MORRIS COUNTY

Date: 01-Sep-2018

Time: 12:49

Page: 84

Income Category:

	Owner	Renter	Total	Person
Extremely Low	0	0	0	0
Low Mod	0	0	0	0
Moderate	0	0	0	0
Non Low Moderate	0	0	0	0
Total	0	0	0	0
Percent Low/Mod				

Annual Accomplishments

Years	Accomplishment Narrative	# Benefitting
2017	Lost staff members, taking more time administratively as concerned with draw downs.	



U.S. Department of Housing and Urban Development
 Office of Community Planning and Development
 Integrated Disbursement and Information System
 CDBG Activity Summary Report (GPR) for Program Year 2017
 MORRIS COUNTY

Date: 01-Sep-2018
 Time: 12:49
 Page: 85

PGM Year: 2017
Project: 0018 - Morristown Neighborhood Hse. - School Age Childcare Scholarships
IDIS Activity: 1362 - Neighborhood House-Childcare Scholarships

Status: Completed 8/7/2018 12:00:00 AM **Objective:** Create suitable living environments
Location: 12 Flagler St Morristown, NJ 07960-3913 **Outcome:** Availability/accessibility
Matrix Code: Child Care Services (05L) **National Objective:** LMC

Initial Funding Date: 12/11/2017

Description:

Providing childcare scholarships for children of low and low mod income families of Morristown.n

Financing

	Fund Type	Grant Year	Grant	Funded Amount	Drawn In Program Year	Drawn Thru Program Year
CDBG	EN	2017	B17UC340105	\$20,000.00	\$20,000.00	\$20,000.00
Total	Total			\$20,000.00	\$20,000.00	\$20,000.00


Proposed Accomplishments

People (General) : 1

Actual Accomplishments

Number assisted:

	Owner		Renter		Total		Person	
	Total	Hispanic	Total	Hispanic	Total	Hispanic	Total	Hispanic
White:	0	0	0	0	0	0	25	24
Black/African American:	0	0	0	0	0	0	4	0
Asian:	0	0	0	0	0	0	0	0
American Indian/Alaskan Native:	0	0	0	0	0	0	0	0
Native Hawaiian/Other Pacific Islander:	0	0	0	0	0	0	0	0
American Indian/Alaskan Native & White:	0	0	0	0	0	0	0	0
Asian White:	0	0	0	0	0	0	0	0
Black/African American & White:	0	0	0	0	0	0	0	0
American Indian/Alaskan Native & Black/African American:	0	0	0	0	0	0	0	0
Other multi-racial:	0	0	0	0	0	0	0	0
Asian/Pacific Islander:	0	0	0	0	0	0	0	0
Hispanic:	0	0	0	0	0	0	0	0
Total:	0	0	0	0	0	0	29	24
Female-headed Households:	0		0		0			



U.S. Department of Housing and Urban Development
Office of Community Planning and Development
Integrated Disbursement and Information System
CDBG Activity Summary Report (GPR) for Program Year 2017
MORRIS COUNTY

Date: 01-Sep-2018

Time: 12:49

Page: 86

Income Category:

	Owner	Renter	Total	Person
Extremely Low	0	0	0	29
Low Mod	0	0	0	0
Moderate	0	0	0	0
Non Low Moderate	0	0	0	0
Total	0	0	0	29
Percent Low/Mod				100.0%

Annual Accomplishments

Years	Accomplishment Narrative	# Benefitting
2017	This grant helps the Morristown Neighborhood House continue to provide childcare scholarships to children from low/low moderate income families.	



U.S. Department of Housing and Urban Development
 Office of Community Planning and Development
 Integrated Disbursement and Information System
 CDBG Activity Summary Report (GPR) for Program Year 2017
 MORRIS COUNTY

Date: 01-Sep-2018
 Time: 12:49
 Page: 87

PGM Year: 2017
Project: 0019 - CASA - Case Supervisor Positions
IDIS Activity: 1363 - CASA - Case Supervisor

Status: Completed 8/28/2018 12:00:00 AM
Location: 18 Cattano Ave Morristown, NJ 07960-6846

Objective: Create suitable living environments
Outcome: Availability/accessibility
Matrix Code: Abused and Neglected Children (05N) **National Objective:** LMC

Initial Funding Date: 12/11/2017

Description:

Compensating 1 salary for a full time Case Supervisor position and a partial salary for another Case Supervisor position.

Financing

	Fund Type	Grant Year	Grant	Funded Amount	Drawn In Program Year	Drawn Thru Program Year
CDBG	EN	2017	B17UC340105	\$50,000.00	\$39,916.95	\$39,916.95
Total	Total			\$50,000.00	\$39,916.95	\$39,916.95


Proposed Accomplishments

People (General) : 1

Actual Accomplishments

Number assisted:

	Owner		Renter		Total		Person	
	Total	Hispanic	Total	Hispanic	Total	Hispanic	Total	Hispanic
White:	0	0	0	0	0	0	60	15
Black/African American:	0	0	0	0	0	0	13	3
Asian:	0	0	0	0	0	0	2	0
American Indian/Alaskan Native:	0	0	0	0	0	0	0	0
Native Hawaiian/Other Pacific Islander:	0	0	0	0	0	0	0	0
American Indian/Alaskan Native & White:	0	0	0	0	0	0	0	0
Asian White:	0	0	0	0	0	0	0	0
Black/African American & White:	0	0	0	0	0	0	0	0
American Indian/Alaskan Native & Black/African American:	0	0	0	0	0	0	0	0
Other multi-racial:	0	0	0	0	0	0	0	0
Asian/Pacific Islander:	0	0	0	0	0	0	0	0
Hispanic:	0	0	0	0	0	0	0	0
Total:	0	0	0	0	0	0	75	18
Female-headed Households:	0		0		0			



U.S. Department of Housing and Urban Development
Office of Community Planning and Development
Integrated Disbursement and Information System
CDBG Activity Summary Report (GPR) for Program Year 2017
MORRIS COUNTY

Date: 01-Sep-2018

Time: 12:49

Page: 88

Income Category:

	Owner	Renter	Total	Person
Extremely Low	0	0	0	65
Low Mod	0	0	0	10
Moderate	0	0	0	0
Non Low Moderate	0	0	0	0
Total	0	0	0	75
Percent Low/Mod				100.0%

Annual Accomplishments

Years	Accomplishment Narrative	# Benefitting
2017	This program continues to serve the neediest low income children. Our grant helps provide the case supervision which is critical to the success of the program.	



U.S. Department of Housing and Urban Development
Office of Community Planning and Development
Integrated Disbursement and Information System
CDBG Activity Summary Report (GPR) for Program Year 2017
MORRIS COUNTY

Date: 01-Sep-2018

Time: 12:49

Page: 90

Income Category:

	Owner	Renter	Total	Person
Extremely Low	18	0	18	0
Low Mod	5	0	5	0
Moderate	1	0	1	0
Non Low Moderate	0	0	0	0
Total	24	0	24	0
Percent Low/Mod	100.0%		100.0%	

Annual Accomplishments

Years	Accomplishment Narrative	# Benefitting
2017	The Fix-It Program provides minor home repairs for seniors, disabled, single parent homes and low/low mod income families.	



U.S. Department of Housing and Urban Development
 Office of Community Planning and Development
 Integrated Disbursement and Information System
 CDBG Activity Summary Report (GPR) for Program Year 2017
 MORRIS COUNTY

Date: 01-Sep-2018
 Time: 12:49
 Page: 91

PGM Year: 2017
Project: 0020 - Deirdre O'Brien House - Clinical Counseling Program
IDIS Activity: 1365 - Deirdre O'Brien-Clinical Counseling Prog.

Status: Completed 8/1/2018 12:00:00 AM
Location: 8 Court St Morristown, NJ 07960-5112
Objective: Create suitable living environments
Outcome: Availability/accessibility
Matrix Code: Abused and Neglected Children (05N) **National Objective:** LMC

Initial Funding Date: 02/09/2018

Description:
 Salary to maintain existing counselors and a bi-lingual clinician for abused & neglected children in the Clinical Counseling Program.

Financing

	Fund Type	Grant Year	Grant	Funded Amount	Drawn In Program Year	Drawn Thru Program Year
CDBG	EN	2017	B17UC340105	\$50,000.00	\$33,162.55	\$33,162.55
Total	Total			\$50,000.00	\$33,162.55	\$33,162.55

Proposed Accomplishments

People (General) : 1

Actual Accomplishments

Number assisted:

	Owner		Renter		Total		Person	
	Total	Hispanic	Total	Hispanic	Total	Hispanic	Total	Hispanic
White:	0	0	0	0	0	0	118	70
Black/African American:	0	0	0	0	0	0	5	0
Asian:	0	0	0	0	0	0	0	0
American Indian/Alaskan Native:	0	0	0	0	0	0	0	0
Native Hawaiian/Other Pacific Islander:	0	0	0	0	0	0	0	0
American Indian/Alaskan Native & White:	0	0	0	0	0	0	0	0
Asian White:	0	0	0	0	0	0	0	0
Black/African American & White:	0	0	0	0	0	0	0	0
American Indian/Alaskan Native & Black/African American:	0	0	0	0	0	0	0	0
Other multi-racial:	0	0	0	0	0	0	0	0
Asian/Pacific Islander:	0	0	0	0	0	0	0	0
Hispanic:	0	0	0	0	0	0	0	0
Total:	0	0	0	0	0	0	123	70
Female-headed Households:	0		0		0			



U.S. Department of Housing and Urban Development
Office of Community Planning and Development
Integrated Disbursement and Information System
CDBG Activity Summary Report (GPR) for Program Year 2017
MORRIS COUNTY

Date: 01-Sep-2018

Time: 12:49


Page: 92

Income Category:

	Owner	Renter	Total	Person
Extremely Low	0	0	0	41
Low Mod	0	0	0	46
Moderate	0	0	0	36
Non Low Moderate	0	0	0	0
Total	0	0	0	123
Percent Low/Mod				100.0%

Annual Accomplishments

Years	Accomplishment Narrative	# Benefitting
2017	This grant helps Deirdre's House continue to serve adults and children of abused parents through clinical counseling.	



U.S. Department of Housing and Urban Development
 Office of Community Planning and Development
 Integrated Disbursement and Information System
 CDBG Activity Summary Report (GPR) for Program Year 2017
 MORRIS COUNTY

Date: 01-Sep-2018
 Time: 12:49
 Page: 93

PGM Year: 2017
Project: 0029 - Our House, Inc. - Group Home Improvement
IDIS Activity: 1366 - Our House-Group Home Improvements

Status: Open
Location: 319 Emmans Rd Roxbury Twp, NJ 07836-9057
Objective: Create suitable living environments
Outcome: Availability/accessibility
Matrix Code: Rehab; Multi-Unit Residential (14B) **National Objective:** LMH

Initial Funding Date: 05/16/2018

Description:

Upgrading a group home for developmentally disabled adults.
 This activity will address heating/air conditioning system replacement, attic stairs, vinyl flooring and backup generator.

Financing

	Fund Type	Grant Year	Grant	Funded Amount	Drawn In Program Year	Drawn Thru Program Year
CDBG	EN	2017	B17UC340105	\$47,500.00	\$0.00	\$0.00
Total	Total			\$47,500.00	\$0.00	\$0.00


Proposed Accomplishments

Housing Units : 1

Actual Accomplishments

Number assisted:

	Owner		Renter		Total		Person	
	Total	Hispanic	Total	Hispanic	Total	Hispanic	Total	Hispanic
White:	0	0	0	0	0	0		0
Black/African American:	0	0	0	0	0	0	0	0
Asian:	0	0	0	0	0	0	0	0
American Indian/Alaskan Native:	0	0	0	0	0	0	0	0
Native Hawaiian/Other Pacific Islander:	0	0	0	0	0	0	0	0
American Indian/Alaskan Native & White:	0	0	0	0	0	0	0	0
Asian White:	0	0	0	0	0	0	0	0
Black/African American & White:	0	0	0	0	0	0	0	0
American Indian/Alaskan Native & Black/African American:	0	0	0	0	0	0	0	0
Other multi-racial:	0	0	0	0	0	0	0	0
Asian/Pacific Islander:	0	0	0	0	0	0	0	0
Hispanic:	0	0	0	0	0	0	0	0
Total:	0	0	0	0	0	0	0	0
Female-headed Households:	0		0		0			



U.S. Department of Housing and Urban Development
Office of Community Planning and Development
Integrated Disbursement and Information System
CDBG Activity Summary Report (GPR) for Program Year 2017
MORRIS COUNTY

Date: 01-Sep-2018

Time: 12:49

Page: 94

Income Category:

	Owner	Renter	Total	Person
Extremely Low	0	0	0	0
Low Mod	0	0	0	0
Moderate	0	0	0	0
Non Low Moderate	0	0	0	0
Total	0	0	0	0
Percent Low/Mod				

Annual Accomplishments

Years	Accomplishment Narrative	# Benefiting
2017	The project has had difficulty with contractors and bidding. Phase 1 has been completed. All accomplishments will be recorded in PY 2018.	
2018	Phase 1 of the project has been completed. Anticipate completion on the project in 2018.	



U.S. Department of Housing and Urban Development
 Office of Community Planning and Development
 Integrated Disbursement and Information System
 CDBG Activity Summary Report (GPR) for Program Year 2017
 MORRIS COUNTY

Date: 01-Sep-2018
 Time: 12:49
 Page: 95

PGM Year: 2017
Project: 0030 - Delta Community Supports - Kitchen/Bathroom Renovation
IDIS Activity: 1367 - Delta-Kitchen/Bathroom Renovations

Status: Open
Location: 135 Hoagland Ave Rockaway, NJ 07866-3034
Objective: Create suitable living environments
Outcome: Availability/accessibility
Matrix Code: Rehab; Single-Unit Residential (14A) **National Objective:** LMH

Initial Funding Date: 05/16/2018

Description:
 The renovations will benefit low and low/moderate income disabled adults to have suitable living conditions.

Financing

	Fund Type	Grant Year	Grant	Funded Amount	Drawn In Program Year	Drawn Thru Program Year
CDBG	EN	2017	B17UC340105	\$42,000.00	\$0.00	\$0.00
Total	Total			\$42,000.00	\$0.00	\$0.00


Proposed Accomplishments

Housing Units : 1

Actual Accomplishments

Number assisted:

	Owner		Renter		Total		Person	
	Total	Hispanic	Total	Hispanic	Total	Hispanic	Total	Hispanic
White:	0	0	0	0	0	0		0
Black/African American:	0	0	0	0	0	0	0	0
Asian:	0	0	0	0	0	0	0	0
American Indian/Alaskan Native:	0	0	0	0	0	0	0	0
Native Hawaiian/Other Pacific Islander:	0	0	0	0	0	0	0	0
American Indian/Alaskan Native & White:	0	0	0	0	0	0	0	0
Asian White:	0	0	0	0	0	0	0	0
Black/African American & White:	0	0	0	0	0	0	0	0
American Indian/Alaskan Native & Black/African American:	0	0	0	0	0	0	0	0
Other multi-racial:	0	0	0	0	0	0	0	0
Asian/Pacific Islander:	0	0	0	0	0	0	0	0
Hispanic:	0	0	0	0	0	0	0	0
Total:	0	0	0	0	0	0	0	0
Female-headed Households:	0		0		0			



U.S. Department of Housing and Urban Development
Office of Community Planning and Development
Integrated Disbursement and Information System
CDBG Activity Summary Report (GPR) for Program Year 2017
MORRIS COUNTY

Date: 01-Sep-2018

Time: 12:49

Page: 96

Income Category:

	Owner	Renter	Total	Person
Extremely Low	0	0	0	0
Low Mod	0	0	0	0
Moderate	0	0	0	0
Non Low Moderate	0	0	0	0
Total	0	0	0	0
Percent Low/Mod				

Annual Accomplishments

Years	Accomplishment Narrative	# Benefitting
2017 2018	Delays due to redoing bid package correctly. All accomplishments will be recorded in PY 2018.	



U.S. Department of Housing and Urban Development
 Office of Community Planning and Development
 Integrated Disbursement and Information System
 CDBG Activity Summary Report (GPR) for Program Year 2017
 MORRIS COUNTY

Date: 01-Sep-2018
 Time: 12:49
 Page: 97

PGM Year: 2017
Project: 0033 - Administration
IDIS Activity: 1368 - CDBG Administration

Status: Open
Location: ,
Objective:
Outcome:
Matrix Code: General Program Administration (21A) **National Objective:**

Initial Funding Date: 12/04/2017

Description:
 Administrative costs associated with the implementation of the CDBG program.

Financing

	Fund Type	Grant Year	Grant	Funded Amount	Drawn In Program Year	Drawn Thru Program Year
CDBG	EN	2017	B17UC340105	\$353,823.00	\$142,833.51	\$142,833.51
Total	Total			\$353,823.00	\$142,833.51	\$142,833.51

Proposed Accomplishments

Actual Accomplishments

Number assisted:

	Owner		Renter		Total		Person	
	Total	Hispanic	Total	Hispanic	Total	Hispanic	Total	Hispanic
White:					0	0		
Black/African American:					0	0		
Asian:					0	0		
American Indian/Alaskan Native:					0	0		
Native Hawaiian/Other Pacific Islander:					0	0		
American Indian/Alaskan Native & White:					0	0		
Asian White:					0	0		
Black/African American & White:					0	0		
American Indian/Alaskan Native & Black/African American:					0	0		
Other multi-racial:					0	0		
Asian/Pacific Islander:					0	0		
Hispanic:					0	0		
Total:	0	0	0	0	0	0	0	0
Female-headed Households:					0			

Income Category:

	Owner	Renter	Total	Person
--	-------	--------	-------	--------



U.S. Department of Housing and Urban Development
Office of Community Planning and Development
Integrated Disbursement and Information System
CDBG Activity Summary Report (GPR) for Program Year 2017
MORRIS COUNTY

Date: 01-Sep-2018


Time: 12:49

Page: 98

Extremely Low			0	
Low Mod			0	
Moderate			0	
Non Low Moderate			0	
Total	0	0	0	0
Percent Low/Mod				

Annual Accomplishments

No data returned for this view. This might be because the applied filter excludes all data.



U.S. Department of Housing and Urban Development
 Office of Community Planning and Development
 Integrated Disbursement and Information System
 CDBG Activity Summary Report (GPR) for Program Year 2017
 MORRIS COUNTY

Date: 01-Sep-2018
 Time: 12:49
 Page: 99

PGM Year: 2017
Project: 0024 - Housing Rehab
IDIS Activity: 1374 - Delivery of Costs

Status: Open
Location: PO Box 900 Morristown, NJ 07963-0900

Objective: Create suitable living environments
Outcome: Availability/accessibility
Matrix Code: Rehab; Single-Unit Residential (14A) **National Objective:** LMH

Initial Funding Date: 05/16/2018

Description:
 Administration of the Homeowner Rehabilitation Program.

Financing

	Fund Type	Grant Year	Grant	Funded Amount	Drawn In Program Year	Drawn Thru Program Year
CDBG	EN	2017	B17UC340105	\$73,000.00	\$741.08	\$741.08
Total	Total			\$73,000.00	\$741.08	\$741.08

Proposed Accomplishments

Actual Accomplishments

Number assisted:

	Owner		Renter		Total		Person	
	Total	Hispanic	Total	Hispanic	Total	Hispanic	Total	Hispanic
White:	0	0	0	0	0	0		0
Black/African American:	0	0	0	0	0	0	0	0
Asian:	0	0	0	0	0	0	0	0
American Indian/Alaskan Native:	0	0	0	0	0	0	0	0
Native Hawaiian/Other Pacific Islander:	0	0	0	0	0	0	0	0
American Indian/Alaskan Native & White:	0	0	0	0	0	0	0	0
Asian White:	0	0	0	0	0	0	0	0
Black/African American & White:	0	0	0	0	0	0	0	0
American Indian/Alaskan Native & Black/African American:	0	0	0	0	0	0	0	0
Other multi-racial:	0	0	0	0	0	0	0	0
Asian/Pacific Islander:	0	0	0	0	0	0	0	0
Hispanic:	0	0	0	0	0	0	0	0
Total:	0	0	0	0	0	0	0	0
Female-headed Households:	0		0		0			

Income Category:

Owner Renter Total Person



U.S. Department of Housing and Urban Development
Office of Community Planning and Development
Integrated Disbursement and Information System
CDBG Activity Summary Report (GPR) for Program Year 2017
MORRIS COUNTY

Date: 01-Sep-2018

Time: 12:49

Page: 100

Extremely Low	0	0	0	0
Low Mod	0	0	0	0
Moderate	0	0	0	0
Non Low Moderate	0	0	0	0
Total	0	0	0	0
Percent Low/Mod				

Annual Accomplishments

No data returned for this view. This might be because the applied filter excludes all data.



U.S. Department of Housing and Urban Development
Office of Community Planning and Development
Integrated Disbursement and Information System
CDBG Activity Summary Report (GPR) for Program Year 2017
MORRIS COUNTY

Date: 01-Sep-2018

Time: 12:49

Page: 101

Total Funded Amount:	\$5,304,600.86
Total Drawn Thru Program Year:	\$3,529,421.77
Total Drawn In Program Year:	\$1,690,854.23



U.S. Department of Housing and Urban Development
 Office of Community Planning and Development
 Integrated Disbursement and Information System
 CDBG Summary of Accomplishments
 Program Year: 2017

DATE: 09-01-18
 TIME: 12:47
 PAGE: 1

MORRIS COUNTY

Count of CDBG Activities with Disbursements by Activity Group & Matrix Code

Activity Group	Activity Category	Open Count	Open Activities Disbursed	Completed Count	Completed Activities Disbursed	Program Year Count	Total Activities Disbursed
Housing	Rehab; Single-Unit Residential (14A)	6	\$190,336.67	2	\$64,070.09	8	\$254,406.76
	Rehab; Multi-Unit Residential (14B)	1	\$0.00	0	\$0.00	1	\$0.00
	Rehabilitation Administration (14H)	1	\$77,138.95	1	\$0.00	2	\$77,138.95
	Total Housing	8	\$267,475.62	3	\$64,070.09	11	\$331,545.71
Public Facilities and Improvements	Senior Centers (03A)	1	\$0.00	1	\$68,850.00	2	\$68,850.00
	Handicapped Centers (03B)	0	\$0.00	1	\$43,200.00	1	\$43,200.00
	Neighborhood Facilities (03E)	0	\$0.00	2	\$74,485.00	2	\$74,485.00
	Parks, Recreational Facilities (03F)	2	\$0.00	1	\$60,000.00	3	\$60,000.00
	Water/Sewer Improvements (03J)	3	\$80,000.00	6	\$373,400.00	9	\$453,400.00
	Street Improvements (03K)	3	\$0.00	3	\$172,623.00	6	\$172,623.00
	Fire Station/Equipment (03O)	2	\$0.00	0	\$0.00	2	\$0.00
	Health Facilities (03P)	2	\$10,000.00	0	\$0.00	2	\$10,000.00
	Total Public Facilities and Improvements	13	\$90,000.00	14	\$792,558.00	27	\$882,558.00
	Public Services	Operating Costs of Homeless/AIDS Patients Programs (03T)	0	\$0.00	2	\$30,184.97	2
Youth Services (05D)		1	\$0.00	0	\$0.00	1	\$0.00
Transportation Services (05E)		0	\$0.00	1	\$20,000.00	1	\$20,000.00
Services for victims of domestic violence, dating violence, sexual assault or stalking (05G)		0	\$0.00	1	\$20,000.00	1	\$20,000.00
Employment Training (05H)		0	\$0.00	1	\$5,960.30	1	\$5,960.30
Child Care Services (05L)		2	\$0.00	4	\$64,066.76	6	\$64,066.76
Abused and Neglected Children (05N)		0	\$0.00	4	\$87,656.58	4	\$87,656.58
Total Public Services		3	\$0.00	13	\$227,868.61	16	\$227,868.61
General Administration and Planning	General Program Administration (21A)	2	\$248,881.91	3	\$0.00	5	\$248,881.91
	Total General Administration and Planning	2	\$248,881.91	3	\$0.00	5	\$248,881.91
Grand Total		26	\$606,357.53	33	\$1,084,496.70	59	\$1,690,854.23



U.S. Department of Housing and Urban Development
 Office of Community Planning and Development
 Integrated Disbursement and Information System
 CDBG Summary of Accomplishments
 Program Year: 2017

DATE: 09-01-18
 TIME: 12:47
 PAGE: 2

MORRIS COUNTY

CDBG Sum of Actual Accomplishments by Activity Group and Accomplishment Type

Activity Group	Matrix Code	Accomplishment Type	Open Count	Completed Count	Program Year Totals
Housing	Rehab; Single-Unit Residential (14A)	Housing Units	35	120	155
	Rehab; Multi-Unit Residential (14B)	Housing Units	0	0	0
	Rehabilitation Administration (14H)	Housing Units	0	0	0
	Total Housing		35	120	155
Public Facilities and Improvements	Senior Centers (03A)	Public Facilities	0	132	132
	Handicapped Centers (03B)	Public Facilities	0	4	4
	Neighborhood Facilities (03E)	Public Facilities	0	19,408	19,408
	Parks, Recreational Facilities (03F)	Public Facilities	6,500	3,480	9,980
	Water/Sewer Improvements (03J)	Persons	5,695	39,230	44,925
	Street Improvements (03K)	Persons	6,710	6,415	13,125
	Fire Station/Equipment (03O)	Public Facilities	5,280	0	5,280
	Health Facilities (03P)	Public Facilities	4,301	0	4,301
	Total Public Facilities and Improvements		28,486	68,669	97,155
Public Services	Operating Costs of Homeless/AIDS Patients Programs (03T)	Persons	0	1,089	1,089
	Youth Services (05D)	Persons	0	0	0
	Transportation Services (05E)	Persons	0	11	11
	Services for victims of domestic violence, dating violence, sexual assault or stalking (05G)	Persons	0	18	18
	Employment Training (05H)	Persons	0	32	32
	Child Care Services (05L)	Persons	6	84	90
	Abused and Neglected Children (05N)	Persons	0	361	361
	Total Public Services		6	1,595	1,601
Grand Total			28,527	70,384	98,911



U.S. Department of Housing and Urban Development
 Office of Community Planning and Development
 Integrated Disbursement and Information System
 CDBG Summary of Accomplishments
 Program Year: 2017

DATE: 09-01-18
 TIME: 12:47
 PAGE: 3

MORRIS COUNTY

CDBG Beneficiaries by Racial / Ethnic Category

Housing-Non Housing	Race	Total Persons	Total Hispanic		Total Hispanic Households	
			Persons	Total Households		
Housing	White	0	0	137	9	
	Black/African American	0	0	13	0	
	Other multi-racial	0	0	5	0	
	Total Housing	0	0	155	9	
Non Housing	White	4,054	2,188	0	0	
	Black/African American	728	57	0	0	
	Asian	135	3	0	0	
	American Indian/Alaskan Native	61	46	0	0	
	Native Hawaiian/Other Pacific Islander	34	25	0	0	
	American Indian/Alaskan Native & White	1	0	0	0	
	Asian & White	2	0	0	0	
	Black/African American & White	21	3	0	0	
	Amer. Indian/Alaskan Native & Black/African Amer.	8	1	0	0	
	Other multi-racial	1,037	110	0	0	
	Total Non Housing	6,081	2,433	0	0	
	Grand Total	White	4,054	2,188	137	9
		Black/African American	728	57	13	0
Asian		135	3	0	0	
American Indian/Alaskan Native		61	46	0	0	
Native Hawaiian/Other Pacific Islander		34	25	0	0	
American Indian/Alaskan Native & White		1	0	0	0	
Asian & White		2	0	0	0	
Black/African American & White		21	3	0	0	
Amer. Indian/Alaskan Native & Black/African Amer.		8	1	0	0	
Other multi-racial		1,037	110	5	0	
Total Grand Total		6,081	2,433	155	9	



MORRIS COUNTY

CDBG Beneficiaries by Income Category

	Income Levels	Owner Occupied	Renter Occupied	Persons
Housing	Extremely Low (<=30%)	24	0	0
	Low (>30% and <=50%)	11	0	0
	Mod (>50% and <=80%)	2	0	0
	Total Low-Mod	37	0	0
	Non Low-Mod (>80%)	0	0	0
	Total Beneficiaries	37	0	0
Non Housing	Extremely Low (<=30%)	0	0	3,195
	Low (>30% and <=50%)	0	0	1,426
	Mod (>50% and <=80%)	0	0	677
	Total Low-Mod	0	0	5,298
	Non Low-Mod (>80%)	0	0	1
	Total Beneficiaries	0	0	5,299



U.S. Department of Housing and Urban Development
 Office of Community Planning and Development
 Integrated Disbursement and Information System
 HOME Summary of Accomplishments

DATE: 08-27-18
 TIME: 14:08
 PAGE: 1

Program Year: 2017
 Start Date 01-Jul-2017 - End Date 30-Jun-2018
 MORRIS COUNTY CONSORTIUM
 Home Disbursements and Unit Completions

Activity Type	Disbursed Amount	Units Completed	Units Occupied
TBRA Families	\$54,811.50	13	13
First Time Homebuyers	\$359,701.50	6	6
Total, Rentals and TBRA	\$54,811.50	13	13
Total, Homebuyers and Homeowners	\$359,701.50	6	6
Grand Total	\$414,513.00	19	19

Home Unit Completions by Percent of Area Median Income

Activity Type	Units Completed				
	0% - 30%	31% - 50%	61% - 80%	Total 0% - 60%	Total 0% - 80%
TBRA Families	9	4	0	13	13
First Time Homebuyers	0	5	1	5	6
Total, Rentals and TBRA	9	4	0	13	13
Total, Homebuyers and Homeowners	0	5	1	5	6
Grand Total	9	9	1	18	19

Home Unit Reported As Vacant

Activity Type	Reported as Vacant
TBRA Families	0
First Time Homebuyers	0
Total, Rentals and TBRA	0
Total, Homebuyers and Homeowners	0
Grand Total	0



Program Year: 2017

Start Date 01-Jul-2017 - End Date 30-Jun-2018

MORRIS COUNTY CONSORTIUM

Home Unit Completions by Racial / Ethnic Category

	TBRA Families		First Time Homebuyers			
	Units Completed	Units Completed - Hispanics	Units Completed	Units Completed - Hispanics		
White	8	4	6	5		
Black/African American	5	0	0	0		
Total	13	4	6	5		

	Total, Rentals and TBRA		Total, Homebuyers and Homeowners		Grand Total	
	Units Completed	Units Completed - Hispanics	Units Completed	Units Completed - Hispanics	Units Completed	Units Completed - Hispanics
White	8	4	6	5	14	9
Black/African American	5	0	0	0	5	0
Total	13	4	6	5	19	9



Office of Community Planning and Development
 U.S. Department of Housing and Urban Development
 Integrated Disbursement and Information System
 PR26 - CDBG Financial Summary Report
 Program Year 2017
 MORRIS COUNTY , NJ

DATE: 08-21-18
 TIME: 9:04
 PAGE: 1

PART I: SUMMARY OF CDBG RESOURCES

01 UNEXPENDED CDBG FUNDS AT END OF PREVIOUS PROGRAM YEAR	1,855,880.93
02 ENTITLEMENT GRANT	1,769,115.00
03 SURPLUS URBAN RENEWAL	0.00
04 SECTION 108 GUARANTEED LOAN FUNDS	0.00
05 CURRENT YEAR PROGRAM INCOME	92,221.00
05a CURRENT YEAR SECTION 108 PROGRAM INCOME (FOR SI TYPE)	0.00
06 FUNDS RETURNED TO THE LINE-OF-CREDIT	0.00
06a FUNDS RETURNED TO THE LOCAL CDBG ACCOUNT	0.00
07 ADJUSTMENT TO COMPUTE TOTAL AVAILABLE	0.00
08 TOTAL AVAILABLE (SUM, LINES 01-07)	3,717,216.93

PART II: SUMMARY OF CDBG EXPENDITURES

09 DISBURSEMENTS OTHER THAN SECTION 108 REPAYMENTS AND PLANNING/ADMINISTRATION	1,441,972.32
10 ADJUSTMENT TO COMPUTE TOTAL AMOUNT SUBJECT TO LOW/MOD BENEFIT	0.00
11 AMOUNT SUBJECT TO LOW/MOD BENEFIT (LINE 09 + LINE 10)	1,441,972.32
12 DISBURSED IN IDIS FOR PLANNING/ADMINISTRATION	248,881.91
13 DISBURSED IN IDIS FOR SECTION 108 REPAYMENTS	0.00
14 ADJUSTMENT TO COMPUTE TOTAL EXPENDITURES	0.00
15 TOTAL EXPENDITURES (SUM, LINES 11-14)	1,690,854.23
16 UNEXPENDED BALANCE (LINE 08 - LINE 15)	2,026,362.70

PART III: LOWMOD BENEFIT THIS REPORTING PERIOD

17 EXPENDED FOR LOW/MOD HOUSING IN SPECIAL AREAS	0.00
18 EXPENDED FOR LOW/MOD MULTI-UNIT HOUSING	0.00
19 DISBURSED FOR OTHER LOW/MOD ACTIVITIES	1,441,972.32
20 ADJUSTMENT TO COMPUTE TOTAL LOW/MOD CREDIT	0.00
21 TOTAL LOW/MOD CREDIT (SUM, LINES 17-20)	1,441,972.32
22 PERCENT LOW/MOD CREDIT (LINE 21/LINE 11)	100.00%

LOW/MOD BENEFIT FOR MULTI-YEAR CERTIFICATIONS

23 PROGRAM YEARS(PY) COVERED IN CERTIFICATION	PY: PY: PY:
24 CUMULATIVE NET EXPENDITURES SUBJECT TO LOW/MOD BENEFIT CALCULATION	0.00
25 CUMULATIVE EXPENDITURES BENEFITING LOW/MOD PERSONS	0.00
26 PERCENT BENEFIT TO LOW/MOD PERSONS (LINE 25/LINE 24)	0.00%

PART IV: PUBLIC SERVICE (PS) CAP CALCULATIONS

27 DISBURSED IN IDIS FOR PUBLIC SERVICES	276,135.71
28 PS UNLIQUIDATED OBLIGATIONS AT END OF CURRENT PROGRAM YEAR	112,287.50
29 PS UNLIQUIDATED OBLIGATIONS AT END OF PREVIOUS PROGRAM YEAR	74,789.11
30 ADJUSTMENT TO COMPUTE TOTAL PS OBLIGATIONS	0.00
31 TOTAL PS OBLIGATIONS (LINE 27 + LINE 28 - LINE 29 + LINE 30)	313,634.10
32 ENTITLEMENT GRANT	1,769,115.00
33 PRIOR YEAR PROGRAM INCOME	80,868.97
34 ADJUSTMENT TO COMPUTE TOTAL SUBJECT TO PS CAP	0.00
35 TOTAL SUBJECT TO PS CAP (SUM, LINES 32-34)	1,849,983.97
36 PERCENT FUNDS OBLIGATED FOR PS ACTIVITIES (LINE 31/LINE 35)	16.95%

PART V: PLANNING AND ADMINISTRATION (PA) CAP

37 DISBURSED IN IDIS FOR PLANNING/ADMINISTRATION	248,881.91
38 PA UNLIQUIDATED OBLIGATIONS AT END OF CURRENT PROGRAM YEAR	104,941.09
39 PA UNLIQUIDATED OBLIGATIONS AT END OF PREVIOUS PROGRAM YEAR	24,500.00
40 ADJUSTMENT TO COMPUTE TOTAL PA OBLIGATIONS	0.00
41 TOTAL PA OBLIGATIONS (LINE 37 + LINE 38 - LINE 39 +LINE 40)	329,323.00
42 ENTITLEMENT GRANT	1,769,115.00
43 CURRENT YEAR PROGRAM INCOME	92,221.00
44 ADJUSTMENT TO COMPUTE TOTAL SUBJECT TO PA CAP	0.00
45 TOTAL SUBJECT TO PA CAP (SUM, LINES 42-44)	1,861,336.00
46 PERCENT FUNDS OBLIGATED FOR PA ACTIVITIES (LINE 41/LINE 45)	17.69%



Office of Community Planning and Development
 U.S. Department of Housing and Urban Development
 Integrated Disbursement and Information System
 PR26 - CDBG Financial Summary Report
 Program Year 2017
 MORRIS COUNTY , NJ

DATE: 08-21-18
 TIME: 9:04
 PAGE: 2

LINE 17 DETAIL: ACTIVITIES TO CONSIDER IN DETERMINING THE AMOUNT TO ENTER ON LINE 17

Report returned no data.

LINE 18 DETAIL: ACTIVITIES TO CONSIDER IN DETERMINING THE AMOUNT TO ENTER ON LINE 18

Report returned no data.

LINE 19 DETAIL: ACTIVITIES INCLUDED IN THE COMPUTATION OF LINE 19

Plan Year	IDIS Project	IDIS Activity	Voucher Number	Activity Name	Matrix Code	National Objective	Drawn Amount
2015	2	1300	6079062	Senior Center Parking Lot Paving-Rockaway Twp	03A	LMC	\$61,965.00
2015	2	1300	6136216	Senior Center Parking Lot Paving-Rockaway Twp	03A	LMC	\$6,885.00
					03A	Matrix Code	\$68,850.00
2015	3	1276	6095424	Special Homes of NJ	03B	LMC	\$25,000.00
2015	3	1276	6149898	Special Homes of NJ	03B	LMC	\$18,200.00
					03B	Matrix Code	\$43,200.00
2015	2	1275	6069633	Rockaway Library Restoration	03E	LMA	\$6,370.00
2015	2	1275	6075197	Rockaway Library Restoration	03E	LMA	\$58,932.30
2015	2	1275	6160856	Rockaway Library Restoration	03E	LMA	\$9,182.70
					03E	Matrix Code	\$74,485.00
2016	34	1308	6122494	Playground Improvements-Victory Gardens	03F	LMA	\$60,000.00
					03F	Matrix Code	\$60,000.00
2013	8	1340	6099988	Butler-Water Main	03J	LMA	\$80,000.00
2015	5	1279	6115173	Lincoln Park Main Street Water Main Repl	03J	LMA	\$8,000.00
2015	5	1281	6075197	Netcong-Railroad Ave. Water Main Replacement	03J	LMA	\$80,000.00
2016	35	1310	6069633	Water Main Repair-Phase 2-Lincoln Park	03J	LMA	\$72,000.00
2016	35	1310	6115173	Water Main Repair-Phase 2-Lincoln Park	03J	LMA	\$8,000.00
2016	35	1311	6122494	Budd Lake Drainage & Paving-Mt. Olive	03J	LMA	\$45,400.00
2016	35	1312	6104006	Railroad Ave. & Marc Ct. Improvements-Netcong	03J	LMA	\$80,000.00
2016	35	1314	6060600	Water Main Improvement-Wharton	03J	LMA	\$80,000.00
					03J	Matrix Code	\$453,400.00
2013	9	1341	6136216	Wharton - Street improvements	03K	LMA	\$80,000.00
2016	36	1315	6136216	Street Improvements-Montville	03K	LMA	\$19,751.00
2016	36	1316	6122494	Street Improvements-Roxbury	03K	LMA	\$72,872.00
					03K	Matrix Code	\$172,623.00
2016	37	1317	6122494	Flooring Replacement-Zufall	03P	LMC	\$10,000.00
					03P	Matrix Code	\$10,000.00
2016	38	1318	6065150	Program Rental costs & Salary-Family Promise	03T	LMC	\$8,012.52
2016	38	1318	6075197	Program Rental costs & Salary-Family Promise	03T	LMC	\$2,172.45
2017	26	1356	6115173	Family Promise-Prog. Rental Costs&Salary	03T	LMC	\$20,000.00
					03T	Matrix Code	\$30,184.97
2017	21	1358	6122494	Employment Horizons-Transportation Van	05E	LMC	\$20,000.00
					05E	Matrix Code	\$20,000.00
2017	14	1359	6164936	JBWS-Children's Program	05G	LMC	\$20,000.00
					05G	Matrix Code	\$20,000.00
2016	41	1320	6065150	Educational Assistance-Mental Health	05H	LMC	\$2,079.99
2016	41	1320	6091199	Educational Assistance-Mental Health	05H	LMC	\$1,119.99
2016	41	1320	6122494	Educational Assistance-Mental Health	05H	LMC	\$2,633.45
2016	41	1320	6145699	Educational Assistance-Mental Health	05H	LMC	\$126.87
					05H	Matrix Code	\$5,960.30
2016	42	1322	6060600	Childcare Scholarships-Children on the Green	05L	LMC	\$2,814.08
2016	42	1322	6136216	Childcare Scholarships-Children on the Green	05L	LMC	\$9,248.20
2016	42	1323	6060600	Morristown Neighborhood House	05L	LMC	\$12,004.48
2016	42	1324	6069633	Day Care Scholarships-Salvation Army	05L	LMC	\$20,000.00
2017	18	1362	6122494	Neighborhood House-Childcare Scholarships	05L	LMC	\$7,804.00
2017	18	1362	6149893	Neighborhood House-Childcare Scholarships	05L	LMC	\$6,341.00



Office of Community Planning and Development
 U.S. Department of Housing and Urban Development
 Integrated Disbursement and Information System
 PR26 - CDBG Financial Summary Report
 Program Year 2017
 MORRIS COUNTY , NJ

DATE: 08-21-18
 TIME: 9:04
 PAGE: 3

Plan Year	IDIS Project	IDIS Activity	Voucher Number	Activity Name	Matrix Code	National Objective	Drawn Amount
2017	18	1362	6164936	Neighborhood House-Childcare Scholarships	05L	LMC	\$5,855.00
					05L	Matrix Code	\$64,066.76
2016	45	1325	6060600	Case Supervisor Positions-CASA	05N	LMC	\$3,391.40
2016	45	1326	6060600	Clinical Counseling Program-Deirdre O'Brien	05N	LMC	\$11,185.68
2017	19	1363	6115173	CASA - Case Supervisor	05N	LMC	\$19,920.00
2017	19	1363	6145699	CASA - Case Supervisor	05N	LMC	\$19,996.95
2017	20	1365	6122500	Deirdre O'Brien-Clinical Counseling Prog.	05N	LMC	\$12,237.25
2017	20	1365	6128032	Deirdre O'Brien-Clinical Counseling Prog.	05N	LMC	\$6,588.46
2017	20	1365	6145699	Deirdre O'Brien-Clinical Counseling Prog.	05N	LMC	\$3,155.38
2017	20	1365	6149893	Deirdre O'Brien-Clinical Counseling Prog.	05N	LMC	\$5,290.76
2017	20	1365	6160856	Deirdre O'Brien-Clinical Counseling Prog.	05N	LMC	\$5,890.70
2017	23	1364	6145699	Hope House-Fix-It Program	05N	LMC	\$23,856.18
2017	23	1364	6160856	Hope House-Fix-It Program	05N	LMC	\$24,410.92
					05N	Matrix Code	\$135,923.68
2014	2	1237	6087511	Housing rehabilitation program	14A	LMH	\$6,354.38
2014	2	1237	6088167	Housing rehabilitation program	14A	LMH	\$6,988.71
2015	10	1292	6088167	Housing Rehabilitation Program	14A	LMH	\$2,267.29
2015	10	1292	6088405	Housing Rehabilitation Program	14A	LMH	\$9,086.00
2015	10	1292	6100884	Housing Rehabilitation Program	14A	LMH	\$4,273.20
2015	10	1292	6105232	Housing Rehabilitation Program	14A	LMH	\$8,716.00
2015	10	1292	6107100	Housing Rehabilitation Program	14A	LMH	\$6,000.00
2015	10	1292	6112794	Housing Rehabilitation Program	14A	LMH	\$3,914.00
2015	10	1292	6120848	Housing Rehabilitation Program	14A	LMH	\$2,264.00
2015	10	1292	6149893	Housing Rehabilitation Program	14A	LMH	\$8,060.00
2015	10	1292	6154653	Housing Rehabilitation Program	14A	LMH	\$3,300.00
2016	47	1327	6075197	Fix-It Program	14A	LMH	\$25,489.99
2016	47	1327	6091199	Fix-It Program	14A	LMH	\$25,237.01
2016	47	1328	6061888	Housing Rehabilitation Program	14A	LMH	\$10,534.38
2016	47	1328	6069936	Housing Rehabilitation Program	14A	LMH	\$2,200.00
2016	47	1328	6075287	Housing Rehabilitation Program	14A	LMH	\$2,265.62
2017	24	1343	6075287	Housing Rehabilitation Program	14A	LMH	\$5,259.38
2017	24	1343	6077386	Housing Rehabilitation Program	14A	LMH	\$4,352.00
2017	24	1343	6082921	Housing Rehabilitation Program	14A	LMH	\$8,300.00
2017	24	1343	6084453	Housing Rehabilitation Program	14A	LMH	\$12,000.00
2017	24	1343	6086338	Housing Rehabilitation Program	14A	LMH	\$9,000.00
2017	24	1343	6087511	Housing Rehabilitation Program	14A	LMH	\$3,145.62
2017	24	1343	6091958	Housing Rehabilitation Program	14A	LMH	\$4,725.00
2017	24	1343	6099179	Housing Rehabilitation Program	14A	LMH	\$10,862.20
2017	24	1343	6099988	Housing Rehabilitation Program	14A	LMH	\$6,000.00
2017	24	1343	6100884	Housing Rehabilitation Program	14A	LMH	\$460.80
2017	24	1343	6111730	Housing Rehabilitation Program	14A	LMH	\$1,000.00
2017	24	1343	6139564	Housing Rehabilitation Program	14A	LMH	\$400.00
2017	24	1343	6141794	Housing Rehabilitation Program	14A	LMH	\$3,202.00
2017	24	1343	6149898	Housing Rehabilitation Program	14A	LMH	\$8,598.00
2017	24	1343	6160856	Housing Rehabilitation Program	14A	LMH	\$585.00
2017	24	1343	6164936	Housing Rehabilitation Program	14A	LMH	\$558.00
2017	24	1374	6166495	Delivery of Costs	14A	LMH	\$741.08
					14A	Matrix Code	\$206,139.66
2016	51	1335	6059223	14H Rehabilitation Administration-Delivery	14H	LMH	\$3,000.83
2016	51	1335	6064054	14H Rehabilitation Administration-Delivery	14H	LMH	\$3,000.82
2016	51	1335	6068252	14H Rehabilitation Administration-Delivery	14H	LMH	\$3,000.85
2016	51	1335	6072547	14H Rehabilitation Administration-Delivery	14H	LMH	\$3,000.82
2016	51	1335	6076839	14H Rehabilitation Administration-Delivery	14H	LMH	\$3,000.83
2016	51	1335	6080218	14H Rehabilitation Administration-Delivery	14H	LMH	\$3,000.85
2016	51	1335	6084435	14H Rehabilitation Administration-Delivery	14H	LMH	\$3,000.82
2016	51	1335	6088167	14H Rehabilitation Administration-Delivery	14H	LMH	\$3,000.84



Office of Community Planning and Development
 U.S. Department of Housing and Urban Development
 Integrated Disbursement and Information System
 PR26 - CDBG Financial Summary Report
 Program Year 2017
 MORRIS COUNTY , NJ

DATE: 08-21-18
 TIME: 9:04
 PAGE: 4

Plan Year	IDIS Project	IDIS Activity	Voucher Number	Activity Name	Matrix Code	National Objective	Drawn Amount
2016	51	1335	6091947	14H Rehabilitation Administration-Delivery	14H	LMH	\$3,000.83
2016	51	1335	6095917	14H Rehabilitation Administration-Delivery	14H	LMH	\$3,000.85
2016	51	1335	6099374	14H Rehabilitation Administration-Delivery	14H	LMH	\$3,000.82
2016	51	1335	6104006	14H Rehabilitation Administration-Delivery	14H	LMH	\$3,000.80
2016	51	1335	6108730	14H Rehabilitation Administration-Delivery	14H	LMH	\$2,999.22
2016	51	1335	6111730	14H Rehabilitation Administration-Delivery	14H	LMH	\$2,995.26
2016	51	1335	6116337	14H Rehabilitation Administration-Delivery	14H	LMH	\$2,989.76
2016	51	1335	6120848	14H Rehabilitation Administration-Delivery	14H	LMH	\$2,989.77
2016	51	1335	6126174	14H Rehabilitation Administration-Delivery	14H	LMH	\$2,989.85
2016	51	1335	6129999	14H Rehabilitation Administration-Delivery	14H	LMH	\$2,989.76
2016	51	1335	6134771	14H Rehabilitation Administration-Delivery	14H	LMH	\$2,995.26
2016	51	1335	6139657	14H Rehabilitation Administration-Delivery	14H	LMH	\$2,984.26
2016	51	1335	6143988	14H Rehabilitation Administration-Delivery	14H	LMH	\$2,989.75
2016	51	1335	6149356	14H Rehabilitation Administration-Delivery	14H	LMH	\$2,989.76
2016	51	1335	6153772	14H Rehabilitation Administration-Delivery	14H	LMH	\$2,989.75
2016	51	1335	6158189	14H Rehabilitation Administration-Delivery	14H	LMH	\$2,989.77
2016	51	1335	6161863	14H Rehabilitation Administration-Delivery	14H	LMH	\$2,989.76
2016	51	1335	6166491	14H Rehabilitation Administration-Delivery	14H	LMH	\$2,247.06
					14H	Matrix Code	<u>\$77,138.95</u>
Total							\$1,441,972.32

LINE 27 DETAIL: ACTIVITIES INCLUDED IN THE COMPUTATION OF LINE 27

Plan Year	IDIS Project	IDIS Activity	Voucher Number	Activity Name	Matrix Code	National Objective	Drawn Amount
2016	38	1318	6065150	Program Rental costs & Salary-Family Promise	03T	LMC	\$8,012.52
2016	38	1318	6075197	Program Rental costs & Salary-Family Promise	03T	LMC	\$2,172.45
2017	26	1356	6115173	Family Promise-Prog. Rental Costs&Salary	03T	LMC	\$20,000.00
					03T	Matrix Code	<u>\$30,184.97</u>
2017	21	1358	6122494	Employment Horizons-Transportation Van	05E	LMC	\$20,000.00
					05E	Matrix Code	<u>\$20,000.00</u>
2017	14	1359	6164936	JBWS-Children's Program	05G	LMC	\$20,000.00
					05G	Matrix Code	<u>\$20,000.00</u>
2016	41	1320	6065150	Educational Assistance-Mental Health	05H	LMC	\$2,079.99
2016	41	1320	6091199	Educational Assistance-Mental Health	05H	LMC	\$1,119.99
2016	41	1320	6122494	Educational Assistance-Mental Health	05H	LMC	\$2,633.45
2016	41	1320	6145699	Educational Assistance-Mental Health	05H	LMC	\$126.87
					05H	Matrix Code	<u>\$5,960.30</u>
2016	42	1322	6060600	Childcare Scholarships-Children on the Green	05L	LMC	\$2,814.08
2016	42	1322	6136216	Childcare Scholarships-Children on the Green	05L	LMC	\$9,248.20
2016	42	1323	6060600	Morristown Neighborhood House	05L	LMC	\$12,004.48
2016	42	1324	6069633	Day Care Scholarships-Salvation Army	05L	LMC	\$20,000.00
2017	18	1362	6122494	Neighborhood House-Childcare Scholarships	05L	LMC	\$7,804.00
2017	18	1362	6149893	Neighborhood House-Childcare Scholarships	05L	LMC	\$6,341.00
2017	18	1362	6164936	Neighborhood House-Childcare Scholarships	05L	LMC	\$5,855.00
					05L	Matrix Code	<u>\$64,066.76</u>
2016	45	1325	6060600	Case Supervisor Positions-CASA	05N	LMC	\$3,391.40
2016	45	1326	6060600	Clinical Counseling Program-Deirdre O'Brien	05N	LMC	\$11,185.68
2017	19	1363	6115173	CASA - Case Supervisor	05N	LMC	\$19,920.00
2017	19	1363	6145699	CASA - Case Supervisor	05N	LMC	\$19,996.95
2017	20	1365	6122500	Deirdre O'Brien-Clinical Counseling Prog.	05N	LMC	\$12,237.25
2017	20	1365	6128032	Deirdre O'Brien-Clinical Counseling Prog.	05N	LMC	\$6,588.46
2017	20	1365	6145699	Deirdre O'Brien-Clinical Counseling Prog.	05N	LMC	\$3,155.38
2017	20	1365	6149893	Deirdre O'Brien-Clinical Counseling Prog.	05N	LMC	\$5,290.76
2017	20	1365	6160856	Deirdre O'Brien-Clinical Counseling Prog.	05N	LMC	\$5,890.70
2017	23	1364	6145699	Hope House-Fix-It Program	05N	LMC	\$23,856.18



Office of Community Planning and Development
 U.S. Department of Housing and Urban Development
 Integrated Disbursement and Information System
 PR26 - CDBG Financial Summary Report
 Program Year 2017
 MORRIS COUNTY , NJ

DATE: 08-21-18
 TIME: 9:04
 PAGE: 5

Plan Year	IDIS Project	IDIS Activity	Voucher Number	Activity Name	Matrix Code	National Objective	Drawn Amount
2017	23	1364	6160856	Hope House-Fix-It Program	05N	LMC	\$24,410.92
					05N	Matrix Code	\$135,923.68
Total							\$276,135.71

LINE 37 DETAIL: ACTIVITIES INCLUDED IN THE COMPUTATION OF LINE 37

Plan Year	IDIS Project	IDIS Activity	Voucher Number	Activity Name	Matrix Code	National Objective	Drawn Amount
2016	29	1329	6059223	Administration	21A		\$4,918.51
2016	29	1329	6060600	Administration	21A		\$11.32
2016	29	1329	6064054	Administration	21A		\$4,918.52
2016	29	1329	6065150	Administration	21A		\$2,046.90
2016	29	1329	6068252	Administration	21A		\$6,084.52
2016	29	1329	6069636	Administration	21A		\$20.90
2016	29	1329	6072547	Administration	21A		\$5,049.21
2016	29	1329	6075207	Administration	21A		\$560.00
2016	29	1329	6076839	Administration	21A		\$4,959.83
2016	29	1329	6079062	Administration	21A		\$69.46
2016	29	1329	6079600	Administration	21A		\$31.88
2016	29	1329	6080218	Administration	21A		\$4,947.03
2016	29	1329	6081035	Administration	21A		\$114.61
2016	29	1329	6082921	Administration	21A		\$218.89
2016	29	1329	6084435	Administration	21A		\$5,034.29
2016	29	1329	6086160	Administration	21A		\$15,006.14
2016	29	1329	6086968	Administration	21A		\$4,087.50
2016	29	1329	6088167	Administration	21A		\$4,966.34
2016	29	1329	6089268	Administration	21A		\$86.46
2016	29	1329	6091199	Administration	21A		\$27,272.43
2016	29	1329	6091947	Administration	21A		\$4,988.76
2016	29	1329	6092615	Administration	21A		\$67.68
2016	29	1329	6095424	Administration	21A		\$45.76
2016	29	1329	6095917	Administration	21A		\$4,930.95
2016	29	1329	6096837	Administration	21A		\$69.98
2016	29	1329	6099374	Administration	21A		\$4,959.86
2016	29	1329	6099988	Administration	21A		\$284.75
2016	29	1329	6104006	Administration	21A		\$146.85
2016	29	1329	6108730	Administration	21A		\$46.10
2016	29	1329	6122494	Administration	21A		\$102.97
2017	33	1368	6104006	CDBG Administration	21A		\$5,059.85
2017	33	1368	6108730	CDBG Administration	21A		\$4,950.76
2017	33	1368	6111730	CDBG Administration	21A		\$4,950.44
2017	33	1368	6115173	CDBG Administration	21A		\$400.00
2017	33	1368	6115286	CDBG Administration	21A		\$32.47
2017	33	1368	6116337	CDBG Administration	21A		\$4,915.33
2017	33	1368	6117507	CDBG Administration	21A		\$65.06
2017	33	1368	6120848	CDBG Administration	21A		\$4,940.93
2017	33	1368	6122494	CDBG Administration	21A		\$25,488.84
2017	33	1368	6125848	CDBG Administration	21A		\$65.75
2017	33	1368	6126174	CDBG Administration	21A		\$4,902.23
2017	33	1368	6126499	CDBG Administration	21A		\$28.61
2017	33	1368	6128318	CDBG Administration	21A		\$3.05
2017	33	1368	6129999	CDBG Administration	21A		\$4,940.91
2017	33	1368	6134771	CDBG Administration	21A		\$4,877.28
2017	33	1368	6136216	CDBG Administration	21A		\$1,500.00
2017	33	1368	6139657	CDBG Administration	21A		\$4,864.13
2017	33	1368	6143988	CDBG Administration	21A		\$4,889.75



Office of Community Planning and Development
 U.S. Department of Housing and Urban Development
 Integrated Disbursement and Information System
 PR26 - CDBG Financial Summary Report
 Program Year 2017
 MORRIS COUNTY , NJ

DATE: 08-21-18
 TIME: 9:04
 PAGE: 6

Plan Year	IDIS Project	IDIS Activity	Voucher Number	Activity Name	Matrix Code	National Objective	Drawn Amount
2017	33	1368	6145699	CDBG Administration	21A		\$6,550.58
2017	33	1368	6145856	CDBG Administration	21A		\$8.25
2017	33	1368	6149356	CDBG Administration	21A		\$4,918.52
2017	33	1368	6149893	CDBG Administration	21A		\$2,330.00
2017	33	1368	6150004	CDBG Administration	21A		\$62.78
2017	33	1368	6150213	CDBG Administration	21A		\$115.04
2017	33	1368	6151429	CDBG Administration	21A		\$40.95
2017	33	1368	6151694	CDBG Administration	21A		\$209.54
2017	33	1368	6153772	CDBG Administration	21A		\$4,902.52
2017	33	1368	6154653	CDBG Administration	21A		\$10.00
2017	33	1368	6155395	CDBG Administration	21A		\$87.72
2017	33	1368	6158189	CDBG Administration	21A		\$4,912.11
2017	33	1368	6160856	CDBG Administration	21A		\$2,796.77
2017	33	1368	6161863	CDBG Administration	21A		\$4,889.74
2017	33	1368	6164936	CDBG Administration	21A		\$25,040.32
2017	33	1368	6166491	CDBG Administration	21A		\$9,083.28
					21A		
						Matrix Code	<u>\$248,881.91</u>
Total							\$248,881.91

PR26 - Activity Summary by Selected Grant

Date Generated: 08/31/2018

Grantee: MORRIS COUNTY

Grant Year: 2017

Total Grant Amount for 2017 Grant year = \$1,769,115.00													
State	Grantee Name	Grant Year	Grant Number	Activity Group	Matrix Code	National Objective	IDIS Activity	Activity Status	Amount Funded From Selected Grant	Amount Drawn From Selected Grant	% of CDBG Drawn From Selected Grant/Grant Amount	Total CDBG Funded Amount (All Years All Sources)	Total CDBG Drawn Amount (All Years All Sources)
NJ	MORRIS COUNTY	2017	B17UC340105	Administrative And Planning	21A		1368	Open	\$353,823.00	\$186,743.66		\$353,823.00	\$186,743.66
				Administrative And Planning					\$353,823.00	\$186,743.66	10.56%	\$353,823.00	\$186,743.66
NJ	MORRIS COUNTY	2017	B17UC340105	Housing	14A	LMH	1343	Open	\$112,225.00	\$1,000.00		\$204,446.00	\$93,221.00
NJ	MORRIS COUNTY	2017	B17UC340105	Housing	14A	LMH	1364	Open	\$99,600.00	\$48,267.10		\$99,600.00	\$48,267.10
NJ	MORRIS COUNTY	2017	B17UC340105	Housing	14A	LMH	1367	Open	\$42,000.00	\$0.00		\$42,000.00	\$0.00
NJ	MORRIS COUNTY	2017	B17UC340105	Housing	14A	LMH	1374	Open	\$73,000.00	\$12,700.12		\$73,000.00	\$12,700.12
NJ	MORRIS COUNTY	2017	B17UC340105	Housing	14B	LMH	1366	Open	\$47,500.00	\$14,538.00		\$47,500.00	\$14,538.00
				Housing					\$374,325.00	\$76,505.22	4.32%	\$466,546.00	\$168,726.22
NJ	MORRIS COUNTY	2017	B17UC340105	Public Improvements	03A	LMC	1344	Open	\$60,000.00	\$0.00		\$60,000.00	\$0.00
NJ	MORRIS COUNTY	2017	B17UC340105	Public Improvements	03F	LMA	1347	Open	\$80,000.00	\$0.00		\$80,000.00	\$0.00
NJ	MORRIS COUNTY	2017	B17UC340105	Public Improvements	03F	LMC	1348	Open	\$53,550.00	\$0.00		\$53,550.00	\$0.00
NJ	MORRIS COUNTY	2017	B17UC340105	Public Improvements	03J	LMA	1349	Open	\$65,000.00	\$0.00		\$65,000.00	\$0.00
NJ	MORRIS COUNTY	2017	B17UC340105	Public Improvements	03J	LMA	1350	Open	\$44,320.00	\$0.00		\$44,320.00	\$0.00
NJ	MORRIS COUNTY	2017	B17UC340105	Public Improvements	03K	LMA	1351	Open	\$75,700.00	\$0.00		\$75,700.00	\$0.00
NJ	MORRIS COUNTY	2017	B17UC340105	Public Improvements	03K	LMA	1352	Open	\$80,000.00	\$0.00		\$80,000.00	\$0.00
NJ	MORRIS COUNTY	2017	B17UC340105	Public Improvements	03K	LMA	1353	Open	\$80,000.00	\$0.00		\$80,000.00	\$0.00
NJ	MORRIS COUNTY	2017	B17UC340105	Public Improvements	03O	LMA	1354	Open	\$77,000.00	\$0.00		\$77,000.00	\$0.00
NJ	MORRIS COUNTY	2017	B17UC340105	Public Improvements	03P	LMC	1355	Open	\$80,000.00	\$50,000.00		\$80,000.00	\$50,000.00
				Public Improvements					\$695,570.00	\$50,000.00	2.83%	\$695,570.00	\$50,000.00
NJ	MORRIS COUNTY	2017	B17UC340105	Public Services	03T	LMC	1356	Completed	\$20,000.00	\$20,000.00		\$20,000.00	\$20,000.00
NJ	MORRIS COUNTY	2017	B17UC340105	Public Services	05D	LMC	1357	Open	\$12,000.00	\$0.00		\$12,000.00	\$0.00
NJ	MORRIS COUNTY	2017	B17UC340105	Public Services	05E	LMC	1358	Completed	\$20,000.00	\$20,000.00		\$20,000.00	\$20,000.00
NJ	MORRIS COUNTY	2017	B17UC340105	Public Services	05G	LMC	1359	Completed	\$20,000.00	\$20,000.00		\$20,000.00	\$20,000.00
NJ	MORRIS COUNTY	2017	B17UC340105	Public Services	05L	LMC	1360	Open	\$23,367.00	\$0.00		\$23,367.00	\$0.00
NJ	MORRIS COUNTY	2017	B17UC340105	Public Services	05L	LMC	1361	Open	\$50,000.00	\$0.00		\$50,000.00	\$0.00
NJ	MORRIS COUNTY	2017	B17UC340105	Public Services	05L	LMC	1362	Completed	\$20,000.00	\$20,000.00		\$20,000.00	\$20,000.00
NJ	MORRIS COUNTY	2017	B17UC340105	Public Services	05N	LMC	1363	Completed	\$50,000.00	\$50,000.00		\$50,000.00	\$50,000.00
NJ	MORRIS COUNTY	2017	B17UC340105	Public Services	05N	LMC	1365	Completed	\$50,000.00	\$50,000.00		\$50,000.00	\$50,000.00
				Public Services					\$265,367.00	\$180,000.00	10.17%	\$265,367.00	\$180,000.00
				Total 2017					\$1,689,085.00	\$493,248.88	27.88%	\$1,781,306.00	\$585,469.88
				Grand Total					\$1,689,085.00	\$493,248.88	27.88%	\$1,781,306.00	\$585,469.88

U.S. Department of Housing and Urban Development
Office of Community Planning and Development
Integrated Disbursement and Information System
Home Matching Liability Report

DATE: 08-22-18
TIME: 9:01
PAGE: 1

MORRIS COUNTY, NJ

Fiscal Year	Match Percent	Total Disbursements	Disbursements Requiring Match	Match Liability Amount
1997	25.0%	\$354,452.09	\$312,276.98	\$78,069.24
1998	25.0%	\$659,297.87	\$592,807.58	\$148,201.89
1999	25.0%	\$1,221,467.44	\$1,140,816.93	\$285,204.23
2000	25.0%	\$799,017.31	\$755,618.90	\$188,904.72
2001	25.0%	\$296,646.92	\$253,881.77	\$63,470.44
2002	25.0%	\$675,310.46	\$629,175.00	\$157,293.75
2003	25.0%	\$1,046,586.36	\$981,108.98	\$245,277.24
2004	25.0%	\$1,205,150.97	\$1,118,937.05	\$279,734.26
2005	25.0%	\$972,494.02	\$851,268.65	\$212,817.16
2006	25.0%	\$1,697,192.12	\$1,594,635.22	\$398,658.80
2007	25.0%	\$572,219.29	\$451,956.98	\$112,989.24
2008	25.0%	\$1,669,772.75	\$1,601,317.78	\$400,329.44
2009	25.0%	\$704,094.32	\$617,583.16	\$154,395.79
2010	25.0%	\$804,410.42	\$737,661.01	\$184,415.25
2011	25.0%	\$1,631,089.29	\$1,554,699.22	\$388,674.80
2012	25.0%	\$1,215,812.22	\$1,110,023.87	\$277,505.96
2013	0.0%	\$917,696.26	\$0.00	\$0.00

IDIS - PR33

U.S. Department of Housing and Urban Development
Office of Community Planning and Development
Integrated Disbursement and Information System
Home Matching Liability Report

DATE: 08-22-18
TIME: 9:01
PAGE: 2

2014	0.0%	\$384,209.52	\$0.00	\$0.00
2015	25.0%	\$326,253.31	\$267,567.70	\$66,891.92
2016	25.0%	\$804,541.35	\$719,417.57	\$179,854.39
2017	25.0%	\$746,038.48	\$672,503.02	\$168,125.75