

**APPENDIX C:
TRIP DISTRIBUTION DIAGRAMS**



AM Peak Hour
7:30 AM - 8:30 AM



PM Peak Hour
4:30 PM - 5:30 PM



Key:
Vehicles & Trucks
(Pedestrians)



365 West Passaic Street
Rochelle Park, NJ 07662-3017
Tel: 201.587.9040
Fax: 201.587.0444

EAST HANOVER AVENUE
CORRIDOR TRAFFIC STUDY
MORRIS COUNTY, NJ

APPENDIX C
Proposed ShopRite Center
Trip Distribution

AM Peak Hour
7:30 AM - 8:30 AM



PM Peak Hour
4:30 PM - 5:30 PM



Key:
Vehicles & Trucks
(Pedestrians)

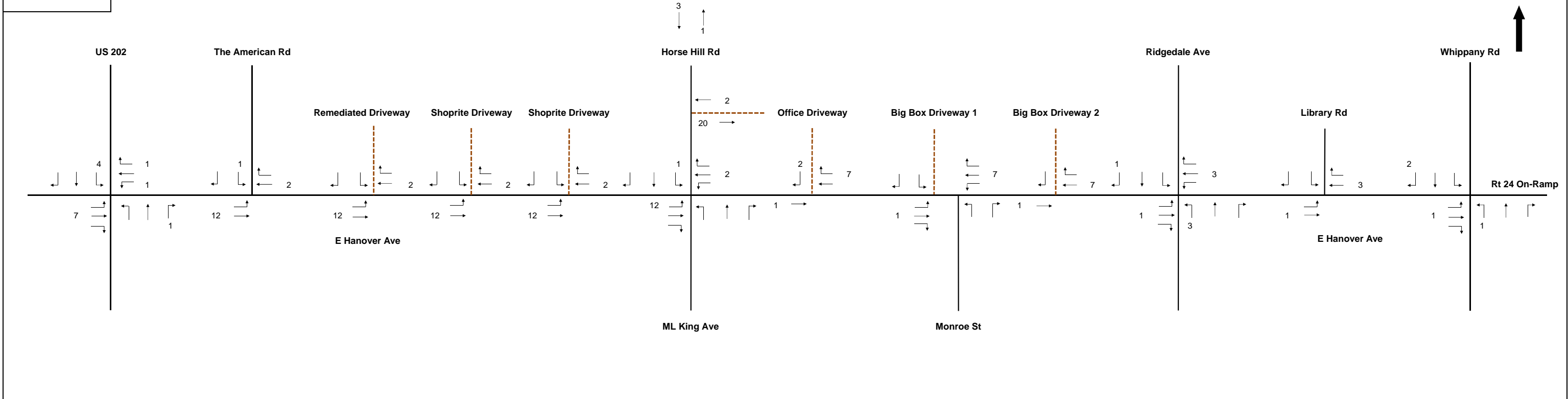


365 West Passaic Street
Rochelle Park, NJ 07662-3017
Tel: 201.587.9040
Fax: 201.587.0444

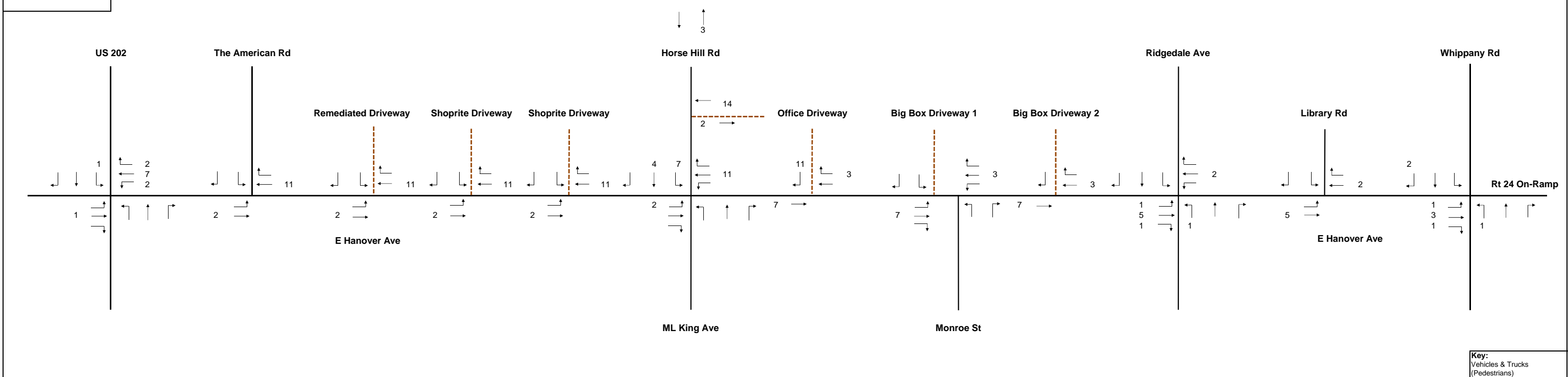
EAST HANOVER AVENUE
CORRIDOR TRAFFIC STUDY
MORRIS COUNTY, NJ

APPENDIX C
Proposed American Road Residential
Trip Distribution

AM Peak Hour
7:30 AM - 8:30 AM



PM Peak Hour
4:30 PM - 5:30 PM



Key:
Vehicles & Trucks
(Pedestrians)

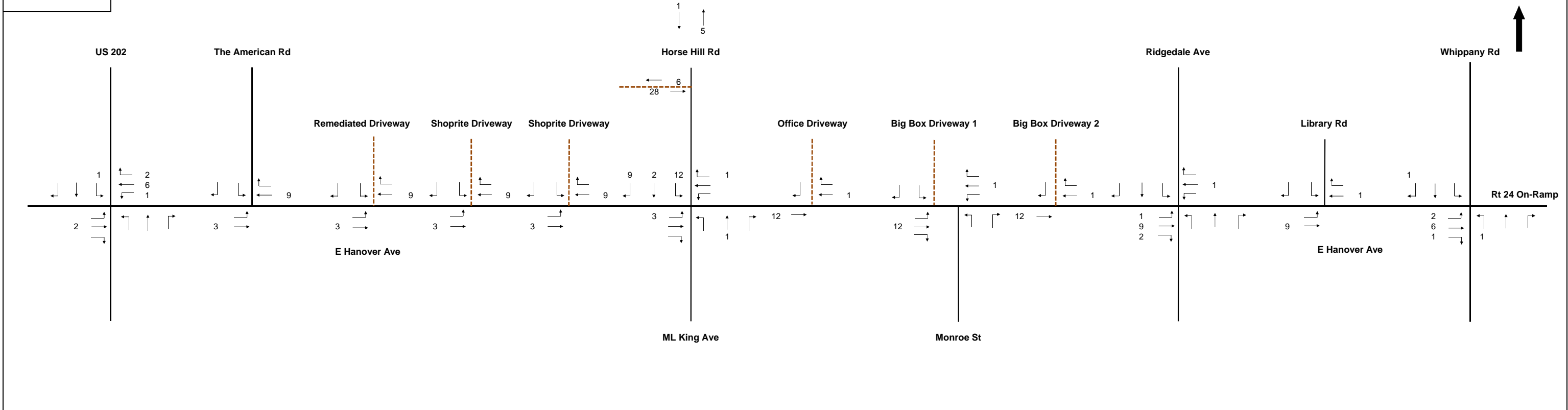
365 West Passaic Street
Rochelle Park, NJ 07662-3017
Tel: 201.587.9040
Fax: 201.587.0444



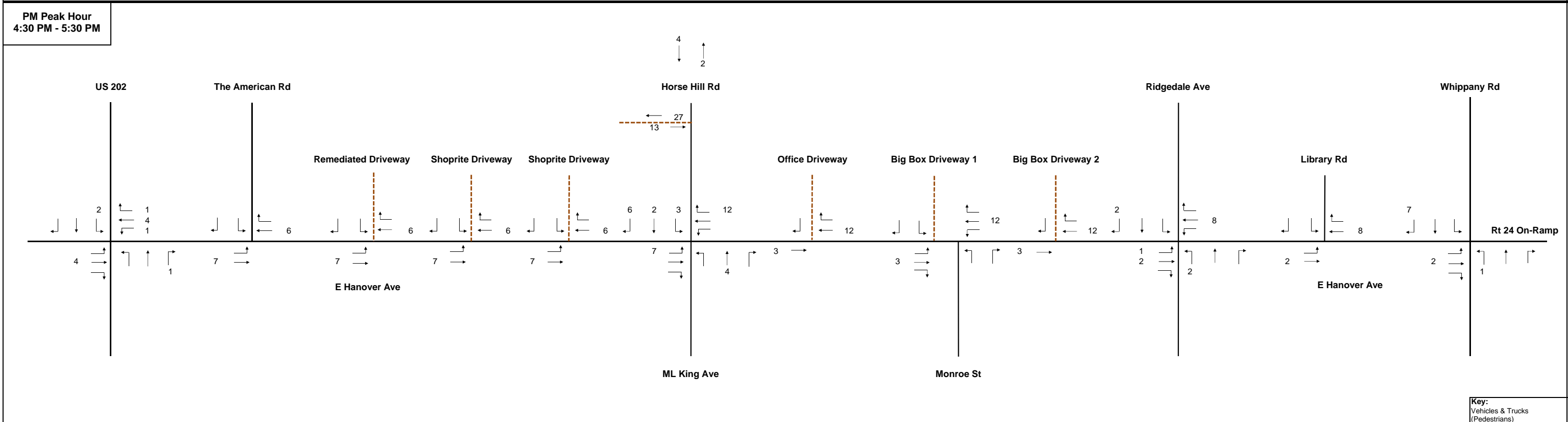
EAST HANOVER AVENUE
CORRIDOR TRAFFIC STUDY
MORRIS COUNTY, NJ

APPENDIX C
Proposed Office Building - NE Corner of East Hanover Ave and Horse Hill Road
Trip Distribution

AM Peak Hour
7:30 AM - 8:30 AM



PM Peak Hour
4:30 PM - 5:30 PM



Key:
Vehicles & Trucks
(Pedestrians)

365 West Passaic Street
Rochelle Park, NJ 07662-3017
Tel: 201.587.9040
Fax: 201.587.0444



EAST HANOVER AVENUE
CORRIDOR TRAFFIC STUDY
MORRIS COUNTY, NJ

APPENDIX C
Proposed Residential on Horse Hill Road - North of Shoprite Center
Trip Distribution

AM Peak Hour
7:30 AM - 8:30 AM



PM Peak Hour
4:30 PM - 5:30 PM



Key:
Vehicles & Trucks
(Pedestrians)

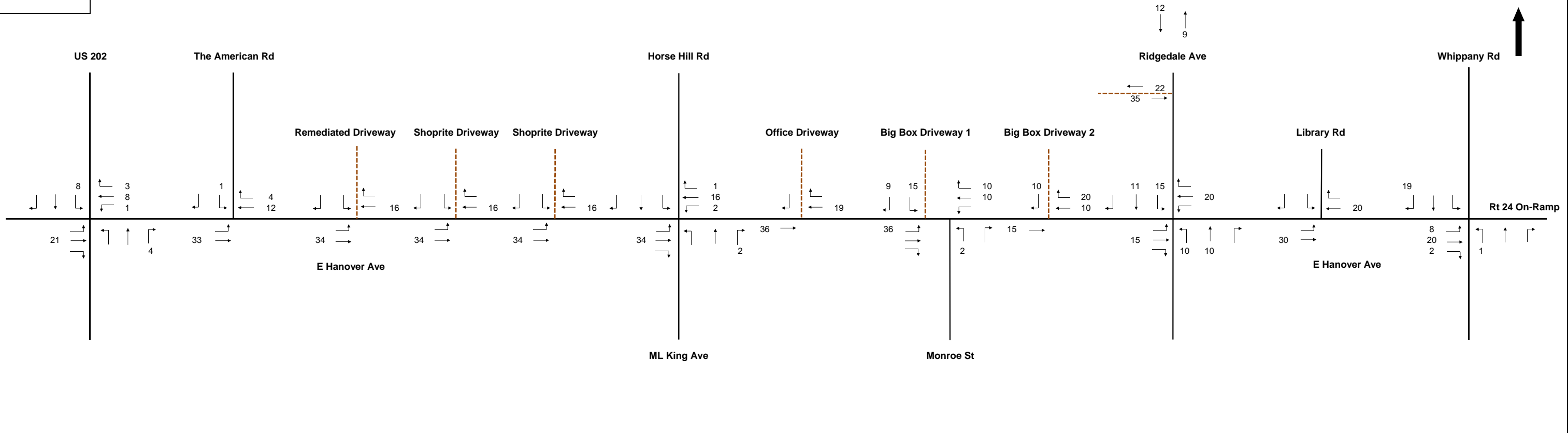


365 West Passaic Street
Rochelle Park, NJ 07662-3017
Tel: 201.587.9040
Fax: 201.587.0444

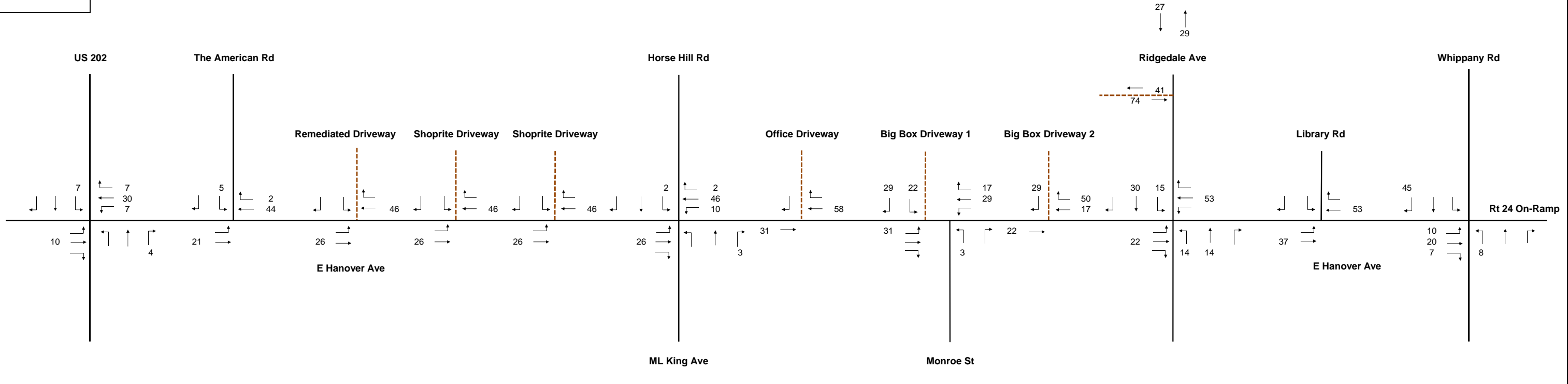
EAST HANOVER AVENUE
CORRIDOR TRAFFIC STUDY
MORRIS COUNTY, NJ

APPENDIX C
Proposed Bell Labs Redevelopment
Trip Distribution

AM Peak Hour
7:30 AM - 8:30 AM



PM Peak Hour
4:30 PM - 5:30 PM



Key:
Vehicles & Trucks
(Pedestrians)



365 West Passaic Street
Rochelle Park, NJ 07662-3017
Tel: 201.587.9040
Fax: 201.587.0444

EAST HANOVER AVENUE
CORRIDOR TRAFFIC STUDY
MORRIS COUNTY, NJ

APPENDIX C
Proposed Big Box Retail Center at Ridgedale Ave
Trip Distribution

AM Peak Hour
7:30 AM - 8:30 AM



PM Peak Hour
4:30 PM - 5:30 PM



Key:
Vehicles & Trucks
(Pedestrians)



365 West Passaic Street
Rochelle Park, NJ 07662-3017
Tel: 201.587.9040
Fax: 201.587.0444

EAST HANOVER AVENUE
CORRIDOR TRAFFIC STUDY
MORRIS COUNTY, NJ

APPENDIX C
Proposed Warehouse on The American Road
Trip Distribution

AM Peak Hour
7:30 AM - 8:30 AM



PM Peak Hour
4:30 PM - 5:30 PM



Key:
Vehicles & Trucks
(Pedestrians)



365 West Passaic Street
Rochelle Park, NJ 07662-3017
Tel: 201.587.9040
Fax: 201.587.0444

EAST HANOVER AVENUE
CORRIDOR TRAFFIC STUDY
MORRIS COUNTY, NJ

APPENDIX C
Proposed Remediated Site Redevelopment
Trip Distribution