



FY 2016 Comprehensive Annual Performance and Evaluation Report (CAPER)

Morris COUNTY, NJ

September 2017

Prepared by:
The Morris County Department of
Human Services

and

Mullin & Lonergan Associates, Inc.

Table of Contents

CR-05 - Goals and Outcomes	2
CR-10 - Racial and Ethnic composition of families assisted	7
CR-15 - Resources and Investments 91.520(a)	8
CR-20 - Affordable Housing 91.520(b)	15
CR-25 - Homeless and Other Special Needs 91.220(d, e); 91.320(d, e); 91.520(c)	17
CR-30 - Public Housing 91.220(h); 91.320(j)	21
CR-35 - Other Actions 91.220(j)-(k); 91.320(i)-(j)	22
CR-40 - Monitoring 91.220 and 91.230	26
CR-45 - CDBG 91.520(c)	28
CR-50 - HOME 91.520(d)	29
CR-60 - ESG 91.520(g) (ESG Recipients only)	31
CR-65 - Persons Assisted	34
CR-70 – ESG 91.520(g) - Assistance Provided and Outcomes	36
CR-75 – Expenditures	38
Section 3 Reports	41
IDIS Reports	42

CR-05 - Goals and Outcomes

Progress the jurisdiction has made in carrying out its strategic plan and its action plan. 91.520(a)

This could be an overview that includes major initiatives and highlights that were proposed and executed throughout the program year.

Comparison of the proposed versus actual outcomes for each outcome measure submitted with the consolidated plan and explain, if applicable, why progress was not made toward meeting goals and objectives. 91.520(g)

Categories, priority levels, funding sources and amounts, outcomes/objectives, goal outcome indicators, units of measure, targets, actual outcomes/outputs, and percentage completed for each of the grantee's program year goals.

Goal	Category	Source / Amount	Indicator	Unit of Measure	Expected – Strategic Plan	Actual – Strategic Plan	Percent Complete	Expected – Program Year	Actual – Program Year	Percent Complete
Administration	Administration	CDBG: \$322,645.42 / HOME: \$76,203.20	Other	Other	5	2	40.00%	1	1	100.00%
Create/preserve homeownership opportunities	Affordable Housing	CDBG: \$100,000 / HOME: \$	Rental units constructed	Household Housing Unit	56	56		0	56	
Create/preserve homeownership opportunities	Affordable Housing	CDBG: \$ / HOME: \$162,526.65	Homeowner Housing Added	Household Housing Unit	20	6	0.00%	5	5	0.00%
Create/preserve homeownership opportunities	Affordable Housing	CDBG: \$443,864.74 / HOME: \$	Homeowner Housing Rehabilitated	Household Housing Unit	200	219	109%	240	129	
Create/preserve homeownership opportunities	Affordable Housing	CDBG: \$ / HOME: \$	Direct Financial Assistance to Homebuyers	Households Assisted	20	0	0.00%	0	0	0

Goal	Category	Source / Amount	Indicator	Unit of Measure	Expected – Strategic Plan	Actual – Strategic Plan	Percent Complete	Expected – Program Year	Actual – Program Year	Percent Complete
Create/preserve rental housing	Affordable Housing	CDBG: 0 / HOME: \$459,569.74	Rental units constructed	Household Housing Unit	100	0	0.00%	2	0	100.00%
Create/preserve rental housing	Affordable Housing	CDBG: / HOME: \$	Rental units rehabilitated	Household Housing Unit	100	0	0.00%			
Housing for persons who are homeless	Public Housing Homeless	CDBG: \$ / HOME: \$141,919/ ESG: \$	Tenant-based rental assistance / Rapid Rehousing	Households Assisted	65	31	47.69%	15	16	0.00%
Housing for persons who are homeless	Public Housing Homeless	CDBG: \$35000 / HOME: \$ / ESG: \$50,000	Homeless Person Overnight Shelter	Persons Assisted	1000	313	31.30%	661	275	41.60%
Housing for persons who are homeless	Public Housing Homeless	CDBG: \$35000 / HOME: \$ / ESG: \$63,367	Homelessness Prevention	Persons Assisted	1000	269	26.90%	190	173	91.05%

Goal	Category	Source / Amount	Indicator	Unit of Measure	Expected – Strategic Plan	Actual – Strategic Plan	Percent Complete	Expected – Program Year	Actual – Program Year	Percent Complete
Improve/expand infrastructure	Non-Housing Community Development	CDBG: \$633,667	Public Facility or Infrastructure Activities other than Low/Moderate Income Housing Benefit	Persons Assisted	35000	133000	380%	9414	110221	1171%
Improve/expand public facilities	Non-Housing Community Development	CDBG: \$216252.91	Public Facility or Infrastructure Activities other than Low/Moderate Income Housing Benefit	Persons Assisted	35000	17453	50%	19335	10238	53%
Non-homeless special needs housing	Affordable Housing Non-Homeless Special Needs	CDBG: \$ / HOME: \$	Public service activities for Low/Moderate Income Housing Benefit	Households Assisted	0	0	0	2	0	0.00%
Non-homeless special needs housing	Affordable Housing Non-Homeless Special Needs	CDBG: \$7200 / HOME: \$	Other	Other	10	0	0.00%		0	

Public services	Non-Homeless Special Needs Non-Housing Community Development	CDBG: \$247,265.38	Public service activities other than Low/Moderate Income Housing Benefit	Persons Assisted	2300	1772	%	364	1,114	306%
Public services	Non-Homeless Special Needs Non-Housing Community Development	CDBG: \$24,815.03	Homeless Person Overnight Shelter	Persons Assisted	10000	313		0	269	

Table 1 - Accomplishments – Program Year & Strategic Plan to Date

Assess how the jurisdiction’s use of funds, particularly CDBG, addresses the priorities and specific objectives identified in the plan, giving special attention to the highest priority activities identified.

Morris County allocated CDBG, HOME and ESG funding to address high priority goals and objectives as outlined in the Five Year Consolidated Plan. For FY 2015-2019, Morris County has identified the following goals and outcomes:

- Creation and preservation of rental housing for low-income households
- Creation and preservation of affordable homeownership housing
- Support activities that prevent homelessness
- Support the ongoing operation and preservation of shelter facilities for homeless
- Support activities that move persons experiencing homelessness to permanent housing
- Improve and expand public facilities to serve low income populations
- Improve and expand infrastructure to serve low income populations
- Support public services for children and homeless and special needs populations

FY 2016 activities, particularly CDBG, met the needs of the low income community by providing infrastructure and facility improvements, housing for low income and special needs populations and services for the homeless. There are several HOME funded activities underway and one was completed in FY 2016. The Emergency Solutions Grant program provides shelter, outreach and rapid-rehousing to homeless families and individuals.

CR-10 - Racial and Ethnic composition of families assisted

Describe the families assisted (including the racial and ethnic status of families assisted).

91.520(a)

	CDBG	HOME	ESG
White	988	17	0
Black or African American	238	17	0
Asian	49	0	0
American Indian or American Native	6	0	0
Native Hawaiian or Other Pacific Islander	1	0	0
Total	1,282	34	0
Hispanic	531	1	0
Not Hispanic	751	33	0

Table 2 – Table of assistance to racial and ethnic populations by source of funds

Narrative

Morris County allocated CDBG, HOME and ESG funding to address high priority goals and objectives as outlined in the Five Year Consolidated Plan. For FY 2015-2019, Morris County has identified the following goals and outcomes:

- Creation and preservation of rental housing for low-income households
- Creation and preservation of affordable homeownership housing
- Support activities that prevent homelessness
- Support the ongoing operation and preservation of shelter facilities for homeless
- Support activities that move persons experiencing homelessness to permanent housing
- Improve and expand public facilities to serve low income populations
- Improve and expand infrastructure to serve low income populations
- Support public services for children and homeless and special needs populations

FY 2016 activities, particularly CDBG, met the needs of the low income community by providing infrastructure and facility improvements, housing for low income and special needs populations and services for the homeless. There are several HOME funded activities underway and one was completed in FY 2016. The Emergency Solutions Grant program provides shelter, outreach and rapid-rehousing to homeless families and individuals.

CR-15 - Resources and Investments 91.520(a)

Identify the resources made available

Source of Funds	Source	Resources Made Available	Amount Expended During Program Year
CDBG	CDBG	1,848,848	\$1,878,603.34
HOME	HOME	603,869	804,541.35
ESG	ESG	153,439	114,706.15

Table 3 - Resources Made Available

Narrative

CDBG : Resources made available for FY 2016 include the FY 2016 grant of \$1,748,848 and program income received of \$80,868.97 for a total of \$1,829,717 . In addition there was \$1,939,374.44 remaining in prior years funds for a total of \$3,769,091.44. PR 26 shows that there was a total of \$1,878,603.34 expended for CDBG during FY 2016. There is a balance of funds remaining of \$1,890,488.07 which is committed to a variety of activities as shown in PR 03.

HOME: Resources made available for FY 2016 include the FY 2016 grant of \$603,869 and \$5,225 in funds returned from the sale of a homebuyer unit and \$2500 in Program income. The repaid funds and Program income will be allocated in program year 2017. During the year, the County had \$1,042,967.95 from older years for a total available of \$1,652,061.95. During FY 2016, Morris County spent the sum of \$ 804,541.35 including funds from FY 2013, 2014, 2015 and 2016.

ESG: Resources made available for FY 2016 include the FY 2016 grant of \$ 153,439. There was \$51,203.15 remaining from the FY 2015 to disburse.

Identify the geographic distribution and location of investments

Target Area	Planned Percentage of Allocation	Actual Percentage of Allocation	Narrative Description
Countywide	100	100	No target area

Table 4 – Identify the geographic distribution and location of investments

Narrative

The geographic area within the Consortium consists of all the 39 municipalities making up Morris County, with a land area of 469 square miles. 2010 Census figures indicate a total population of 492,276. In terms of race, the population's major constituent groups consist of 3.1% Black or African American, 9.0% Asian, and 82.6% White. When considering origin and race, 11.5% of the total population is Hispanic/Latino. Pockets, or concentrations of these subpopulations, occur in 14 of the county's 39 municipalities.

The County does not set priorities for allocating investments geographically. Funding awards are based on need and activity eligibility within low income areas. Assistance is spread throughout the consortium

with actual locations determined by applications received and funding availability. Activities have been recommended for funding in areas of minority concentrations in the Town of Boonton, the Budd Lake section of Mt. Olive, Town of Morristown, Borough of Rockaway and Borough of Wharton. The Township of Parsippany-Troy Hills determines the location of activities to be assisted with CDBG funds within the Township.

Leveraging

Explain how federal funds leveraged additional resources (private, state and local funds), including a description of how matching requirements were satisfied, as well as how any publicly owned land or property located within the jurisdiction that were used to address the needs identified in the plan.

Typically, other resources made available to meet the needs identified in the Consolidated Plan include state and municipal funds, County grant-in-aid, weatherization funds, private foundations, private donations, volunteer labor and private loans from lending institutions.

HOME and HESG require match. The HOME match is 25% of the grant funds received. The match liability for Morris county for FY 2016 was \$179,854.39 based on expenditures of \$719,417.57 (excludes administrative funds received) as reported on PR33. ESG match is 100% and is provided by individual non-profit agencies that receive the funds.

Fiscal Year Summary – HOME Match	
1. Excess match from prior Federal fiscal year	11,039,292
2. Match contributed during current Federal fiscal year	1,654,571
3 .Total match available for current Federal fiscal year (Line 1 plus Line 2)	12,693,863
4. Match liability for current Federal fiscal year	179,854.39
5. Excess match carried over to next Federal fiscal year (Line 3 minus Line 4)	12,514,008.61

Table 5 – Fiscal Year Summary - HOME Match Report

Match Contribution for the Federal Fiscal Year								
Project No. or Other ID	Date of Contribution	Cash (non-Federal sources)	Foregone Taxes, Fees, Charges	Appraised Land/Real Property	Required Infrastructure	Site Preparation, Construction Materials, Donated labor	Bond Financing	Total Match
12/13 1227 Carleton	03/31/2017	285,000	0	0	0	0	0	285,000
12/14 1305 Monroe	12/29/2016	96,602	0	0	0	0	0	96,602
12/14 2172 Harding	07/12/2016	526,600	0	0	0	0	0	526,600
12/15 1261 Abbott	06/15/2017	306,875	0	0	0	0	0	306,875
12/15 1298 Walnut	05/10/2017	439,494	0	0	0	0	0	439,494

Table 6 – Match Contribution for the Federal Fiscal Year

HOME MBE/WBE report

Program Income – Enter the program amounts for the reporting period				
Balance on hand at begin-ning of reporting period \$	Amount received during reporting period \$	Total amount expended during reporting period \$	Amount expended for TBRA \$	Balance on hand at end of reporting period \$
0	2,500	0	0	2,500

Table 7 – Program Income

Minority Business Enterprises and Women Business Enterprises – Indicate the number and dollar value of contracts for HOME projects completed during the reporting period						
	Total	Minority Business Enterprises				White Non-Hispanic
		Alaskan Native or American Indian	Asian or Pacific Islander	Black Non-Hispanic	Hispanic	
Contracts						
Number	5					5
Dollar Amount	13,815,036					13,815,036
Sub-Contracts						
Number	6					6
Dollar Amount	172,163					172,163
	Total	Women Business Enterprises	Male			
Contracts						
Number	5		5			
Dollar Amount	13,815,036		13,815,036			
Sub-Contracts						
Number	6	1	5			
Dollar Amount	172,163	57,458	114,705			

Table 8 - Minority Business and Women Business Enterprises

Minority Owners of Rental Property – Indicate the number of HOME assisted rental property owners and the total amount of HOME funds in these rental properties assisted						
	Total	Minority Property Owners				White Non-Hispanic
		Alaskan Native or American Indian	Asian or Pacific Islander	Black Non-Hispanic	Hispanic	
Number	0	0	0	0	0	0
Dollar Amount	0	0	0	0	0	0

Table 9 – Minority Owners of Rental Property

Relocation and Real Property Acquisition – Indicate the number of persons displaced, the cost of relocation payments, the number of parcels acquired, and the cost of acquisition						
Parcels Acquired		0		0		
Businesses Displaced		0		0		
Nonprofit Organizations Displaced		0		0		
Households Temporarily Relocated, not Displaced		0		0		
Households Displaced	Total	Minority Property Enterprises				White Non-Hispanic
		Alaskan Native or American Indian	Asian or Pacific Islander	Black Non-Hispanic	Hispanic	
Number		0	0	0	0	0
Cost		0	0	0	0	0

Table 10 – Relocation and Real Property Acquisition

CR-20 - Affordable Housing 91.520(b)

Evaluation of the jurisdiction's progress in providing affordable housing, including the number and types of families served, the number of extremely low-income, low-income, moderate-income, and middle-income persons served.

	One-Year Goal	Actual
Number of Homeless households to be provided affordable housing units	701	50
Number of Non-Homeless households to be provided affordable housing units	224	61
Number of Special-Needs households to be provided affordable housing units	4	0
Total	929	111

Table 11 – Number of Households

	One-Year Goal	Actual
Number of households supported through Rental Assistance	15	16
Number of households supported through The Production of New Units	8	61
Number of households supported through Rehab of Existing Units	220	129
Number of households supported through Acquisition of Existing Units	0	0
Total	228	206

Table 12 – Number of Households Supported

Discuss the difference between goals and outcomes and problems encountered in meeting these goals.

The housing numbers fell short of expectations. The homeless housing goal figure counted all homeless persons to be assisted. We reported on the number of new units made available to homeless persons through new Housing First vouchers. Non-homeless housing goals are based on the commitments made to several housing activities. These units have not yet been occupied. Special needs housing included a group home project that is also under construction.

The housing rehabilitation program did not rehabilitate as many units as anticipated. Staff capacity for the rehabilitation program due to illness significantly slowed production. Completion of the Tabor senior development added 56 elderly units. This CDBG project was funded under two grant years.

Discuss how these outcomes will impact future annual action plans.

The goals were based on activities planned in the year but several will take more than one year to complete. These goals will be achieved in subsequent years.

The annual goals for housing rehabilitation of owner occupied housing will have to be more modest.

Include the number of extremely low-income, low-income, and moderate-income persons served by each activity where information on income by family size is required to determine the eligibility of the activity.

Number of Households Served	CDBG Actual	HOME Actual
Extremely Low-income	4040	10
Low-income	1286	9
Moderate-income	1299	2
Total	6625	21

Table 13 – Number of Households Served

Narrative Information

There are a number of social services programs and facility improvements projects that require clients to qualify based on income. These include the Zufall Health Center and several child care scholarship programs. In addition, the County's Housing Rehabilitation Program and HOPE House Operation Fix-IT program require income qualification. PR 23 provides detail on the number of persons served in the housing rehabilitation program and the HOME program.

CR-25 - Homeless and Other Special Needs 91.220(d, e); 91.320(d, e); 91.520(c)

Evaluate the jurisdiction's progress in meeting its specific objectives for reducing and ending homelessness through:

Reaching out to homeless persons (especially unsheltered persons) and assessing their individual needs

Morris County has an active outreach team that works to connect unsheltered individuals to housing and shelter. The Mental Health Association of Essex and Morris operates the primary outreach program for the COC region through the PATH program. The Mental Health Association of Essex and Morris outreach teams cover the full geographic region through targeting known locations for street outreach efforts. The outreach teams work closely with local police and hospitals to respond to unsheltered homeless persons identified by those agencies.

The Mental Health Association of Essex and Morris tracks outreach interactions in the HMIS. In addition to the outreach team, there are two day centers in the region that connect unsheltered households to mainstream benefits, services, and shelter.

The The Mental Health Association of Essex and Morris and the drop in centers work closely with the community shelters and connect people to the safe havens and emergency shelter programs. They also connects people to GA, TANF, and SSI through which they may receive shelter and housing. The Mental Health Association of Essex and Morris organized the street count for the 2016 PIT and targeted locations identified through outreach in the previous year.

Outreach and assessment for people who are homeless and living on the street is provided by several Agencies.

The creation of a drop in center in Morristown (Our Promise) in 2016 meets the needs of the homeless population. Our Promise has served as an additional support to street homeless and other outreach needs in Morris County. Our Promise partners with the Community Soup Kitchen and other local agencies in order to provide the full-spectrum of services to outreach individuals. Our Promise case management includes linkage and referral to appropriate resources, a mailing address and crisis intervention as needed. The facility is also a Point In Time location and serves many of the same people attending Project Homeless Connect.

Addressing the emergency shelter and transitional housing needs of homeless persons

The Morris County COC has prepared a Coordinated Entry system tool for use by all agencies. The goal for the use of a coordinated system is to provide a better, more efficient access, assessment, and referral process for diversion/prevention, shelter and/or other related housing and services, to ensure that those who are homeless/at risk of homelessness are connected to the most accurate services. The Coordinated Entry system provides for a single point of entry (NJ 2-1-1) that is free to the caller, 24/7,

multi-lingual and accessible statewide via phone, internet, and text. Homeless individuals and families may call from anywhere in the geographical area served by the COC and access the range of local resources based on need and vulnerability. Additionally, drop in centers - one in Morristown (Family Promise) and another in Dover (The Mental Health Association of Essex and Morris) - will have case managers available to assist clients while they await housing placement.

The Morris County COC is a complete continuum of service with shelters, transitional, and permanent housing. Family Promise, Homeless Solutions, and Jersey Battered Women's Service are a few of the major providers. The COC includes 7 shelter facilities and programs with capacity of 132 beds and 6 transitional housing programs with 142 beds. ESG funding will be used to provide shelter support at the emergency shelter operated by Homeless Solutions, Inc. and Jersey Battered Women's Services. Between 6/1/15 and 5/31/16, 30% of participants in COC funded programs were connected with employment income, 52% were connected with cash benefits, and 51% were connected to non-cash benefits. 7% increased income from employment and 8% increased income from cash benefits.

ESG and CDBG funding were used to support shelter operations and rehabilitation and the provision of supportive services in permanent supportive housing.

Helping low-income individuals and families avoid becoming homeless, especially extremely low-income individuals and families and those who are: likely to become homeless after being discharged from publicly funded institutions and systems of care (such as health care facilities, mental health facilities, foster care and other youth facilities, and corrections programs and institutions); and, receiving assistance from public or private agencies that address housing, health, social services, employment, education, or youth needs

The funding and enhancement of the Community Support Program through Family Promise has served to prevent homelessness among formerly homeless and at-risk homeless families and individuals. The program has grown over the last 5 years as the COC has identified a growing need among this population in Morris County. Additional funding through DCA has supported the creation of a pilot program, Intensive Case Management, designed to serve the "hardest to house" population. Additionally, providing linkage and referral as diversion to individuals on the shelter waiting list is another method of helping those who can, avoid homelessness and shelter placement.

Members of the COC participate in the Morris County Youth Services Advisory Committee (YSAC) which addresses the needs of youth with social/emotional and juvenile justice issues. The YSAC develops, reviews, and revises the children's service system through a collaborative decision-making process. Members of the YSAC include LEA representatives, mental health, child welfare, health, corrections, juvenile justice and developmental disabilities agencies serving youth. Several COC members participate in the YSAC meetings working to develop strategies to address the full scope of needs of youth with social and emotional issues including homelessness and education.

Morris County has two homeless youth service providers in the community. The Somerset Home for Temporarily Displaced Children Street Outreach team (a RHY funded program) began operating in the

community in 2014. With the increased outreach services for homeless youth, providers have increased their success with connecting with youth before they are homeless on the streets. Outreach providers are identifying homeless youth earlier in the process and connecting them with services to prevent them from becoming homeless on the street.

The Morris County Prosecutor's Office, in concert with an alliance of government, medical, law enforcement, and social service and non-profit agencies, is launching the "Narcan 2.0" program, aimed at giving another chance at life to persons who have had recent near-fatal encounters with drug overdoses. The program will require every person whose condition has been "reversed" in the field, thanks to the administration of the drug Narcan by police officers or first responders, to be counseled by a certified Peer Recovery Specialist. The Morris County Prosecutor's Office allocated \$10,000 of drug forfeiture money to train the recovery specialists.

Helping homeless persons (especially chronically homeless individuals and families, families with children, veterans and their families, and unaccompanied youth) make the transition to permanent housing and independent living, including shortening the period of time that individuals and families experience homelessness, facilitating access for homeless individuals and families to affordable housing units, and preventing individuals and families who were recently homeless from becoming homeless again

There are ESG funded prevention and rapid re-housing programs as well as privately funded initiatives, state funded services (SSH) and programs that work to prevent the occurrence of homelessness by families. Families eligible for Temporary Assistance for Needy Families (TANF) receive a variety of emergency and prevention services through the Office of Temporary Assistance. The Morris County CoC is actively working to connect with local school districts to identify homeless children and families in the school system.

The addition of Housing Resource Specialists has enabled shelter programs to provide more efficient housing placement, shortening length of stay in shelter programs and increasing successful housing placements with permanent housing vouchers. Family Promise has developed and implemented a Landlord/Tenant Program designed to ensure tenants are knowledgeable about their own responsibilities, provide ongoing support to both tenants and landlords as well as social work intervention with tenants when appropriate.

The Morris County CoC is committed to ending veteran's homelessness. CoC members participated in the annual summit on ending veteran homelessness convened by the VA. While the number of veterans identified in HMIS and the Point-in-Time remain relatively low, the CoC is actively working to connect those identified to permanent housing. Community Hope, a CoC member, is the county's largest veteran service provider. Community Hope, which operates a transitional housing program for veterans, was awarded funding through the VA SSVF program to provide HPRP services to veterans, and is also working with the VA to develop 90 units of permanent housing on the campus of the Lyons VA hospital. The CoC has prioritized the development of housing opportunities for homeless veterans and has facilitated the connection with the HUD VASH program.

Several initiatives have been implemented by the COC to decrease the length of homelessness for families:

1. Expanded rapid re-housing opportunities through creation of a COC funded program that works in conjunction with the ESG funded rapid re-housing program.
2. Family Promise has implemented initiatives that have impacted length of homelessness and stability in housing. The Community Support Program provides in-home case management services to stabilize participants in housing. The Landlord/Tenant Program provides incentives to landlords to serve those experiencing homelessness. A Housing Locator with property management and realtor experience identifies landlords and negotiates rents for households. A team of volunteers offer incentives to participating landlords such as free repairs, painting and unit upgrades.

One of the strategies implemented to reduce returns to homelessness is the development of a community support program which provides services to families once they are in housing. Services are provided for up to 6 months and include connection to community programs, budgeting, and connections to financial resources.

CR-30 - Public Housing 91.220(h); 91.320(j)

Actions taken to address the needs of public housing

There were no requests from the housing authorities for funding in FY 2016. There are five (5) housing authorities: Morris County, Boonton, Dover, Madison, and Morristown.

Actions taken to encourage public housing residents to become more involved in management and participate in homeownership

The County took no actions to encourage resident participation. Morris County Housing Authority continued to promote its Self-Sufficiency program and its emphasis on homeownership. It partners with Habitat for Humanity to provide affordable homeownership opportunities.

Actions taken to provide assistance to troubled PHAs

None of the housing authorities in Morris County are considered troubled.

CR-35 - Other Actions 91.220(j)-(k); 91.320(i)-(j)

Actions taken to remove or ameliorate the negative effects of public policies that serve as barriers to affordable housing such as land use controls, tax policies affecting land, zoning ordinances, building codes, fees and charges, growth limitations, and policies affecting the return on residential investment. 91.220 (j); 91.320 (i)

The FY 2016 Annual Plan identified actions that the County would take to remove obstacles to affordable housing. These actions were undertaken. Many were undertaken through participating community organizations such as the Housing Alliance of Morris County, Fair Housing Committee, Foreclosure Taskforce, the County's Human Services Advisory Committee and the Continuum of Care/CEAS.

- Investigate all potential funding sources to address the obstacles of inadequate federal dollars available through HUD programs
- Continue to advocate for affordable housing
- Continue to collaborate with nonprofits, municipalities, county and state government representatives, and the general public to encourage further development of affordable housing
- Continue participation on Morris County Foreclosure Taskforce
- Continue to participate in the Housing Alliance of Morris County
- Continue to participate in the Fair Housing Committee of the Morris County Human Relations Commission, focusing on improving accessibility of tenants to Fair Housing education e.g., providing training on tenant rights, landlord rights, and improving facility of lodging a Fair Housing complaint
- Maintain allocation to Tenant Based Rental Assistance program
- Continue participation in the CoC and on the Human Services Advisory Committee to maintain discussions on providing all the ancillary services needed to live in the county

Actions taken to address obstacles to meeting underserved needs. 91.220(k); 91.320(j)

To address the obstacles to meeting underserved needs identified in the five year plan, the County has sought other funding and worked to maximize the use of existing funding by coordinating efforts with the Housing Alliance of Morris County, Fair Housing Committee, Foreclosure Taskforce, the county's Human Services Advisory Council, and the Continuum of Care.

Actions taken to reduce lead-based paint hazards. 91.220(k); 91.320(j)

The housing rehabilitation program incorporates all aspects of lead safe work practices and abatement as required. Further, educational presentation on the hazards of lead-based paint to participants in the Step-by-Step first time homebuyer education classes makes them more aware of possible dangers as they prepare for homeownership. The EPA material on lead-based paint is distributed.

Actions taken to reduce the number of poverty-level families. 91.220(k); 91.320(j)

CDBG, HOME, and ESG funding is integrated into the programs that address poverty and homelessness by participating agencies that are served by the Morris County Continuum of Care, the Fair Housing Committee of the Morris County Human Relations Commission, and the Housing Alliance of Morris County. These agencies, and others, provide much needed services to assist residents that are living in poverty. Further programs such as job training, child care, transportation assistance and Tenant Based Rental Assistance (TBRA) reduce the impact of poverty and provide for income growth for families living in poverty.

Actions taken to develop institutional structure. 91.220(k); 91.320(j)

Administration of Morris County's federal grants programs was moved from the Department of Planning to the Department of Human Services in 2013. This move has better facilitated coordination between human services programs and these important federal funding resources. The network of partnerships between the County and regional organizations such as the Fair Housing Committee of the Morris County Human Relations Commission and the Housing Alliance of Morris County strengthen the impact that the federal funds have in the communities.

The County had an inter-local Cooperation Agreements with 37 municipalities which forms the Urban County. The remaining two municipalities, Parsippany-Troy Hills and Dover, are part of the HOME consortium. Each of the 37 municipalities may apply for CDBG funding through the County, and housing activity through the HOME Program can be delivered anywhere in the County.

The housing programs are delivered through a variety of development entities. Housing rehabilitation is provided by in house by the County as well as through Catholic Social Services D/B/A HOPE House. The Fix It program provides essential repairs for elderly and disabled residents. Several organizations provide group homes that have received support from both HOME and CDBG funding. Other organizations, such as Morris County Habitat for Humanity and Morris Affordable Housing Corporation construct new units for homeownership and or rental housing.

Actions taken to enhance coordination between public and private housing and social service agencies. 91.220(k); 91.320(j)

The County carries out its consolidated plan through a network of partnerships with governmental and non-profit agencies. It reinforces these relationships through participation in regional efforts such as the Housing Alliance of Morris County, the Housing Committee of the Morris County Human Relations Commission, and the Comprehensive Emergency Assistance Strategy Committee (CEAS).

The Division collaborates with the Community Development Revenue Sharing (CDRS) Committee, consisting of municipal representatives and other municipal officials, in coordinating efforts to meet public facility, infrastructure improvements, public service needs, accessibility needs, economic development needs, and housing needs. The CDRS Committee determines which projects receive

funding. Funding resources and programs for the homeless are coordinated through the Comprehensive Emergency Assistance System (CEAS).

Priority human service needs are developed and incorporated into the Comprehensive Human Services Plan, and funding resources and programs to meet service needs, including health and mental health, are coordinated through the Department of Human services based on recommendations made by the Human Services Advisory Council (HSAC) and its committees. Both public and private agencies are active on their respective committees. The lead agency meets with appropriate staff and committees to implement the strategies of the plan.

Identify actions taken to overcome the effects of any impediments identified in the jurisdictions analysis of impediments to fair housing choice. 91.520(a)

In 2016, Morris County completed an Analysis of Impediments to Fair Housing Choice. This document outlined impediments, goals and actions to be taken to overcome the impediments.

Impediment: A lack of affordable housing throughout Morris County disproportionately affects members of the protected classes.

Recommended actions steps included more oversight and technical assistance to local governments as they implement their COAH goals and continued funding of affordable housing projects. The County continued to provide such assistance through the Planning Department and funding through the Human Services Division's use of CDBG and HOME funds.

Impediment: Racially concentrated areas of poverty are found in several census tracts in Morris County. These areas may be indicative of constrained housing choice for members of the protected classes.

The County continued to fund projects that improved overall living conditions in racially concentrated areas of poverty while expanding affordable housing options in higher opportunity areas. HOME projects funded in 2016 included a supportive housing project in Chester, development of Monroe St. Apartments in Morris Township and creation of new affordable homeownership units on Willow Street in Morristown. Two of the projects are not in areas of concentration of poverty or race/ethnicity. The Morristown homes are in an identified R/ECAP.

Impediment: Members of the protected classes are more likely to have lower incomes, higher unemployment rates, and higher poverty rates. This limits housing choice, restricting access to community assets for members of the protected classes.

The action steps recommended were to negotiate non-discrimination on the basis of income in affordable housing, which is already a state law, and to link transportation to jobs centers with RCAPs. The latter is a long-term goal.

Impediment: Morris County and Parsippany's public transportation systems are fragmented, and could more adequately provide access to jobs and services for members of the protected classes.

These actions steps are also long term in that improving the transportation network is a slow moving process. The Planning Department continues to work with New Jersey Transportation Planning Agency (NJTPA) to promote expanded service, and with municipalities to capitalize on areas that have service by increasing density.

Impediment: Members of the protected classes are disproportionately denied mortgages in the private sector. The recommended action step of providing homebuyer assistance has not yet been implemented.

HOME funds have been directed to several homebuyer activities, notably Habitat for Humanity, that provide affordable homeownership. The Housing Partnership provide homebuyer education classes for prospective homeowners.

Impediment: Morris County's monitoring and evaluation procedures do not properly track fair housing expenditures. Other policy components related to fair housing require revision.

The Community Development office has enhanced procedures for tracking fair housing expenditures, such as mapping the past five years of affordable housing development and charting this progress on a spreadsheet. The monitoring tools have been re-designed to include fair housing outreach efforts and the use of the fair housing logo by subrecipients who develop new housing.

Impediment: Fair housing education and outreach efforts may not satisfy need.

The Fair Housing Task Force has been re-energized and held a workshop in October 2016 to expand outreach. A representative from Lakeland Bank gave a presentation to the committee in May 2017 on fair lending and non-discrimination practices. A Train-the-Trainer event is scheduled for October 23, 2017. This event will focus on for housing counselors, social service agencies and others who receive HUD funding. Topics to be covered include fair housing laws, foreclosure prevention, renters rights in foreclosure situations, and detailed information about how to file a fair housing complaint as well as the follow up process after complaints are filed.

Impediment: Morris County's subrecipients may not be aware of their obligation to affirmatively further fair housing. Subrecipients zoning ordinances and/or attitudes towards affordable housing development may be restricting housing choice for members of the protected classes in higher opportunity areas of the County. Recent publicity of the new AFFH tools to be used by HUD have brought the importance of fair housing to the forefront of local decision making.

The County will continue to provide technical assistance to municipalities on their zoning and land use issues.

CR-40 - Monitoring 91.220 and 91.230

Describe the standards and procedures used to monitor activities carried out in furtherance of the plan and used to ensure long-term compliance with requirements of the programs involved, including minority business outreach and the comprehensive planning requirements

All activities are monitored on both an on-going basis through construction or service drawdown requests and via on-site visits to verify information and or complete wage monitoring requirements.

Fiscal monitoring of activities includes the review and approval of activity budgets, compliance with executed grant agreements and review and approval of vouchers.

Staff attend meetings with contractors for construction and rehabilitation activities to assure their compliance with HUD requirements and inspections are conducted as work progresses.

Site visits are made to social service providers on an annual basis to review program activity and fiscal and regulatory compliance. Activity files are maintained with the necessary documentation. The Community Development staff visit agencies funded through Community Development Block Grant to ensure compliance with national objectives and applicable program requirements.

The County continues to check on projects that were funded in the past to assure that municipalities and agencies are all still using the facilities for the activities they indicated in their grant agreements.

Upon Close-out, all activity files are reviewed to assure that the activity meets the objectives and strategies of the Consolidated Plan and the proposed accomplishments, and that all pertinent and mandated documentation are included.

To ensure long-term compliance for HOME projects, annual income verification procedures are in place as well as on-site monitoring and inspections every three years. This monitoring enables staff to ensure compliance with the following:

- Period of affordability
- Income of tenants and source documentation
- Amount of rent charged
- Housing quality standards of facility

All subgrantees must follow competitive bidding practices and include outreach to MBE/WBE vendors in their process. Their efforts are monitored prior to the award of contracts.

To ensure that the County is addressing the long-terms goals for the program, it matches activities to the goals in the award process for selecting projects for the fiscal year.

Citizen Participation Plan 91.105(d); 91.115(d)

Describe the efforts to provide citizens with reasonable notice and an opportunity to comment on performance reports.

The CAPER document was placed on public display for a period of 15 days from September 11, 2017 to September 27, 2017.

Copies of the notice of the CAPER were distributed as follows:

- County website:
- *The Daily Record* Newspaper
- Morris County Housing Authority – P.O.B. 900, Morristown, NJ 07963-0900
- Morris Habitat for Humanity- 240 South Salem Street, Suite 100, Randolph, NJ 07869
- Cornerstone Family Services - 62 Elm Street, Morristown 07960
- Interfaith Food Pantry - 2 Executive Dr, Morris Plains 07950
- Jersey Battered Women's Service (JBWS) - P.O. Box 1437, Morristown 07962
- Morris County Division on Aging, Disabilities and Veterans - POB 900, Morristown, NJ 07963-0900
- Continuum of Care agencies (blast email)

No comments were received on the CAPER.

CR-45 - CDBG 91.520(c)

Specify the nature of, and reasons for, any changes in the jurisdiction's program objectives and indications of how the jurisdiction would change its programs as a result of its experiences.

There are no changes anticipated in the program as a result of experiences.

Does this Jurisdiction have any open Brownfields Economic Development Initiative (BEDI) grants?

[BEDI grantees] Describe accomplishments and program outcomes during the last year.

NONE

CR-50 - HOME 91.520(d)

Include the results of on-site inspections of affordable rental housing assisted under the program to determine compliance with housing codes and other applicable regulations

Please list those projects that should have been inspected on-site this program year based upon the schedule in §92.504(d). Indicate which of these were inspected and a summary of issues that were detected during the inspection. For those that were not inspected, please indicate the reason and how you will remedy the situation.

The County monitors the on-going homeownership units under development, units completed and rental units on a regular 3 year cycle. All units inspected in FY 2016 were compliant and there were no issues.

Units inspected:

On-going Rental units due for inspection in FY 2016:

- Community Hope Boonton (#14 Lorraine) 2 Group Homes
- Community Hope Boonton (#54) 2 Group Homes

New projects:

- 23 Abbott - rental
- Nouvelle - rental
- 6 Monroe - rental
- 24 Walnut – rental
- Community Hope , Chester Borough - rental
- Willow St. - homeownership
- Carlton - homeownership
- Harding - homeownership
- Wallman - homeownership

Provide an assessment of the jurisdiction's affirmative marketing actions for HOME units. 92.351(b)

Each housing project with five or more rental units must develop an affirmative marketing plan and is monitored to see if it is following the plan. The plans appear to be successful in creating a greater racial diversity in the units.

Refer to IDIS reports to describe the amount and use of program income for projects, including the number of projects and owner and tenant characteristics

There were no projects funded with Program Income in FY 2016.

Describe other actions taken to foster and maintain affordable housing. 91.220(k) (STATES ONLY: Including the coordination of LIHTC with the development of affordable housing). 91.320(j)

During FY 2016, the County undertook a number of programs that foster and maintain affordable housing:

- County's Homeowner Rehab Program
- Mr. Fix-It
- Collaborated with Morris County Housing Authority on TBRA Program
- Providing technical assistance to prospective subgrantees on the subject of acquiring, rehabilitating or constructing affordable housing
- Participation in the Housing Alliance of Morris County, the Fair Housing Committee and CEAS
- Funded HOME construction and rehabilitation activities
- ESG And COC funding provides rental support to homeless families to move to affordable housing

CR-60 - ESG 91.520(g) (ESG Recipients only)

ESG Supplement to the CAPER in *e-snaps*

For Paperwork Reduction Act

1. Recipient Information—All Recipients Complete

Basic Grant Information

Recipient Name	MORRIS COUNTY
Organizational DUNS Number	080611700
EIN/TIN Number	226002462
Identify the Field Office	NEWARK
Identify CoC(s) in which the recipient or subrecipient(s) will provide ESG assistance	

ESG Contact Name

Prefix	Mr
First Name	Timothy
Middle Name	J
Last Name	Tansey
Suffix	0
Title	Director

ESG Contact Address

Street Address 1	Office of Community Development
Street Address 2	PO Box 900
City	Morristown
State	NJ
ZIP Code	-
Phone Number	9732856060
Extension	0
Fax Number	0
Email Address	ttansey@co.morris.nj.us

ESG Secondary Contact

Prefix	Ms
First Name	Shelia
Last Name	Carter
Suffix	0
Title	Assist Director
Phone Number	9732856851
Extension	0
Email Address	scarter@co.morris.nj.us

CAPER

2. Reporting Period—All Recipients Complete

Program Year Start Date	07/01/2016
Program Year End Date	06/30/2017

3a. Subrecipient Form – Complete one form for each subrecipient

Subrecipient or Contractor Name: ROOTS AND WINGS
City: MORRIS COUNTY CONSORTIUM
State: NJ
Zip Code: ,
DUNS Number:
Is subrecipient a victim services provider: N
Subrecipient Organization Type: Other Non-Profit Organization
ESG Subgrant or Contract Award Amount: 34480

Subrecipient or Contractor Name: HOMELESS SOLUTIONS, INC.
City: MORRIS COUNTY CONSORTIUM
State: NJ
Zip Code: ,
DUNS Number:
Is subrecipient a victim services provider: N
Subrecipient Organization Type: Other Non-Profit Organization
ESG Subgrant or Contract Award Amount: 35000

Subrecipient or Contractor Name: MORRIS COUNTY OFFICE OF TEMPORARY ASSISTANCE
City: Morristown
State: NJ
Zip Code: 07963, 0900
DUNS Number: 080611700
Is subrecipient a victim services provider: N
Subrecipient Organization Type: Unit of Government
ESG Subgrant or Contract Award Amount: 34480

Subrecipient or Contractor Name: FAMILY PROMISE OF MORRIS COUNTY
City: Morristown
State: NJ
Zip Code: 07962, 1494
DUNS Number: 838214633
Is subrecipient a victim services provider: N
Subrecipient Organization Type: Faith-Based Organization
ESG Subgrant or Contract Award Amount: 34479

Subrecipient or Contractor Name: Jersey Battered Women's Service, Inc.
City: Morristown
State: NJ
Zip Code: 07962, 1437
DUNS Number: 122144272
Is subrecipient a victim services provider: Y
Subrecipient Organization Type: Other Non-Profit Organization
ESG Subgrant or Contract Award Amount: 15000

CR-65 - Persons Assisted

4. Persons Served

Number of Persons in Households	Total
Adults	139
Children	130
Don't Know/Refused/Other	0
Missing Information	0
Total	269

5. Gender—Complete for All Activities

Adults

	Total
Male	34
Female	105
Transgender	0
Don't Know/Refused/Other	0
Missing Information	0
Total	139

6. Age—Complete for All Activities

	Total
Under 18	130
18-24	33
25 and over	106
Don't Know/Refused/Other	0
Missing Information	0
Total	269

Table 22 – Age Information

7. Special Populations Served—Complete for All Activities

Number of Persons in Households

Subpopulation	Total
Veterans	27
Victims of Domestic Violence	183
Elderly	11
HIV/AIDS	1
Chronically Homeless	83
Severely Mentally Ill	81
Chronic Substance Abuse	24
Other Disability	43
Total (unduplicated if possible)	148

Table 23 – Special Population Served

CR-70 – ESG 91.520(g) - Assistance Provided and Outcomes

10. Shelter Utilization

Number of New Units – Rehabbed	0
Number of New Units – Conversion	0
Total Number of bed - nighths available	16060
Total Number of bed - nights provided	15828
Capacity Utilization	98.6

Table 24 – Shelter Capacity

11. Project Outcomes Data measured under the performance standards developed in consultation with the CoC(s)

A comparison of the HUD standards and local COC standard to performance is shown below:

<i>COMPONENT</i>	ESG HUD-Standard	Performance	Morris County COC standard	AGENCIES Measured
<i>OUTREACH</i>	Centralized Coordinated Assessment	County wide	Across Agencies	HSI, Family Promise, JBWS
<i>HOMELESS PREVENTION</i>	Case management- ONGOING 40% of ESG grant 6 months to a year of assistance	Rental Assistance, Housing Relocation and Stabilization Services, Financial Assistance- ONGOING 6 months to a year of assistance	Collaboration with referrals and vouchers- ONGOING 6 months to a year of assistance	Family Promise, OTA, HSI
<i>RAPID-RE- HOUSING</i>	Within 18 months or less	71 days	N/A	HSI, OTA
<i>EMERGENCY SHELTER</i>	20 days or less or 5% decrease in current baseline	7 days short term and 78.9 days individuals and 143 days families	90 days individuals and 180 days families	HSI, JBWS
<i>TRANSITIONAL HOUSING</i>	65% Placement	53% Placement	Recommends 65%	Roots and Wings, HSI,JBWS
<i>PERMANENT HOUSING</i>	6 months or longer	3.5 years	12 months	HSI, JBWS, Roots and Wings
<i>SERVICES ONLY</i>	2 years length per grant	55%	N/A	OTA, Family Promise

CR-75 – Expenditures

11. Expenditures

11a. ESG Expenditures for Homelessness Prevention

	Dollar Amount of Expenditures in Program Year		
	2014	2015	2016
Expenditures for Rental Assistance			
Expenditures for Housing Relocation and Stabilization Services - Financial Assistance		33,551.00	
Expenditures for Housing Relocation & Stabilization Services - Services			13,503
Expenditures for Homeless Prevention under Emergency Shelter Grants Program			
Subtotal Homelessness Prevention		33,551.00	13,503

Table 25 – ESG Expenditures for Homelessness Prevention

11b. ESG Expenditures for Rapid Re-Housing

	Dollar Amount of Expenditures in Program Year		
	2014	2015	2016
Expenditures for Rental Assistance			
Expenditures for Housing Relocation and Stabilization Services - Financial Assistance			
Expenditures for Housing Relocation & Stabilization Services - Services		16,313.15	
Expenditures for Homeless Assistance under Emergency Shelter Grants Program			
Subtotal Rapid Re-Housing	0	16,313.15	0

Table 26 – ESG Expenditures for Rapid Re-Housing

11c. ESG Expenditures for Emergency Shelter

	Dollar Amount of Expenditures in Program Year		
	2014	2015	2016
Essential Services			35,000
Operations			15,000
Renovation			
Major Rehab			
Conversion			
Subtotal			50,000

Table 27 – ESG Expenditures for Emergency Shelter**11d. Other Grant Expenditures**

	Dollar Amount of Expenditures in Program Year		
	2014	2015	2016
Street Outreach			
HMIS			
Administration			

Table 28 - Other Grant Expenditures**11e. Total ESG Grant Funds**

Total ESG Funds Expended	2014	2015	2016
		49,864	63,503

Table 29 - Total ESG Funds Expended**11f. Match Source**

	2014	2015	2016
Other Non-ESG HUD Funds	0	0	35,000
Other Federal Funds	0	0	0
State Government	0	0	0
Local Government	0	0	0
Private Funds	0	0	127,474
Other	0	0	30,450
Fees	0	0	0
Program Income	0	0	0
Total Match Amount	0	0	192,924

Table 30 - Other Funds Expended on Eligible ESG Activities

11g. Total

Total Amount of Funds Expended on ESG Activities	2014	2015	2016
		49,864.15	256,427

Table 31 - Total Amount of Funds Expended on ESG Activities

Section 3 Reports



Section 3 Summary Report

Economic Opportunities for Low- and Very Low-Income Persons

U.S. Department of Housing and Urban Development

Office of Fair Housing and Equal Opportunity

OMB Approval No. 2529-0043
(exp. 11/30/2018)

Disbursement Agency
County of Morris
Office of Community Development 30 Schuyler Place PO Box 900, Morristown, NJ 07963
22-6002462

Reporting Entity
County of Morris
Office of Community Development 30 Schuyler Place PO Box 900, Morristown, NJ 07963

Dollar Amount:	\$130,508.85
Contact Person:	Timothy Tansey
Date Report Submitted:	09/06/2017

Reporting Period		Program Area Code	Program Area Name
From	To		
10/1/16	6/30/17	EMRG	Emergency Shelter Grants

The expenditure of these funds did not result in any covered contracts or new hires during the 12-month period selected.



Section 3 Summary Report

Economic Opportunities for Low- and Very Low-Income Persons

U.S. Department of Housing and Urban Development

Office of Fair Housing and Equal Opportunity

OMB Approval No. 2529-0043
(exp. 11/30/2018)

Disbursement Agency
County of Morris
Office of Community Development 30 Schuyler Place PO Box 900, Morristown, NJ 07963
22-6002462

Reporting Entity
County of Morris
Office of Community Development 30 Schuyler Place PO Box 900, Morristown, NJ 07963

Dollar Amount	\$1,700,868.18
Contact Person	Timothy Tansey
Date Report Submitted	09/08/2017

Reporting Period		Program Area Code	Program Area Name
From	To		
10/1/16	6/30/17	CDB1	Community Devel Block Grants

Part I: Employment and Training

Job Category	Number of New Hires	Number of New Hires that Are Sec. 3 Residents	Aggregate Number of Staff Hours Worked	Total Staff Hours for Section 3 Employees	Number of Section 3 Trainees
Pipe fittings Supplier	1	0	32	32	0
Asphalt and Stone Supplier	1	0	8	8	0
Transportation and Disposal	1	0	10	10	0
Trucking	1	0	12	12	0

Total New Hires	4
Section 3 New Hires	0
Percent Section 3 New Hires	0.0%
Total Section 3 Trainees	0
The minimum numerical goal for Section 3 new hires is 30%.	

Part II: Contracts Awarded

Construction Contracts	
Total dollar amount of construction contracts awarded	\$10,875,990.00
Total dollar amount of contracts awarded to Section 3 businesses	\$1,244,378.00
Percentage of the total dollar amount that was awarded to Section 3 businesses	11.44%
Total number of Section 3 businesses receiving construction contracts	4
The minimum numerical goal for Section 3 construction opportunities is 10%.	

Non-Construction Contracts	
Total dollar amount of all non-construction contracts awarded	\$8,500.00
Total dollar amount of non-construction contracts awarded to Section 3 businesses	\$0.00
Percentage of the total dollar amount that was awarded to Section 3 businesses	0.0%
Total number of Section 3 businesses receiving non-construction contracts	0
The minimum numerical goal for Section 3 non-construction opportunities is 3%.	

Part III: Summary

Indicate the efforts made to direct the employment and other economic opportunities generated by HUD financial assistance for housing and community development programs, to the greatest extent feasible, toward low- and very low-income persons, particularly those who are recipients of government assistance for housing.

No	Attempted to recruit low-income residents through: local advertising media, signs prominently displayed at the project site, contacts with community organizations and public or private agencies operating within the metropolitan area (or nonmetropolitan county) in which the Section 3 covered program or project is located, or similar methods.
No	Participated in a HUD program or other program which promotes the training or employment of Section 3 residents.
Yes	Participated in a HUD program or other program which promotes the award of contracts to business concerns which meet the definition of Section 3 business concerns.
No	Coordinated with Youthbuild Programs administered in the metropolitan area in which the Section 3 covered project is located.
No	Other; describe below.

In 2016 a training for Section 3 occurred in September as well as September 2017 to help the agencies and municipalities comply with the necessary participation in the Section 3 program. The reports were handed in with each project to detail Section 3 recruiting efforts.



Section 3 Summary Report

Economic Opportunities for Low- and Very Low-Income Persons

U.S. Department of Housing and Urban Development

Office of Fair Housing and Equal Opportunity

OMB Approval No. 2529-0043
(exp. 11/30/2018)

Disbursement Agency
County of Morris
Office of Community Development 30 Schuyler Place PO Box 900, Morristown, NJ 07963
22-6002462

Reporting Entity
County of Morris
Office of Community Development 30 Schuyler Place PO Box 900, Morristown, NJ 07963

Dollar Amount	\$666,612.54
Contact Person	Timothy Tansey
Date Report Submitted	09/08/2017

Reporting Period		Program Area Code	Program Area Name
From	To		
10/1/16	6/30/17	HOME	HOME Program

Part I: Employment and Training

Job Category	Number of New Hires	Number of New Hires that Are Sec. 3 Residents	Aggregate Number of Staff Hours Worked	Total Staff Hours for Section 3 Employees	Number of Section 3 Trainees
Landscaping	1	1	25	25	0
Drywall	1	1	20	20	0

Total New Hires	2
Section 3 New Hires	2
Percent Section 3 New Hires	100.0%
Total Section 3 Trainees	0
The minimum numerical goal for Section 3 new hires is 30%.	

Part II: Contracts Awarded

Construction Contracts	
Total dollar amount of construction contracts awarded	\$1,103,570.43
Total dollar amount of contracts awarded to Section 3 businesses	\$840,843.93
Percentage of the total dollar amount that was awarded to Section 3 businesses	76.19%
Total number of Section 3 businesses receiving construction contracts	2
The minimum numerical goal for Section 3 construction opportunities is 10%.	

Non-Construction Contracts	
Total dollar amount of all non-construction contracts awarded	\$0.00
Total dollar amount of non-construction contracts awarded to Section 3 businesses	\$0.00
Percentage of the total dollar amount that was awarded to Section 3 businesses	N/A
Total number of Section 3 businesses receiving non-construction contracts	0
The minimum numerical goal for Section 3 non-construction opportunities is 3%.	

Part III: Summary

Indicate the efforts made to direct the employment and other economic opportunities generated by HUD financial assistance for housing and community development programs, to the greatest extent feasible, toward low- and very low-income persons, particularly those who are recipients of government assistance for housing.

No	Attempted to recruit low-income residents through: local advertising media, signs prominently displayed at the project site, contacts with community organizations and public or private agencies operating within the metropolitan area (or nonmetropolitan county) in which the Section 3 covered program or project is located, or similar methods.
No	Participated in a HUD program or other program which promotes the training or employment of Section 3 residents.
Yes	Participated in a HUD program or other program which promotes the award of contracts to business concerns which meet the definition of Section 3 business concerns.
No	Coordinated with Youthbuild Programs administered in the metropolitan area in which the Section 3 covered project is located.
No	Other; describe below.
In 2016 a training for Section 3 occurred in September as well as September 2017 to help the agencies and municipalities comply with the necessary participation in the Section 3 program. The reports were handed in with each project to detail Section 3 recruiting efforts.	

IDIS Reports



Office of Community Planning and Development
U.S. Department of Housing and Urban Development
Integrated Disbursement and Information System
PR26 - CDBG Financial Summary Report
Program Year 2016
MORRIS COUNTY , NJ

DATE: 09-12-17
TIME: 16:08
PAGE: 1

PART I: SUMMARY OF CDBG RESOURCES

01 UNEXPENDED CDBG FUNDS AT END OF PREVIOUS PROGRAM YEAR	1,939,374.44
02 ENTITLEMENT GRANT	1,748,848.00
03 SURPLUS URBAN RENEWAL	0.00
04 SECTION 108 GUARANTEED LOAN FUNDS	0.00
05 CURRENT YEAR PROGRAM INCOME	80,868.97
05a CURRENT YEAR SECTION 108 PROGRAM INCOME (FOR SI TYPE)	0.00
06 FUNDS RETURNED TO THE LINE-OF-CREDIT	0.00
06a FUNDS RETURNED TO THE LOCAL CDBG ACCOUNT	0.00
07 ADJUSTMENT TO COMPUTE TOTAL AVAILABLE	0.00
08 TOTAL AVAILABLE (SUM, LINES 01-07)	3,769,091.41

PART II: SUMMARY OF CDBG EXPENDITURES

09 DISBURSEMENTS OTHER THAN SECTION 108 REPAYMENTS AND PLANNING/ADMINISTRATION	1,590,865.06
10 ADJUSTMENT TO COMPUTE TOTAL AMOUNT SUBJECT TO LOW/MOD BENEFIT	0.00
11 AMOUNT SUBJECT TO LOW/MOD BENEFIT (LINE 09 + LINE 10)	1,590,865.06
12 DISBURSED IN IDIS FOR PLANNING/ADMINISTRATION	322,345.42
13 DISBURSED IN IDIS FOR SECTION 108 REPAYMENTS	0.00
14 ADJUSTMENT TO COMPUTE TOTAL EXPENDITURES	0.00
15 TOTAL EXPENDITURES (SUM, LINES 11-14)	1,913,210.48
16 UNEXPENDED BALANCE (LINE 08 - LINE 15)	1,855,880.93

PART III: LOW/MOD BENEFIT THIS REPORTING PERIOD

17 EXPENDED FOR LOW/MOD HOUSING IN SPECIAL AREAS	0.00
18 EXPENDED FOR LOW/MOD MULTI-UNIT HOUSING	25,000.00
19 DISBURSED FOR OTHER LOW/MOD ACTIVITIES	1,565,865.06
20 ADJUSTMENT TO COMPUTE TOTAL LOW/MOD CREDIT	0.00
21 TOTAL LOW/MOD CREDIT (SUM, LINES 17-20)	1,590,865.06
22 PERCENT LOW/MOD CREDIT (LINE 21/LINE 11)	100.00%

LOW/MOD BENEFIT FOR MULTI-YEAR CERTIFICATIONS

23 PROGRAM YEARS(PY) COVERED IN CERTIFICATION	PY: PY: PY:
24 CUMULATIVE NET EXPENDITURES SUBJECT TO LOW/MOD BENEFIT CALCULATION	0.00
25 CUMULATIVE EXPENDITURES BENEFITING LOW/MOD PERSONS	0.00
26 PERCENT BENEFIT TO LOW/MOD PERSONS (LINE 25/LINE 24)	0.00%

PART IV: PUBLIC SERVICE (PS) CAP CALCULATIONS

27 DISBURSED IN IDIS FOR PUBLIC SERVICES	272,080.41
28 PS UNLIQUIDATED OBLIGATIONS AT END OF CURRENT PROGRAM YEAR	74,789.11
29 PS UNLIQUIDATED OBLIGATIONS AT END OF PREVIOUS PROGRAM YEAR	84,542.52
30 ADJUSTMENT TO COMPUTE TOTAL PS OBLIGATIONS	0.00
31 TOTAL PS OBLIGATIONS (LINE 27 + LINE 28 - LINE 29 + LINE 30)	262,327.00
32 ENTITLEMENT GRANT	1,748,848.00
33 PRIOR YEAR PROGRAM INCOME	104,545.00
34 ADJUSTMENT TO COMPUTE TOTAL SUBJECT TO PS CAP	0.00
35 TOTAL SUBJECT TO PS CAP (SUM, LINES 32-34)	1,853,393.00
36 PERCENT FUNDS OBLIGATED FOR PS ACTIVITIES (LINE 31/LINE 35)	14.15%

PART V: PLANNING AND ADMINISTRATION (PA) CAP

37 DISBURSED IN IDIS FOR PLANNING/ADMINISTRATION	322,345.42
38 PA UNLIQUIDATED OBLIGATIONS AT END OF CURRENT PROGRAM YEAR	24,500.00
39 PA UNLIQUIDATED OBLIGATIONS AT END OF PREVIOUS PROGRAM YEAR	68,000.00
40 ADJUSTMENT TO COMPUTE TOTAL PA OBLIGATIONS	0.00
41 TOTAL PA OBLIGATIONS (LINE 37 + LINE 38 - LINE 39 + LINE 40)	278,845.42
42 ENTITLEMENT GRANT	1,748,848.00
43 CURRENT YEAR PROGRAM INCOME	80,868.97
44 ADJUSTMENT TO COMPUTE TOTAL SUBJECT TO PA CAP	0.00
45 TOTAL SUBJECT TO PA CAP (SUM, LINES 42-44)	1,829,716.97
46 PERCENT FUNDS OBLIGATED FOR PA ACTIVITIES (LINE 41/LINE 45)	15.24%



Office of Community Planning and Development
U.S. Department of Housing and Urban Development
Integrated Disbursement and Information System
PR26 - CDBG Financial Summary Report
Program Year 2016
MORRIS COUNTY , NJ

DATE: 09-12-17
TIME: 16:08
PAGE: 2

LINE 17 DETAIL: ACTIVITIES TO CONSIDER IN DETERMINING THE AMOUNT TO ENTER ON LINE 17

Report returned no data.

LINE 18 DETAIL: ACTIVITIES TO CONSIDER IN DETERMINING THE AMOUNT TO ENTER ON LINE 18

Plan Year	IDIS Project	IDIS Activity	Activity Name	Matrix Code	National Objective	Drawn Amount
2014	13	1239	Madison Affordable Tabor Road site work	12	LMH	\$15,000.00
2015	12	1293	Morris Plains Housing	12	LMH	\$10,000.00
				12	Matrix Code	
Total						\$25,000.00

LINE 19 DETAIL: ACTIVITIES INCLUDED IN THE COMPUTATION OF LINE 19

Plan Year	IDIS Project	IDIS Activity	Voucher Number	Activity Name	Matrix Code	National Objective	Drawn Amount
2014	4	1242	5960350	Washington Twp. Senior Center	03A	LMC	\$39,000.00
2014	4	1242	5993153	Washington Twp. Senior Center	03A	LMC	\$8,197.91
					03A	Matrix Code	\$47,197.91
2015	3	1274	5982492	Daytop	03B	LMC	\$45,000.00
2015	3	1274	5993153	Daytop	03B	LMC	\$35,000.00
2015	3	1276	6056644	Special Homes of NJ	03B	LMC	\$7,200.00
					03B	Matrix Code	\$87,200.00
2014	3	1245	5996991	Rockaway Borough - Community Center	03E	LMC	\$33,250.00
2014	3	1245	6010797	Rockaway Borough - Community Center	03E	LMC	\$22,592.95
2014	3	1245	6031629	Rockaway Borough - Community Center	03E	LMC	\$24,157.05
2014	4	1247	6026703	Roxbury Senior Center	03E	LMC	\$8,511.62
2014	4	1247	6043936	Roxbury Senior Center	03E	LMC	\$24,046.00
2014	4	1247	6056644	Roxbury Senior Center	03E	LMC	\$36,942.38
2014	5	1244	6014623	Bethel AME Church	03E	LMC	\$1,922.00
2014	5	1246	5945072	St. John's Church Soup kitchen	03E	LMC	\$8,890.00
2014	5	1246	5946440	St. John's Church Soup kitchen	03E	LMC	\$100.00
2015	2	1273	6051257	Twp. of Randolph Community Center	03E	LMC	\$80,000.00
					03E	Matrix Code	\$240,412.00
2015	4	1277	5982492	Town of Morristown-Gramby Park	03F	LMA	\$17,470.00
					03F	Matrix Code	\$17,470.00
2014	6	1249	5949575	Netcong WaterMain Replacement	03J	LMA	\$64,000.00
2015	5	1279	6056644	Lincoln Park Main Street Water Main Repl	03J	LMA	\$72,000.00
2015	5	1282	5988076	Wharton Water Main Improvement-Church St. Phase I	03J	LMA	\$79,785.00
2016	35	1309	6026262	Manning Ave. Water Main-Butler	03J	LMA	\$80,000.00
2016	35	1313	6056644	Water Main Replacement-Rockaway Boro	03J	LMA	\$80,000.00
					03J	Matrix Code	\$375,785.00
2014	18	1267	6026703	Health Center Restoration	03P	LMC	\$79,340.00
2015	6	1283	5949575	Zufall Health Center Roof Replacement	03P	LMC	\$2,515.00
					03P	Matrix Code	\$81,855.00
2016	38	1318	6002988	Program Rental costs & Salary-Family Promise	03T	LMC	\$12,439.93
2016	38	1318	6031618	Program Rental costs & Salary-Family Promise	03T	LMC	\$12,375.10
					03T	Matrix Code	\$24,815.03
2015	7	1284	5945072	JBWS Children's Program	05G	LMC	\$15,000.00
2016	39	1319	6051255	Children's Program-JBWS	05G	LMC	\$15,000.00
					05G	Matrix Code	\$30,000.00
2016	41	1320	6010797	Educational Assistance-Mental Health	05H	LMC	\$6,646.50
2016	41	1320	6031618	Educational Assistance-Mental Health	05H	LMC	\$1,220.20
					05H	Matrix Code	\$7,866.70
2015	8	1286	5949575	Children on the Green Childcare Scholarships	05L	LMC	\$3,335.20
2015	8	1286	5953923	Children on the Green Childcare Scholarships	05L	LMC	\$3,162.60
2015	8	1286	5954411	Children on the Green Childcare Scholarships	05L	LMC	\$1.00



Office of Community Planning and Development
U.S. Department of Housing and Urban Development
Integrated Disbursement and Information System
PR26 - CDBG Financial Summary Report
Program Year 2016
MORRIS COUNTY , NJ

DATE: 09-12-17
TIME: 16:08
PAGE: 3

Plan Year	IDIS Project	IDIS Activity	Voucher Number	Activity Name	Matrix Code	National Objective	Drawn Amount
2015	8	1286	5973263	Children on the Green Childcare Scholarships	05L	LMC	\$1,823.72
2015	8	1287	5953923	Homeless Solutions Childcare Scholarships	05L	LMC	\$38,561.00
2015	8	1287	5969338	Homeless Solutions Childcare Scholarships	05L	LMC	\$4,984.54
2015	8	1287	5988076	Homeless Solutions Childcare Scholarships	05L	LMC	\$3,884.00
2015	8	1287	5993153	Homeless Solutions Childcare Scholarships	05L	LMC	\$2,570.46
2015	8	1288	5945072	Morristown Neighborhood House Childcare Scholarships-School Age	05L	LMC	\$11,220.00
2016	42	1321	5996991	Summer Camp Scholarships-Cedar Hill CD	05L	LMC	\$18,500.00
2016	42	1322	6002988	Childcare Scholarships-Children on the Green	05L	LMC	\$2,631.20
2016	42	1322	6014623	Childcare Scholarships-Children on the Green	05L	LMC	\$2,678.72
2016	42	1322	6026262	Childcare Scholarships-Children on the Green	05L	LMC	\$3,044.60
2016	42	1322	6036010	Childcare Scholarships-Children on the Green	05L	LMC	\$3,339.60
2016	42	1322	6040931	Childcare Scholarships-Children on the Green	05L	LMC	\$2,904.00
2016	42	1322	6056644	Childcare Scholarships-Children on the Green	05L	LMC	\$3,339.60
2016	42	1323	6002988	Morristown Neighborhood House	05L	LMC	\$14,998.00
2016	42	1323	6031618	Morristown Neighborhood House	05L	LMC	\$12,997.52
					05L	Matrix Code	\$133,975.76
2016	45	1325	5973263	Case Supervisor Positions-CASA	05N	LMC	\$16,279.00
2016	45	1325	6002988	Case Supervisor Positions-CASA	05N	LMC	\$13,999.00
2016	45	1325	6031618	Case Supervisor Positions-CASA	05N	LMC	\$16,330.60
2016	45	1326	6010797	Clinical Counseling Program-Deirdre O'Brien	05N	LMC	\$8,448.38
2016	45	1326	6026262	Clinical Counseling Program-Deirdre O'Brien	05N	LMC	\$10,103.07
2016	45	1326	6031618	Clinical Counseling Program-Deirdre O'Brien	05N	LMC	\$10,262.87
					05N	Matrix Code	\$75,422.92
2013	1	1194	5944265	Rehab; Single-Unit Residential	14A	LMH	\$1,634.00
2013	1	1194	5949575	Rehab; Single-Unit Residential	14A	LMH	\$3,920.00
2013	1	1194	5952944	Rehab; Single-Unit Residential	14A	LMH	\$1,333.63
2013	1	1194	5956621	Rehab; Single-Unit Residential	14A	LMH	\$6,800.00
2013	1	1194	5964489	Rehab; Single-Unit Residential	14A	LMH	\$8,004.00
2013	1	1194	5967629	Rehab; Single-Unit Residential	14A	LMH	\$9,139.00
2013	1	1194	5970034	Rehab; Single-Unit Residential	14A	LMH	\$31,980.00
2013	1	1194	5974311	Rehab; Single-Unit Residential	14A	LMH	\$6,920.00
2013	1	1194	5982105	Rehab; Single-Unit Residential	14A	LMH	\$4,437.28
2013	1	1194	6052378	Rehab; Single-Unit Residential	14A	LMH	\$42,684.00
2014	2	1237	5982105	Housing rehabilitation program	14A	LMH	\$313.86
2014	2	1237	5984394	Housing rehabilitation program	14A	LMH	\$1,904.80
2014	2	1237	5989457	Housing rehabilitation program	14A	LMH	\$13,459.50
2014	2	1237	5991311	Housing rehabilitation program	14A	LMH	\$21,063.00
2014	2	1237	5993153	Housing rehabilitation program	14A	LMH	\$9,700.00
2014	2	1237	5994392	Housing rehabilitation program	14A	LMH	\$8,850.00
2014	2	1237	6010797	Housing rehabilitation program	14A	LMH	\$2,895.53
2014	2	1237	6026706	Housing rehabilitation program	14A	LMH	\$2,370.00
2014	2	1237	6028118	Housing rehabilitation program	14A	LMH	\$6,400.00
2014	2	1237	6036813	Housing rehabilitation program	14A	LMH	\$11,728.12
2014	2	1237	6038742	Housing rehabilitation program	14A	LMH	\$1,669.37
2014	2	1237	6041672	Housing rehabilitation program	14A	LMH	\$4,000.00
2014	2	1237	6053226	Housing rehabilitation program	14A	LMH	\$2,093.73
2015	10	1291	5945072	Fix-It Program	14A	LMH	\$26,967.00
2015	10	1291	5982492	Fix-It Program	14A	LMH	\$20,902.00
2016	47	1327	6016376	Fix-It Program	14A	LMH	\$25,453.00
2016	47	1327	6043936	Fix-It Program	14A	LMH	\$23,420.00
2016	47	1328	6001922	Housing Rehabilitation Program	14A	LMH	\$2,295.00
2016	47	1328	6004582	Housing Rehabilitation Program	14A	LMH	\$14,387.50
2016	47	1328	6010801	Housing Rehabilitation Program	14A	LMH	\$13,661.47
2016	47	1328	6017396	Housing Rehabilitation Program	14A	LMH	\$7,839.00
2016	47	1328	6021402	Housing Rehabilitation Program	14A	LMH	\$2,681.00
2016	47	1328	6026706	Housing Rehabilitation Program	14A	LMH	\$4,305.00



Office of Community Planning and Development
U.S. Department of Housing and Urban Development
Integrated Disbursement and Information System
PR26 - CDBG Financial Summary Report
Program Year 2016
MORRIS COUNTY , NJ

DATE: 09-12-17
TIME: 16:08
PAGE: 4

Plan Year	IDIS Project	IDIS Activity	Voucher Number	Activity Name	Matrix Code	National Objective	Drawn Amount
2016	47	1328	6047376	Housing Rehabilitation Program	14A	LMH	\$9,700.00
2016	47	1328	6049597	Housing Rehabilitation Program	14A	LMH	\$6,516.00
2016	47	1328	6052422	Housing Rehabilitation Program	14A	LMH	\$4,400.00
2016	47	1328	6053226	Housing Rehabilitation Program	14A	LMH	\$84.00
					14A	Matrix Code	\$365,910.79
2014	2	1304	5943908	Rehab Delivery of Costs	14H	LMH	\$2,996.49
2014	2	1304	5948107	Rehab Delivery of Costs	14H	LMH	\$2,994.87
2014	2	1304	5952396	Rehab Delivery of Costs	14H	LMH	\$2,996.50
2014	2	1304	5956621	Rehab Delivery of Costs	14H	LMH	\$2,996.51
2014	2	1304	5961122	Rehab Delivery of Costs	14H	LMH	\$2,996.48
2014	2	1304	5964489	Rehab Delivery of Costs	14H	LMH	\$2,996.51
2014	2	1304	5970034	Rehab Delivery of Costs	14H	LMH	\$2,996.51
2014	2	1304	5974311	Rehab Delivery of Costs	14H	LMH	\$2,072.54
2016	51	1335	5974311	14H Rehabilitation Administration-Delivery	14H	LMH	\$923.96
2016	51	1335	5979096	14H Rehabilitation Administration-Delivery	14H	LMH	\$2,996.49
2016	51	1335	5983505	14H Rehabilitation Administration-Delivery	14H	LMH	\$2,996.50
2016	51	1335	5987254	14H Rehabilitation Administration-Delivery	14H	LMH	\$2,996.51
2016	51	1335	5991834	14H Rehabilitation Administration-Delivery	14H	LMH	\$2,996.50
2016	51	1335	5995387	14H Rehabilitation Administration-Delivery	14H	LMH	\$2,996.50
2016	51	1335	5996456	14H Rehabilitation Administration-Delivery	14H	LMH	\$2,994.86
2016	51	1335	6000046	14H Rehabilitation Administration-Delivery	14H	LMH	\$1.00
2016	51	1335	6004573	14H Rehabilitation Administration-Delivery	14H	LMH	\$3,000.38
2016	51	1335	6009240	14H Rehabilitation Administration-Delivery	14H	LMH	\$2,999.20
2016	51	1335	6014260	14H Rehabilitation Administration-Delivery	14H	LMH	\$3,000.84
2016	51	1335	6018926	14H Rehabilitation Administration-Delivery	14H	LMH	\$3,000.82
2016	51	1335	6023119	14H Rehabilitation Administration-Delivery	14H	LMH	\$3,000.84
2016	51	1335	6027663	14H Rehabilitation Administration-Delivery	14H	LMH	\$3,000.28
2016	51	1335	6031910	14H Rehabilitation Administration-Delivery	14H	LMH	\$3,000.83
2016	51	1335	6037398	14H Rehabilitation Administration-Delivery	14H	LMH	\$3,000.33
2016	51	1335	6041672	14H Rehabilitation Administration-Delivery	14H	LMH	\$3,000.84
2016	51	1335	6044728	14H Rehabilitation Administration-Delivery	14H	LMH	\$3,000.84
2016	51	1335	6050328	14H Rehabilitation Administration-Delivery	14H	LMH	\$3,000.83
2016	51	1335	6055272	14H Rehabilitation Administration-Delivery	14H	LMH	\$2,999.19
					14H	Matrix Code	\$77,953.95
Total							\$1,565,865.06

LINE 27 DETAIL: ACTIVITIES INCLUDED IN THE COMPUTATION OF LINE 27

Plan Year	IDIS Project	IDIS Activity	Voucher Number	Activity Name	Matrix Code	National Objective	Drawn Amount
2016	38	1318	6002988	Program Rental costs & Salary-Family Promise	03T	LMC	\$12,439.93
2016	38	1318	6031618	Program Rental costs & Salary-Family Promise	03T	LMC	\$12,375.10
					03T	Matrix Code	\$24,815.03
2015	7	1284	5945072	JBWS Children's Program	05G	LMC	\$15,000.00
2016	39	1319	6051255	Children's Program-JBWS	05G	LMC	\$15,000.00
					05G	Matrix Code	\$30,000.00
2016	41	1320	6010797	Educational Assistance-Mental Health	05H	LMC	\$6,646.50
2016	41	1320	6031618	Educational Assistance-Mental Health	05H	LMC	\$1,220.20
					05H	Matrix Code	\$7,866.70
2015	8	1286	5949575	Children on the Green Childcare Scholarships	05L	LMC	\$3,335.20
2015	8	1286	5953923	Children on the Green Childcare Scholarships	05L	LMC	\$3,162.60
2015	8	1286	5954411	Children on the Green Childcare Scholarships	05L	LMC	\$1.00
2015	8	1286	5973263	Children on the Green Childcare Scholarships	05L	LMC	\$1,823.72
2015	8	1287	5953923	Homeless Solutions Childcare Scholarships	05L	LMC	\$38,561.00
2015	8	1287	5969338	Homeless Solutions Childcare Scholarships	05L	LMC	\$4,984.54
2015	8	1287	5988076	Homeless Solutions Childcare Scholarships	05L	LMC	\$3,884.00



Office of Community Planning and Development
U.S. Department of Housing and Urban Development
Integrated Disbursement and Information System
PR26 - CDBG Financial Summary Report
Program Year 2016
MORRIS COUNTY , NJ

DATE: 09-12-17
TIME: 16:08
PAGE: 5

Plan Year	IDIS Project	IDIS Activity	Voucher Number	Activity Name	Matrix Code	National Objective	Drawn Amount
2015	8	1287	5993153	Homeless Solutions Childcare Scholarships	05L	LMC	\$2,570.46
2015	8	1288	5945072	Morristown Neighborhood House Childcare Scholarships-School Age	05L	LMC	\$11,220.00
2016	42	1321	5996991	Summer Camp Scholarships-Cedar Hill CD	05L	LMC	\$18,500.00
2016	42	1322	6002988	Childcare Scholarships-Children on the Green	05L	LMC	\$2,631.20
2016	42	1322	6014623	Childcare Scholarships-Children on the Green	05L	LMC	\$2,678.72
2016	42	1322	6026262	Childcare Scholarships-Children on the Green	05L	LMC	\$3,044.60
2016	42	1322	6036010	Childcare Scholarships-Children on the Green	05L	LMC	\$3,339.60
2016	42	1322	6040931	Childcare Scholarships-Children on the Green	05L	LMC	\$2,904.00
2016	42	1322	6056644	Childcare Scholarships-Children on the Green	05L	LMC	\$3,339.60
2016	42	1323	6002988	Morristown Neighborhood House	05L	LMC	\$14,998.00
2016	42	1323	6031618	Morristown Neighborhood House	05L	LMC	\$12,997.52
					05L	Matrix Code	\$133,975.76
2016	45	1325	5973263	Case Supervisor Positions-CASA	05N	LMC	\$16,279.00
2016	45	1325	6002988	Case Supervisor Positions-CASA	05N	LMC	\$13,999.00
2016	45	1325	6031618	Case Supervisor Positions-CASA	05N	LMC	\$16,330.60
2016	45	1326	6010797	Clinical Counseling Program-Deirdre O'Brien	05N	LMC	\$8,448.38
2016	45	1326	6026262	Clinical Counseling Program-Deirdre O'Brien	05N	LMC	\$10,103.07
2016	45	1326	6031618	Clinical Counseling Program-Deirdre O'Brien	05N	LMC	\$10,262.87
					05N	Matrix Code	\$75,422.92
Total							\$272,080.41

LINE 37 DETAIL: ACTIVITIES INCLUDED IN THE COMPUTATION OF LINE 37

Plan Year	IDIS Project	IDIS Activity	Voucher Number	Activity Name	Matrix Code	National Objective	Drawn Amount
2014	1	1236	6052378	Administration	21A		\$4,458.27
2015	1	1294	5943908	Administration	21A		\$4,853.99
2015	1	1294	5945072	Administration	21A		\$10.98
2015	1	1294	5948107	Administration	21A		\$5,876.09
2015	1	1294	5949575	Administration	21A		\$9,228.05
2015	1	1294	5952396	Administration	21A		\$4,767.58
2015	1	1294	5953923	Administration	21A		\$32.48
2015	1	1294	5955516	Administration	21A		\$63.38
2015	1	1294	5956621	Administration	21A		\$4,649.20
2015	1	1294	5960350	Administration	21A		\$49,999.15
2015	1	1294	5961122	Administration	21A		\$1,652.67
2015	1	1294	5964489	Administration	21A		\$5,086.66
2015	1	1294	5966408	Administration	21A		\$370.66
2015	1	1294	5973263	Administration	21A		\$3,946.75
2015	1	1294	5974311	Administration	21A		\$8,421.68
2016	29	1329	5969338	Administration	21A		\$141.47
2016	29	1329	5970034	Administration	21A		\$4,764.37
2016	29	1329	5973263	Administration	21A		\$21.69
2016	29	1329	5974311	Administration	21A		\$4,751.57
2016	29	1329	5978459	Administration	21A		\$2,497.87
2016	29	1329	5979096	Administration	21A		\$4,751.59
2016	29	1329	5982492	Administration	21A		\$13.19
2016	29	1329	5983505	Administration	21A		\$4,828.36
2016	29	1329	5987254	Administration	21A		\$4,802.76
2016	29	1329	5988076	Administration	21A		\$499.53
2016	29	1329	5991834	Administration	21A		\$4,828.36
2016	29	1329	5993153	Administration	21A		\$101.68
2016	29	1329	5995387	Administration	21A		\$29,224.08
2016	29	1329	5996456	Administration	21A		\$4,850.14
2016	29	1329	5996991	Administration	21A		\$2,540.37



Office of Community Planning and Development
U.S. Department of Housing and Urban Development
Integrated Disbursement and Information System
PR26 - CDBG Financial Summary Report
Program Year 2016
MORRIS COUNTY , NJ

DATE: 09-12-17
TIME: 16:08
PAGE: 6

Plan Year	IDIS Project	IDIS Activity	Voucher Number	Activity Name	Matrix Code	National Objective	Drawn Amount
2016	29	1329	6002988	Administration	21A		\$206.06
2016	29	1329	6004573	Administration	21A		\$4,748.32
2016	29	1329	6009240	Administration	21A		\$4,464.35
2016	29	1329	6010797	Administration	21A		\$2,889.30
2016	29	1329	6014260	Administration	21A		\$4,774.01
2016	29	1329	6014623	Administration	21A		\$50.17
2016	29	1329	6016719	Administration	21A		\$483.00
2016	29	1329	6018926	Administration	21A		\$7,877.63
2016	29	1329	6020019	Administration	21A		\$51.07
2016	29	1329	6023119	Administration	21A		\$1,875.99
2016	29	1329	6026262	Administration	21A		\$17,917.33
2016	29	1329	6027663	Administration	21A		\$4,877.34
2016	29	1329	6031618	Administration	21A		\$13.42
2016	29	1329	6031910	Administration	21A		\$4,876.81
2016	29	1329	6034477	Administration	21A		\$43.46
2016	29	1329	6036010	Administration	21A		\$1,126.61
2016	29	1329	6037398	Administration	21A		\$4,877.31
2016	29	1329	6038742	Administration	21A		\$140.86
2016	29	1329	6041672	Administration	21A		\$4,876.82
2016	29	1329	6043936	Administration	21A		\$6,953.87
2016	29	1329	6044728	Administration	21A		\$4,876.82
2016	29	1329	6050328	Administration	21A		\$4,912.15
2016	29	1329	6051255	Administration	21A		\$27,547.82
2016	29	1329	6055272	Administration	21A		\$4,867.98
2016	29	1329	6056644	Administration	21A		\$375.16
2016	29	1329	6069633	Administration	21A		\$26,057.14
2016	29	1329	6075197	Administration	21A		\$8,550.00
Total					21A	Matrix Code	\$322,345.42



U.S. Department of Housing and Urban Development
Office of Community Planning and Development
Integrated Disbursement and Information System
CDBG Activity Summary Report (GPR) for Program Year 2016
MORRIS COUNTY

Date: 08-Sep-2017
Time: 12:39
Page: 1

PGM Year: 2013
Project: 0001 - Rehab; Single Unit Residential
IDIS Activity: 1194 - Rehab; Single-Unit Residential

Status: Completed 6/28/2017 12:00:00 AM
Location: Address Suppressed

Objective: Create suitable living environments

Outcome: Affordability

Matrix Code: Rehab; Single-Unit Residential (14A)

National Objective: LMH

Initial Funding Date: 08/30/2013

Description:

Repair of major system repairs for income eligible households.

Financing

	Fund Type	Grant Year	Grant	Funded Amount	Drawn In Program Year	Drawn Thru Program Year
CDBG	EN	Pre-2015		\$132,337.83	\$0.00	\$0.00
		2012	B12UC340105		\$0.00	\$19,427.92
		2013	B13UC340105		\$0.00	\$36,305.00
		2014	B14UC340105		\$74,167.91	\$76,604.91
	PI			\$134,401.00	\$42,684.00	\$134,401.00
Total	Total			\$266,738.83	\$116,851.91	\$266,738.83

Proposed Accomplishments

Housing Units : 42

Actual Accomplishments

Number assisted:

	Owner		Renter		Total		Person	
	Total	Hispanic	Total	Hispanic	Total	Hispanic	Total	Hispanic
White:	6	1	0	0	6	1	0	0
Black/African American:	0	0	0	0	0	0	0	0
Asian:	0	0	0	0	0	0	0	0
American Indian/Alaskan Native:	0	0	0	0	0	0	0	0
Native Hawaiian/Other Pacific Islander:	0	0	0	0	0	0	0	0
American Indian/Alaskan Native & White:	0	0	0	0	0	0	0	0
Asian White:	0	0	0	0	0	0	0	0
Black/African American & White:	0	0	0	0	0	0	0	0
American Indian/Alaskan Native & Black/African American:	0	0	0	0	0	0	0	0
Other multi-racial:	0	0	0	0	0	0	0	0
Asian/Pacific Islander:	0	0	0	0	0	0	0	0



U.S. Department of Housing and Urban Development
Office of Community Planning and Development
Integrated Disbursement and Information System
CDBG Activity Summary Report (GPR) for Program Year 2016
MORRIS COUNTY

Date: 08-Sep-2017
Time: 12:39
Page: 2

Hispanic:	0	0	0	0	0	0	0	0
Total:	6	1	0	0	6	1	0	0

Female-headed Households:	0	0	0
---------------------------	---	---	---

Income Category:

	Owner	Renter	Total	Person
Extremely Low	2	0	2	0
Low Mod	3	0	3	0
Moderate	2	0	2	0
Non Low Moderate	0	0	0	0
Total	7	0	7	0
Percent Low/Mod	100.0%		100.0%	

Annual Accomplishments

Years	Accomplishment Narrative	# Benefitting
2013	All accomplishments for Program Year 2013 were achieved in activity #1155-PY 2012 Rehab.	
2014	Three units completed, two underway. Beneficiaries overlap with PY 2012 and 2014 with partial payments.	
2015	The Rehab Program provides rehabilitation for low and low-mod owner occupied housing units., Program continued in FY 2014 funding	
2016	The Rehabilitation Program continues to serve low/low/mod income households for system failures.	



U.S. Department of Housing and Urban Development
Office of Community Planning and Development
Integrated Disbursement and Information System
CDBG Activity Summary Report (GPR) for Program Year 2016
MORRIS COUNTY

Date: 08-Sep-2017
Time: 12:39
Page: 3

PGM Year: 2013
Project: 0002 - Program Administration
IDIS Activity: 1197 - CDBG Admin

Status: Completed 7/28/2017 12:00:00 AM
Location: ,

Objective:
Outcome:
Matrix Code: General Program Administration (21A) **National Objective:**

Initial Funding Date: 09/24/2013

Description:

Administration of CDBG Program.
This activity will be cancelled, funds reprogrammed to new activities.

Financing

	Fund Type	Grant Year	Grant	Funded Amount	Drawn In Program Year	Drawn Thru Program Year
CDBG	EN	Pre-2015		\$89,644.82	\$0.00	\$0.00
		2013	B13UC340105		\$0.00	\$81,737.74
		2014	B14UC340105		\$0.00	\$7,907.08
Total	Total			\$89,644.82	\$0.00	\$89,644.82

Proposed Accomplishments

Actual Accomplishments

<i>Number assisted:</i>	Owner		Renter		Total		Person	
	Total	Hispanic	Total	Hispanic	Total	Hispanic	Total	Hispanic
White:					0	0		
Black/African American:					0	0		
Asian:					0	0		
American Indian/Alaskan Native:					0	0		
Native Hawaiian/Other Pacific Islander:					0	0		
American Indian/Alaskan Native & White:					0	0		
Asian White:					0	0		
Black/African American & White:					0	0		
American Indian/Alaskan Native & Black/African American:					0	0		
Other multi-racial:					0	0		
Asian/Pacific Islander:					0	0		
Hispanic:					0	0		
Total:	0	0	0	0	0	0	0	0



U.S. Department of Housing and Urban Development
Office of Community Planning and Development
Integrated Disbursement and Information System
CDBG Activity Summary Report (GPR) for Program Year 2016
MORRIS COUNTY

Date: 08-Sep-2017

Time: 12:39

Page: 4

Female-headed Households:

0

Income Category:

	Owner	Renter	Total	Person
Extremely Low			0	
Low Mod			0	
Moderate			0	
Non Low Moderate			0	
Total	0	0	0	0
Percent Low/Mod				

Annual Accomplishments

No data returned for this view. This might be because the applied filter excludes all data.



U.S. Department of Housing and Urban Development
Office of Community Planning and Development
Integrated Disbursement and Information System
CDBG Activity Summary Report (GPR) for Program Year 2016
MORRIS COUNTY

Date: 08-Sep-2017
Time: 12:39
Page: 5

PGM Year: 2014
Project: 0001 - Administration
IDIS Activity: 1236 - Administration
Status: Completed 7/28/2017 12:00:00 AM
Location: ,

Objective:
Outcome:
Matrix Code: General Program Administration (21A) **National Objective:**

Initial Funding Date: 08/26/2014

Description:

Ongoing program management and oversight

Financing

	Fund Type	Grant Year	Grant	Funded Amount	Drawn In Program Year	Drawn Thru Program Year
CDBG	EN	Pre-2015		\$314,270.72	\$0.00	\$0.00
		2013	B13UC340105		\$0.00	\$261,911.60
		2014	B14UC340105		\$4,458.27	\$52,359.12
Total	Total			\$314,270.72	\$4,458.27	\$314,270.72

Proposed Accomplishments

Actual Accomplishments

Number assisted:

	Owner		Renter		Total		Person	
	Total	Hispanic	Total	Hispanic	Total	Hispanic	Total	Hispanic
White:					0	0		
Black/African American:					0	0		
Asian:					0	0		
American Indian/Alaskan Native:					0	0		
Native Hawaiian/Other Pacific Islander:					0	0		
American Indian/Alaskan Native & White:					0	0		
Asian White:					0	0		
Black/African American & White:					0	0		
American Indian/Alaskan Native & Black/African American:					0	0		
Other multi-racial:					0	0		
Asian/Pacific Islander:					0	0		
Hispanic:					0	0		
Total:	0	0	0	0	0	0	0	0

Female-headed Households:

0



U.S. Department of Housing and Urban Development
Office of Community Planning and Development
Integrated Disbursement and Information System
CDBG Activity Summary Report (GPR) for Program Year 2016
MORRIS COUNTY

Date: 08-Sep-2017

Time: 12:39

Page: 6

Income Category:

	Owner	Renter	Total	Person
Extremely Low			0	
Low Mod			0	
Moderate			0	
Non Low Moderate			0	
Total	0	0	0	0
Percent Low/Mod				

Annual Accomplishments

No data returned for this view. This might be because the applied filter excludes all data.



U.S. Department of Housing and Urban Development
Office of Community Planning and Development
Integrated Disbursement and Information System
CDBG Activity Summary Report (GPR) for Program Year 2016
MORRIS COUNTY

Date: 08-Sep-2017
Time: 12:39
Page: 7

PGM Year: 2014
Project: 0002 - Rehabilitation - homeowner
IDIS Activity: 1237 - Housing rehabilitation program

Status: Open
Location: Address Suppressed

Objective: Create suitable living environments
Outcome: Affordability
Matrix Code: Rehab; Single-Unit Residential (14A) **National Objective:** LMH

Initial Funding Date: 08/26/2014

Description:

Single family owner occupied rehab program to assist owners with code-related repairs.
In Program Year 2015 12 households have been serviced.

Financing

	Fund Type	Grant Year	Grant	Funded Amount	Drawn In Program Year	Drawn Thru Program Year
CDBG	EN	Pre-2015		\$277,458.00	\$0.00	\$0.00
		2013	B13UC340105		\$0.00	\$108,646.00
		2014	B14UC340105		\$86,447.91	\$155,468.91
	PI			\$85,740.00	\$0.00	\$85,740.00
Total	Total			\$363,198.00	\$86,447.91	\$349,854.91

Proposed Accomplishments

Housing Units : 10

Actual Accomplishments

Number assisted:

	Owner		Renter		Total		Person	
	Total	Hispanic	Total	Hispanic	Total	Hispanic	Total	Hispanic
White:	25	4	0	0	25	4	0	0
Black/African American:	1	0	0	0	1	0	0	0
Asian:	0	0	0	0	0	0	0	0
American Indian/Alaskan Native:	0	0	0	0	0	0	0	0
Native Hawaiian/Other Pacific Islander:	0	0	0	0	0	0	0	0
American Indian/Alaskan Native & White:	0	0	0	0	0	0	0	0
Asian White:	0	0	0	0	0	0	0	0
Black/African American & White:	0	0	0	0	0	0	0	0
American Indian/Alaskan Native & Black/African American:	0	0	0	0	0	0	0	0
Other multi-racial:	1	0	0	0	1	0	0	0
Asian/Pacific Islander:	0	0	0	0	0	0	0	0
Hispanic:	0	0	0	0	0	0	0	0



U.S. Department of Housing and Urban Development
Office of Community Planning and Development
Integrated Disbursement and Information System
CDBG Activity Summary Report (GPR) for Program Year 2016
MORRIS COUNTY

Date: 08-Sep-2017
Time: 12:39
Page: 8

Total:	27	4	0	0	27	4	0	0
---------------	-----------	----------	----------	----------	-----------	----------	----------	----------

Female-headed Households:	8		0		8			
---------------------------	---	--	---	--	---	--	--	--

Income Category:

	Owner	Renter	Total	Person
Extremely Low	9	0	9	0
Low Mod	11	0	11	0
Moderate	10	0	10	0
Non Low Moderate	0	0	0	0
Total	30	0	30	0
Percent Low/Mod	100.0%		100.0%	

Annual Accomplishments

Years	Accomplishment Narrative	# Benefitting
2014	Serving 27 households in Morris County	
2015	The Rehab Program has provided rehabilitation to 12 owner-occupied housing units	
2016	The Rehabilitation Program continues to serve low & low/mod income households in alleviating system failures.	



U.S. Department of Housing and Urban Development
Office of Community Planning and Development
Integrated Disbursement and Information System
CDBG Activity Summary Report (GPR) for Program Year 2016
MORRIS COUNTY

Date: 08-Sep-2017
Time: 12:39
Page: 9

PGM Year: 2014
Project: 0013 - Housing construction
IDIS Activity: 1239 - Madison Affordable Tabor Road site work

Status: Completed 6/22/2017 12:00:00 AM
Location: 260 Tabor Rd Morris Plains, NJ 07950-2613

Objective: Provide decent affordable housing
Outcome: Availability/accessibility
Matrix Code: Construction of Housing (12) **National Objective:** LMH

Initial Funding Date: 03/24/2015

Description:

Phase I of development of new affordable rental housing will start with the site work in support of development of 56 units.
18 - one bedroom; 26 - two bedroom and 6 - three bedroom

Financing

	Fund Type	Grant Year	Grant	Funded Amount	Drawn In Program Year	Drawn Thru Program Year
CDBG	EN	Pre-2015		\$100,000.00	\$0.00	\$0.00
		2013	B13UC340105		\$0.00	\$25,000.00
		2014	B14UC340105		\$15,000.00	\$75,000.00
Total	Total			\$100,000.00	\$15,000.00	\$100,000.00

Proposed Accomplishments

Housing Units : 100

Actual Accomplishments

Number assisted:

	Owner		Renter		Total		Person	
	Total	Hispanic	Total	Hispanic	Total	Hispanic	Total	Hispanic
White:	0	0	28	9	28	9	0	0
Black/African American:	0	0	26	0	26	0	0	0
Asian:	0	0	0	0	0	0	0	0
American Indian/Alaskan Native:	0	0	0	0	0	0	0	0
Native Hawaiian/Other Pacific Islander:	0	0	0	0	0	0	0	0
American Indian/Alaskan Native & White:	0	0	0	0	0	0	0	0
Asian White:	0	0	0	0	0	0	0	0
Black/African American & White:	0	0	0	0	0	0	0	0
American Indian/Alaskan Native & Black/African American:	0	0	0	0	0	0	0	0
Other multi-racial:	0	0	2	0	2	0	0	0
Asian/Pacific Islander:	0	0	0	0	0	0	0	0
Hispanic:	0	0	0	0	0	0	0	0
Total:	0	0	56	9	56	9	0	0



U.S. Department of Housing and Urban Development
Office of Community Planning and Development
Integrated Disbursement and Information System
CDBG Activity Summary Report (GPR) for Program Year 2016
MORRIS COUNTY

Date: 08-Sep-2017
Time: 12:39
Page: 10

Female-headed Households: 0 0 0

Income Category:

	Owner	Renter	Total	Person
Extremely Low	0	13	13	0
Low Mod	0	20	20	0
Moderate	0	23	23	0
Non Low Moderate	0	0	0	0
Total	0	56	56	0
Percent Low/Mod		100.0%	100.0%	

Annual Accomplishments

Years	Accomplishment Narrative	# Benefitting
2014	The pre-construction site work has begun. 25% completed.	
2015	The project, Davenport Village is progressing and is approximately 65% completed.	
2016	Project is completed. Connected to the PY 2015 activity for the same project.	



U.S. Department of Housing and Urban Development
Office of Community Planning and Development
Integrated Disbursement and Information System
CDBG Activity Summary Report (GPR) for Program Year 2016
MORRIS COUNTY

Date: 08-Sep-2017
Time: 12:39
Page: 11

PGM Year: 2014
Project: 0004 - Public Facilities - Senior Centers
IDIS Activity: 1242 - Washington Twp. Senior Center

Status: Completed 3/8/2017 12:00:00 AM
Location: 34 E Springtown Rd Long Valley, NJ 07853-3340

Objective: Create suitable living environments
Outcome: Sustainability
Matrix Code: Senior Centers (03A) **National Objective:** LMC

Initial Funding Date: 02/09/2015

Description:

Purchase and installation of an emergency generator so that the Center can be used as a warmingcooling shelter for seniors in the event of an emergency.

Financing

	Fund Type	Grant Year	Grant	Funded Amount	Drawn In Program Year	Drawn Thru Program Year
CDBG	EN	Pre-2015		\$47,197.91	\$0.00	\$0.00
		2014	B14UC340105		\$47,197.91	\$47,197.91
Total	Total			\$47,197.91	\$47,197.91	\$47,197.91

Proposed Accomplishments

Public Facilities : 1

Actual Accomplishments

Number assisted:

	Owner		Renter		Total		Person	
	Total	Hispanic	Total	Hispanic	Total	Hispanic	Total	Hispanic
White:	0	0	0	0	0	0	974	0
Black/African American:	0	0	0	0	0	0	4	0
Asian:	0	0	0	0	0	0	10	0
American Indian/Alaskan Native:	0	0	0	0	0	0	0	0
Native Hawaiian/Other Pacific Islander:	0	0	0	0	0	0	0	0
American Indian/Alaskan Native & White:	0	0	0	0	0	0	0	0
Asian White:	0	0	0	0	0	0	0	0
Black/African American & White:	0	0	0	0	0	0	0	0
American Indian/Alaskan Native & Black/African American:	0	0	0	0	0	0	0	0
Other multi-racial:	0	0	0	0	0	0	0	0
Asian/Pacific Islander:	0	0	0	0	0	0	0	0
Hispanic:	0	0	0	0	0	0	0	0
Total:	0	0	0	0	0	0	988	0

Female-headed Households:

0 0 0



U.S. Department of Housing and Urban Development
Office of Community Planning and Development
Integrated Disbursement and Information System
CDBG Activity Summary Report (GPR) for Program Year 2016
MORRIS COUNTY

Date: 08-Sep-2017
Time: 12:39
Page: 12

Income Category:

	Owner	Renter	Total	Person
Extremely Low	0	0	0	0
Low Mod	0	0	0	0
Moderate	0	0	0	988
Non Low Moderate	0	0	0	0
Total	0	0	0	988
Percent Low/Mod				100.0%

Annual Accomplishments

Years	Accomplishment Narrative	# Benefitting
2014	Project stalled due to the specific manufacture of the generator and the time involved.	
2015	Project is now underway, 95% completed, awaiting draw down.	
2016	The improvements to the senior center greatly improved the facility and it's continued service to the senior citizens of Washington Township.	



U.S. Department of Housing and Urban Development
Office of Community Planning and Development
Integrated Disbursement and Information System
CDBG Activity Summary Report (GPR) for Program Year 2016
MORRIS COUNTY

Date: 08-Sep-2017
Time: 12:39
Page: 13

PGM Year: 2014
Project: 0005 - Community Facilities that serve persons who are homeless
IDIS Activity: 1244 - Bethel AME Church

Status: Completed 5/19/2017 12:00:00 AM
Location: 50 Spring St Morristown, NJ 07960-7112

Objective: Create suitable living environments
Outcome: Sustainability
Matrix Code: Neighborhood Facilities (03E)

National Objective: LMC

Initial Funding Date: 02/09/2015

Description:

Replacement of windows with energy-efficient double pane glass.

Financing

	Fund Type	Grant Year	Grant	Funded Amount	Drawn In Program Year	Drawn Thru Program Year
CDBG	EN	Pre-2015		\$76,872.00	\$0.00	\$0.00
		2014	B14UC340105		\$1,922.00	\$76,872.00
Total	Total			\$76,872.00	\$1,922.00	\$76,872.00

Proposed Accomplishments

Public Facilities : 1

Actual Accomplishments

Number assisted:

	Owner		Renter		Total		Person	
	Total	Hispanic	Total	Hispanic	Total	Hispanic	Total	Hispanic
White:	0	0	0	0	0	0	24	6
Black/African American:	0	0	0	0	0	0	36	3
Asian:	0	0	0	0	0	0	3	0
American Indian/Alaskan Native:	0	0	0	0	0	0	0	0
Native Hawaiian/Other Pacific Islander:	0	0	0	0	0	0	0	0
American Indian/Alaskan Native & White:	0	0	0	0	0	0	0	0
Asian White:	0	0	0	0	0	0	2	0
Black/African American & White:	0	0	0	0	0	0	5	0
American Indian/Alaskan Native & Black/African American:	0	0	0	0	0	0	1	0
Other multi-racial:	0	0	0	0	0	0	0	0
Asian/Pacific Islander:	0	0	0	0	0	0	0	0
Hispanic:	0	0	0	0	0	0	0	0
Total:	0	0	0	0	0	0	71	9

Female-headed Households:

0 0 0



U.S. Department of Housing and Urban Development
Office of Community Planning and Development
Integrated Disbursement and Information System
CDBG Activity Summary Report (GPR) for Program Year 2016
MORRIS COUNTY

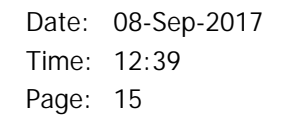
Date: 08-Sep-2017
Time: 12:39
Page: 14

Income Category:

	Owner	Renter	Total	Person
Extremely Low	0	0	0	71
Low Mod	0	0	0	0
Moderate	0	0	0	0
Non Low Moderate	0	0	0	0
Total	0	0	0	71
Percent Low/Mod				100.0%

Annual Accomplishments

Years	Accomplishment Narrative	# Benefitting
2014	Delays in bidding process. Had to re-bid due to high estimates. Work to begin within 60 days. Accomplishments to be recorded in PY2016	
2015	Work is 95% completed, should be completed within 45 days. Accomplishments to be recorded I PY 2016	
2016	Project is completed. The soup kitchen continues to serve a very needy population in Morristown.	



Page: 15 of 97



U.S. Department of Housing and Urban Development
Office of Community Planning and Development
Integrated Disbursement and Information System
CDBG Activity Summary Report (GPR) for Program Year 2016
MORRIS COUNTY

Date: 08-Sep-2017
Time: 12:39
Page: 16

Female-headed Households:

0 0 0

Income Category:

	Owner	Renter	Total	Person
Extremely Low	0	0	0	0
Low Mod	0	0	0	0
Moderate	0	0	0	164
Non Low Moderate	0	0	0	0
Total	0	0	0	164
Percent Low/Mod				100.0%

Annual Accomplishments

Years	Accomplishment Narrative	# Benefitting
2014	Delay in securing approval from Historic Preservation. Grant agreement has now been sent out. Work to begin shortly.	
2015	Pre-construction meeting was held and Construction has begun. All accomplishments will be stated in PY 2016	
2016	Project is completed awaiting final voucher & close out information.	



U.S. Department of Housing and Urban Development
Office of Community Planning and Development
Integrated Disbursement and Information System
CDBG Activity Summary Report (GPR) for Program Year 2016
MORRIS COUNTY

Date: 08-Sep-2017
Time: 12:39
Page: 17

PGM Year:	2014		
Project:	0005 - Community Facilities that serve persons who are homeless		
IDIS Activity:	1246 - St. John's Church Soup kitchen		
Status:	Completed 5/22/2017 12:00:00 AM	Objective:	Create suitable living environments
Location:	226 Cornelia St Boonton, NJ 07005-1712	Outcome:	Sustainability
		Matrix Code:	Neighborhood Facilities (03E)
		National Objective:	LMC

Initial Funding Date: 02/09/2015

Description:

Upgrade kitchen facility to correct code violations include fire suppression system, ventilation and dilapidated equipment.
Redesign food prep area.
St.
Johns' provides meals to low income and homeless persons.

Financing

	Fund Type	Grant Year	Grant	Funded Amount	Drawn In Program Year	Drawn Thru Program Year
CDBG	EN	Pre-2015		\$48,209.20	\$0.00	\$0.00
		2014	B14UC340105		\$8,990.00	\$48,209.20
Total	Total			\$48,209.20	\$8,990.00	\$48,209.20

Proposed Accomplishments

Public Facilities : 1

Actual Accomplishments

Number assisted:

	Owner		Renter		Total		Person	
	Total	Hispanic	Total	Hispanic	Total	Hispanic	Total	Hispanic
White:	0	0	0	0	0	0	53	18
Black/African American:	0	0	0	0	0	0	11	0
Asian:	0	0	0	0	0	0	0	0
American Indian/Alaskan Native:	0	0	0	0	0	0	0	0
Native Hawaiian/Other Pacific Islander:	0	0	0	0	0	0	0	0
American Indian/Alaskan Native & White:	0	0	0	0	0	0	0	0
Asian White:	0	0	0	0	0	0	0	0
Black/African American & White:	0	0	0	0	0	0	0	0
American Indian/Alaskan Native & Black/African American:	0	0	0	0	0	0	0	0
Other multi-racial:	0	0	0	0	0	0	0	0
Asian/Pacific Islander:	0	0	0	0	0	0	0	0
Hispanic:	0	0	0	0	0	0	0	0



U.S. Department of Housing and Urban Development
Office of Community Planning and Development
Integrated Disbursement and Information System
CDBG Activity Summary Report (GPR) for Program Year 2016
MORRIS COUNTY

Date: 08-Sep-2017
Time: 12:39
Page: 18

Total:	0	0	0	0	0	0	64	18
---------------	----------	----------	----------	----------	----------	----------	-----------	-----------

Female-headed Households:	0		0		0			
---------------------------	---	--	---	--	---	--	--	--

Income Category:

	Owner	Renter	Total	Person
Extremely Low	0	0	0	60
Low Mod	0	0	0	4
Moderate	0	0	0	0
Non Low Moderate	0	0	0	0
Total	0	0	0	64
Percent Low/Mod				100.0%

Annual Accomplishments

Years	Accomplishment Narrative	# Benefitting
2014	Work in progress. Awaiting first voucher.	
2015	Work is nearing completion. Approx. 85% completed.	
2016	Project completed. The church continues to serve the needy population through the soup kitchen.	



U.S. Department of Housing and Urban Development
Office of Community Planning and Development
Integrated Disbursement and Information System
CDBG Activity Summary Report (GPR) for Program Year 2016
MORRIS COUNTY

Date: 08-Sep-2017
Time: 12:39
Page: 19

PGM Year: 2014
Project: 0004 - Public Facilities - Senior Centers
IDIS Activity: 1247 - Roxbury Senior Center

Status: Open
Location: 72 Eyland Ave Succasunna, NJ 07876-1622

Objective: Create suitable living environments
Outcome: Sustainability
Matrix Code: Neighborhood Facilities (03E)

National Objective: LMC

Initial Funding Date: 03/24/2015

Description:

Senior Center Improvementsupgrades to include entrance door, ADA bathrooms, entranceway roof, sheetrock, add storage, and kitchen upgrades.
The kitchen upgrades will include flooring, walls, stove replacement and reconfigure sink area.

Financing

	Fund Type	Grant Year	Grant	Funded Amount	Drawn In Program Year	Drawn Thru Program Year
CDBG	EN	Pre-2015		\$69,500.00	\$0.00	\$0.00
		2014	B14UC340105		\$69,500.00	\$69,500.00
Total	Total			\$69,500.00	\$69,500.00	\$69,500.00

Proposed Accomplishments

Public Facilities : 1

Actual Accomplishments

Number assisted:

	Owner		Renter		Total		Person	
	Total	Hispanic	Total	Hispanic	Total	Hispanic	Total	Hispanic
White:	0	0	0	0	0	0		0
Black/African American:	0	0	0	0	0	0	0	0
Asian:	0	0	0	0	0	0	0	0
American Indian/Alaskan Native:	0	0	0	0	0	0	0	0
Native Hawaiian/Other Pacific Islander:	0	0	0	0	0	0	0	0
American Indian/Alaskan Native & White:	0	0	0	0	0	0	0	0
Asian White:	0	0	0	0	0	0	0	0
Black/African American & White:	0	0	0	0	0	0	0	0
American Indian/Alaskan Native & Black/African American:	0	0	0	0	0	0	0	0
Other multi-racial:	0	0	0	0	0	0	0	0
Asian/Pacific Islander:	0	0	0	0	0	0	0	0
Hispanic:	0	0	0	0	0	0	0	0
Total:	0	0	0	0	0	0	0	0



U.S. Department of Housing and Urban Development
Office of Community Planning and Development
Integrated Disbursement and Information System
CDBG Activity Summary Report (GPR) for Program Year 2016
MORRIS COUNTY

Date: 08-Sep-2017
Time: 12:39
Page: 20

Female-headed Households:

0 0 0

Income Category:

	Owner	Renter	Total	Person
Extremely Low	0	0	0	0
Low Mod	0	0	0	0
Moderate	0	0	0	0
Non Low Moderate	0	0	0	0
Total	0	0	0	0

Percent Low/Mod

Annual Accomplishments

Years	Accomplishment Narrative	# Benefitting
2014	Delay in bidding process. Grant agreement has just gone out. Work will begin within 30 days.	
2015	Changes in plans & specifications resulted in unforeseen delays. Architectural bidding has been completed. Awaiting plans & specs now from the architect so to go out to bid. an extension was requested and approved.	
2016	The improvements to the senior center have greatly improved the center as it continues to serve the senior citizens of Roxbury Township.	



U.S. Department of Housing and Urban Development
Office of Community Planning and Development
Integrated Disbursement and Information System
CDBG Activity Summary Report (GPR) for Program Year 2016
MORRIS COUNTY

Date: 08-Sep-2017
Time: 12:39
Page: 21

PGM Year: 2014
Project: 0006 - water/sewer improvements
IDIS Activity: 1249 - Netcong WaterMain Replacement

Status: Completed 7/28/2016 12:00:00 AM
Location: 23 Maple Ave Netcong, NJ 07857-1105

Objective: Create suitable living environments
Outcome: Sustainability
Matrix Code: Water/Sewer Improvements (03J) **National Objective:** LMA

Initial Funding Date: 12/23/2014

Description:

Replacement of watermain on Church Street including 44 individual sewer connections with meters, street restoration

Financing

	Fund Type	Grant Year	Grant	Funded Amount	Drawn In Program Year	Drawn Thru Program Year
CDBG	EN	Pre-2015		\$80,000.00	\$0.00	\$0.00
		2014	B14UC340105		\$64,000.00	\$80,000.00
Total	Total			\$80,000.00	\$64,000.00	\$80,000.00

Proposed Accomplishments

People (General) : 2,135

Total Population in Service Area: 2,135

Census Tract Percent Low / Mod: 30.68

Annual Accomplishments

Years	Accomplishment Narrative	# Benefitting
2014	Project has been bid out & a contractor chosen. Work to begin 7/20/2015	
2015	Project is moving along and was completed 5/3/2016. Awaiting final voucher & closeout. The upgrade, through the water main replacement will benefit the town greatly. The invoicing for FY 2015 was delayed and will be shown in FY 2016 reports. The project is completed and closed. This has been a major improvement in the water system for the Borough of Netcong.	
2016	The replacement of the faulty water main has improved service to the people in the immediate area.	



U.S. Department of Housing and Urban Development
Office of Community Planning and Development
Integrated Disbursement and Information System
CDBG Activity Summary Report (GPR) for Program Year 2016
MORRIS COUNTY

Date: 08-Sep-2017

Time: 12:39

Page: 22

PGM Year: 2014

Project: 0018 - Health Center Restoration

IDIS Activity: 1267 - Health Center Restoration

Status: Completed 5/15/2017 12:00:00 AM

Location: 65 Mount Hope Rd Rockaway, NJ 07866-1634

Objective: Create suitable living environments

Outcome: Availability/accessibility

Matrix Code: Health Facilities (03P)

National Objective: LMC

Initial Funding Date: 03/24/2015

Description:

Repairreplace water damaged, deteriorated walls, ceilings floors of lobby, two examination rooms, two bathrooms, Kitchen and offices.
Sheetrock, painting vinyl flooring and counter tops.
Repairreplace heating & cooling system.

Financing

	Fund Type	Grant Year	Grant	Funded Amount	Drawn In Program Year	Drawn Thru Program Year
CDBG	EN	Pre-2015		\$79,340.00	\$0.00	\$0.00
		2014	B14UC340105		\$79,340.00	\$79,340.00
Total	Total			\$79,340.00	\$79,340.00	\$79,340.00

Proposed Accomplishments

Public Facilities : 10,369

Actual Accomplishments

Number assisted:

	Owner		Renter		Total		Person	
	Total	Hispanic	Total	Hispanic	Total	Hispanic	Total	Hispanic
White:	0	0	0	0	0	0	68	0
Black/African American:	0	0	0	0	0	0	2	0
Asian:	0	0	0	0	0	0	2	0
American Indian/Alaskan Native:	0	0	0	0	0	0	0	0
Native Hawaiian/Other Pacific Islander:	0	0	0	0	0	0	0	0
American Indian/Alaskan Native & White:	0	0	0	0	0	0	0	0
Asian White:	0	0	0	0	0	0	0	0
Black/African American & White:	0	0	0	0	0	0	9	0
American Indian/Alaskan Native & Black/African American:	0	0	0	0	0	0	0	0
Other multi-racial:	0	0	0	0	0	0	39	0
Asian/Pacific Islander:	0	0	0	0	0	0	0	0
Hispanic:	0	0	0	0	0	0	0	0
Total:	0	0	0	0	0	0	120	0



U.S. Department of Housing and Urban Development
Office of Community Planning and Development
Integrated Disbursement and Information System
CDBG Activity Summary Report (GPR) for Program Year 2016
MORRIS COUNTY

Date: 08-Sep-2017
Time: 12:39
Page: 23

Female-headed Households: 0 0 0

Income Category:

	Owner	Renter	Total	Person
Extremely Low	0	0	0	57
Low Mod	0	0	0	43
Moderate	0	0	0	20
Non Low Moderate	0	0	0	0
Total	0	0	0	120
Percent Low/Mod				100.0%

Annual Accomplishments

Years	Accomplishment Narrative	# Benefitting
2014	There were numerous delays with the Dept.of Historic Preservation. Just received their approval. Grant Agreement sent out. Bid process to begin shortly. Accomplishments will be recorded in PY 2016.	
2015	Bid requests closed on 7/28/16. a contractor shall be chosen very soon. Accomplishments will be recorded in PY 2016.	
2016	Projects is now completed. The Health Center received a much needed renovation for better service to the community.	



U.S. Department of Housing and Urban Development
Office of Community Planning and Development
Integrated Disbursement and Information System
CDBG Activity Summary Report (GPR) for Program Year 2016
MORRIS COUNTY

Date: 08-Sep-2017
Time: 12:39
Page: 24

PGM Year: 2015
Project: 0002 - Public Facilities
IDIS Activity: 1273 - Twp. of Randolph Community Center

Status: Completed 6/28/2017 12:00:00 AM
Location: 103 Carrell Rd Randolph, NJ 07869-2963

Objective: Create suitable living environments
Outcome: Availability/accessibility
Matrix Code: Neighborhood Facilities (03E)

National Objective: LMC

Initial Funding Date: 11/18/2015

Description:

Community Center ADA improvements will make the facility accessible to persons with disabilities

Financing

	Fund Type	Grant Year	Grant	Funded Amount	Drawn In Program Year	Drawn Thru Program Year
CDBG	EN	2015	B15UC340105	\$80,000.00	\$80,000.00	\$80,000.00
Total	Total			\$80,000.00	\$80,000.00	\$80,000.00

Proposed Accomplishments

Public Facilities : 1

Actual Accomplishments

Number assisted:

	Owner		Renter		Total		Person	
	Total	Hispanic	Total	Hispanic	Total	Hispanic	Total	Hispanic
White:	0	0	0	0	0	0	7	1
Black/African American:	0	0	0	0	0	0	0	0
Asian:	0	0	0	0	0	0	0	0
American Indian/Alaskan Native:	0	0	0	0	0	0	0	0
Native Hawaiian/Other Pacific Islander:	0	0	0	0	0	0	0	0
American Indian/Alaskan Native & White:	0	0	0	0	0	0	0	0
Asian White:	0	0	0	0	0	0	0	0
Black/African American & White:	0	0	0	0	0	0	0	0
American Indian/Alaskan Native & Black/African American:	0	0	0	0	0	0	0	0
Other multi-racial:	0	0	0	0	0	0	0	0
Asian/Pacific Islander:	0	0	0	0	0	0	0	0
Hispanic:	0	0	0	0	0	0	0	0
Total:	0	0	0	0	0	0	7	1
Female-headed Households:	0		0		0			



U.S. Department of Housing and Urban Development
Office of Community Planning and Development
Integrated Disbursement and Information System
CDBG Activity Summary Report (GPR) for Program Year 2016
MORRIS COUNTY

Date: 08-Sep-2017

Time: 12:39

Page: 25

Income Category:

	Owner	Renter	Total	Person
Extremely Low	0	0	0	0
Low Mod	0	0	0	7
Moderate	0	0	0	0
Non Low Moderate	0	0	0	0
Total	0	0	0	7
Percent Low/Mod				100.0%

Annual Accomplishments

Years	Accomplishment Narrative	# Benefitting
2015	Several delays in the bidding procedure had stalled the project. The project is going out to bid within 30 days & work will begin shortly thereafter. All beneficiary data will be recorded in PY 2016.	
2016	The upgrades to the Community Center has helped improve the level of service & accessibility.	



U.S. Department of Housing and Urban Development
Office of Community Planning and Development
Integrated Disbursement and Information System
CDBG Activity Summary Report (GPR) for Program Year 2016
MORRIS COUNTY

Date: 08-Sep-2017

Time: 12:39

Page: 26

PGM Year: 2015
Project: 0003 - Facilities for Persons with Special Needs
IDIS Activity: 1274 - Daytop

Status: Completed 6/28/2017 12:00:00 AM
Location: 80 W Main St Mendham, NJ 07945-1257

Objective: Create suitable living environments

Outcome: Availability/accessibility

Matrix Code: Handicapped Centers (03B)

National Objective: LMC

Initial Funding Date: 11/18/2015

Description:

Lavatory improvements at Daytop.

Financing

	Fund Type	Grant Year	Grant	Funded Amount	Drawn In Program Year	Drawn Thru Program Year
CDBG	EN	2015	B15UC340105	\$80,000.00	\$80,000.00	\$80,000.00
Total	Total			\$80,000.00	\$80,000.00	\$80,000.00

Proposed Accomplishments

Public Facilities : 1

Actual Accomplishments

Number assisted:

	Owner		Renter		Total		Person	
	Total	Hispanic	Total	Hispanic	Total	Hispanic	Total	Hispanic
White:	0	0	0	0	0	0	96	0
Black/African American:	0	0	0	0	0	0	43	0
Asian:	0	0	0	0	0	0	2	0
American Indian/Alaskan Native:	0	0	0	0	0	0	0	0
Native Hawaiian/Other Pacific Islander:	0	0	0	0	0	0	0	0
American Indian/Alaskan Native & White:	0	0	0	0	0	0	0	0
Asian White:	0	0	0	0	0	0	0	0
Black/African American & White:	0	0	0	0	0	0	7	0
American Indian/Alaskan Native & Black/African American:	0	0	0	0	0	0	0	0
Other multi-racial:	0	0	0	0	0	0	79	73
Asian/Pacific Islander:	0	0	0	0	0	0	0	0
Hispanic:	0	0	0	0	0	0	0	0
Total:	0	0	0	0	0	0	227	73
Female-headed Households:	0		0		0			



U.S. Department of Housing and Urban Development
Office of Community Planning and Development
Integrated Disbursement and Information System
CDBG Activity Summary Report (GPR) for Program Year 2016
MORRIS COUNTY

Date: 08-Sep-2017

Time: 12:39

Page: 27

Income Category:

	Owner	Renter	Total	Person
Extremely Low	0	0	0	227
Low Mod	0	0	0	0
Moderate	0	0	0	0
Non Low Moderate	0	0	0	0
Total	0	0	0	227
Percent Low/Mod				100.0%

Annual Accomplishments

Years	Accomplishment Narrative	# Benefitting
2015	A historic preservation approval expended a considerable amount of time supplying all requested documentation. The project is now moving forward.	
2016	The upgraded restrooms have improved accessibility and functional use. A great improvement to the facility.	



U.S. Department of Housing and Urban Development
Office of Community Planning and Development
Integrated Disbursement and Information System
CDBG Activity Summary Report (GPR) for Program Year 2016
MORRIS COUNTY

Date: 08-Sep-2017
Time: 12:39
Page: 28

PGM Year: 2015
Project: 0002 - Public Facilities
IDIS Activity: 1275 - Rockaway Library Restoration

Status: Open
Location: 82 E Main St Rockaway, NJ 07866-3518

Objective: Create suitable living environments
Outcome: Availability/accessibility
Matrix Code: Neighborhood Facilities (03E)

National Objective: LMA

Initial Funding Date: 12/17/2015

Description:

Exterior repair & restoration of the Rockaway Borough Library to include replace portions of roof, exterior wall structure, repair siding, windows, doors and repair porch.
repair of former "milk room"

Financing

	Fund Type	Grant Year	Grant	Funded Amount	Drawn In Program Year	Drawn Thru Program Year
CDBG	EN	2015	B15UC340105	\$74,485.00	\$0.00	\$0.00
Total	Total			\$74,485.00	\$0.00	\$0.00

Proposed Accomplishments

Public Facilities : 1
Total Population in Service Area: 6,455
Census Tract Percent Low / Mod: 28.51

Annual Accomplishments

Years	Accomplishment Narrative	# Benefitting
2015	Extensive delays awaiting approvals from historic preservation	
2016	There were numerous delays awaiting approvals from the state of NJ regarding improvements to historic properties. The project is now ongoing.	



U.S. Department of Housing and Urban Development
Office of Community Planning and Development
Integrated Disbursement and Information System
CDBG Activity Summary Report (GPR) for Program Year 2016
MORRIS COUNTY

Date: 08-Sep-2017
Time: 12:39
Page: 29

PGM Year:	2015					
Project:	0003 - Facilities for Persons with Special Needs					
IDIS Activity:	1276 - Special Homes of NJ					
Status:	Open	Objective:	Create suitable living environments			
Location:	695 Boonton Ave Boonton, NJ 07005-1601	Outcome:	Availability/accessibility			
		Matrix Code:	Handicapped Centers (03B)	National Objective:	LMC	

Initial Funding Date: 11/18/2015

Description:

Group Home renovations to three residences including additional bedroom, bathrooms, flooring & wheelchair ramp accessibility for ADA compliance.
695 Boonton Avenue, Boonton, 203 Hillside Avenue, Boonton & 257 Mission Road, Washington Township.

Financing

	Fund Type	Grant Year	Grant	Funded Amount	Drawn In Program Year	Drawn Thru Program Year
CDBG	EN	2015	B15UC340105	\$50,400.00	\$7,200.00	\$7,200.00
Total	Total			\$50,400.00	\$7,200.00	\$7,200.00

Proposed Accomplishments

Public Facilities : 1

Actual Accomplishments

Number assisted:

	Owner		Renter		Total		Person	
	Total	Hispanic	Total	Hispanic	Total	Hispanic	Total	Hispanic
White:	0	0	0	0	0	0		0
Black/African American:	0	0	0	0	0	0	0	0
Asian:	0	0	0	0	0	0	0	0
American Indian/Alaskan Native:	0	0	0	0	0	0	0	0
Native Hawaiian/Other Pacific Islander:	0	0	0	0	0	0	0	0
American Indian/Alaskan Native & White:	0	0	0	0	0	0	0	0
Asian White:	0	0	0	0	0	0	0	0
Black/African American & White:	0	0	0	0	0	0	0	0
American Indian/Alaskan Native & Black/African American:	0	0	0	0	0	0	0	0
Other multi-racial:	0	0	0	0	0	0	0	0
Asian/Pacific Islander:	0	0	0	0	0	0	0	0
Hispanic:	0	0	0	0	0	0	0	0
Total:	0	0	0	0	0	0	0	0
Female-headed Households:	0		0		0			



U.S. Department of Housing and Urban Development
Office of Community Planning and Development
Integrated Disbursement and Information System
CDBG Activity Summary Report (GPR) for Program Year 2016
MORRIS COUNTY

Date: 08-Sep-2017

Time: 12:39

Page: 30

Income Category:

	Owner	Renter	Total	Person
Extremely Low	0	0	0	0
Low Mod	0	0	0	0
Moderate	0	0	0	0
Non Low Moderate	0	0	0	0
Total	0	0	0	0
Percent Low/Mod				

Annual Accomplishments

Years	Accomplishment Narrative	# Benefitting
2015	Delay caused by additional funding bid & spec package to be bid within 30 days..	
2016	These improvements to the various group homes have been a tremendous help to the people that are residing in them. Better accessibility & ADA compliance.	



U.S. Department of Housing and Urban Development
Office of Community Planning and Development
Integrated Disbursement and Information System
CDBG Activity Summary Report (GPR) for Program Year 2016
MORRIS COUNTY

Date: 08-Sep-2017
Time: 12:39
Page: 31

PGM Year: 2015
Project: 0004 - Parks and Recreation
IDIS Activity: 1277 - Town of Morristown-Gramby Park

Status: Completed 3/1/2017 12:00:00 AM
Location: 28 Lincoln St Morristown, NJ 07960-4072

Objective: Create suitable living environments
Outcome: Availability/accessibility
Matrix Code: Parks, Recreational Facilities (03F)

National Objective: LMA

Initial Funding Date: 11/18/2015

Description:
Demolition of existing play structure, moving the playground to a more accessible location within Gramby Park and the installation of new furnishings & equipment.

Financing

	Fund Type	Grant Year	Grant	Funded Amount	Drawn In Program Year	Drawn Thru Program Year
CDBG	EN	2015	B15UC340105	\$17,470.00	\$17,470.00	\$17,470.00
Total	Total			\$17,470.00	\$17,470.00	\$17,470.00

Proposed Accomplishments

Public Facilities : 1
Total Population in Service Area: 16,345
Census Tract Percent Low / Mod: 45.82

Annual Accomplishments

Years	Accomplishment Narrative	# Benefitting
2015	The project has begun, expect to complete 45 days.	
2016	The project has been completed. The people of the area now have an upgraded park to utilize.	



U.S. Department of Housing and Urban Development
Office of Community Planning and Development
Integrated Disbursement and Information System
CDBG Activity Summary Report (GPR) for Program Year 2016
MORRIS COUNTY

Date: 08-Sep-2017
Time: 12:39
Page: 32

PGM Year: 2015
Project: 0005 - Water/Sewer Improvements
IDIS Activity: 1279 - Lincoln Park Main Street Water Main Repl

Status: Open
Location: 51 Main St Lincoln Park, NJ 07035-1633

Objective: Create suitable living environments
Outcome: Sustainability
Matrix Code: Water/Sewer Improvements (03J)

National Objective: LMA

Initial Funding Date: 11/18/2015

Description:

Replacement of 450' of 8" water main including 3 hydrants and 8 water services on Main Street from Clover Lane to Maturan Avenue.

Financing

	Fund Type	Grant Year	Grant	Funded Amount	Drawn In Program Year	Drawn Thru Program Year
CDBG	EN	2015	B15UC340105	\$80,000.00	\$72,000.00	\$72,000.00
Total	Total			\$80,000.00	\$72,000.00	\$72,000.00

Proposed Accomplishments

People (General) : 1

Total Population in Service Area: 1,705

Census Tract Percent Low / Mod: 28.74

Annual Accomplishments

Years	Accomplishment Narrative	# Benefitting
2015	an extension was requested & granted.	
2016	The project is now ongoing & 90% completed. This is Phase 1 of the 2 Phase project to be completed. There remains 10% until completion of project.	



U.S. Department of Housing and Urban Development
Office of Community Planning and Development
Integrated Disbursement and Information System
CDBG Activity Summary Report (GPR) for Program Year 2016
MORRIS COUNTY

Date: 08-Sep-2017
Time: 12:39
Page: 33

PGM Year: 2015
Project: 0005 - Water/Sewer Improvements
IDIS Activity: 1281 - Netcong-Railroad Ave. Water Main Replacement

Status: Open
Location: 23 Maple Ave Netcong, NJ 07857-1105

Objective: Create suitable living environments
Outcome: Sustainability
Matrix Code: Water/Sewer Improvements (03J) **National Objective:** LMA

Initial Funding Date: 11/18/2015

Description:

Replacement of 670' of water main on Railroad Avenue from Union Street to Marc Court.

Financing

	Fund Type	Grant Year	Grant	Funded Amount	Drawn In Program Year	Drawn Thru Program Year
CDBG	EN	2015	B15UC340105	\$80,000.00	\$0.00	\$0.00
Total	Total			\$80,000.00	\$0.00	\$0.00

Proposed Accomplishments

People (General) : 1
Total Population in Service Area: 3,250
Census Tract Percent Low / Mod: 33.38

Annual Accomplishments

Years	Accomplishment Narrative	# Benefitting
2015	Awaiting bid & spec package	
2016	There have been delays regarding the bidding process, higher prices than anticipated. Going out to re-bid.	



U.S. Department of Housing and Urban Development
Office of Community Planning and Development
Integrated Disbursement and Information System
CDBG Activity Summary Report (GPR) for Program Year 2016
MORRIS COUNTY

Date: 08-Sep-2017
Time: 12:39
Page: 34

PGM Year: 2015
Project: 0005 - Water/Sewer Improvements
IDIS Activity: 1282 - Wharton Water Main Improvement-Church St. Phase I

Status: Completed 12/28/2016 12:00:00 AM
Location: 20 Church St Wharton, NJ 07885-2174

Objective: Create suitable living environments
Outcome: Sustainability
Matrix Code: Water/Sewer Improvements (03J)

National Objective: LMA

Initial Funding Date: 11/18/2015

Description:

Replacing 675LF of water main and trench repair on Church Street from Central Ave.to Fern Ave in Wharton.

Financing

	Fund Type	Grant Year	Grant	Funded Amount	Drawn In Program Year	Drawn Thru Program Year
CDBG	EN	2015	B15UC340105	\$79,785.00	\$79,785.00	\$79,785.00
Total	Total			\$79,785.00	\$79,785.00	\$79,785.00

Proposed Accomplishments

People (General) : 1

Total Population in Service Area: 3,670

Census Tract Percent Low / Mod: 42.51

Annual Accomplishments

Years	Accomplishment Narrative	# Benefitting
2015	Pre-construction conference on 7/14/16. Work to begin within 30 days.	
2016	Project has been completed. Increased water main service & improvement.	



U.S. Department of Housing and Urban Development
Office of Community Planning and Development
Integrated Disbursement and Information System
CDBG Activity Summary Report (GPR) for Program Year 2016
MORRIS COUNTY

Date: 08-Sep-2017
Time: 12:39
Page: 35

PGM Year:	2015		
Project:	0006 - Health Facilities		
IDIS Activity:	1283 - Zufall Health Center Roof Replacement		
Status:	Completed 9/16/2016 12:00:00 AM	Objective:	Create suitable living environments
Location:	2 Atno Ave Morristown, NJ 07960-3802	Outcome:	Availability/accessibility
		Matrix Code:	Health Facilities (03P)
		National Objective:	LMC

Initial Funding Date: 11/18/2015

Description:

Roof Replacement of a 2,700SF bituminous built flat roofing system at Zufall Health Center at 2 Atno Ave.

Financing

	Fund Type	Grant Year	Grant	Funded Amount	Drawn In Program Year	Drawn Thru Program Year
CDBG	EN	2015	B15UC340105	\$29,195.00	\$2,515.00	\$29,195.00
Total	Total			\$29,195.00	\$2,515.00	\$29,195.00

Proposed Accomplishments

Public Facilities : 1

Actual Accomplishments

Number assisted:

	Owner		Renter		Total		Person	
	Total	Hispanic	Total	Hispanic	Total	Hispanic	Total	Hispanic
White:	0	0	0	0	0	0	3,294	1,892
Black/African American:	0	0	0	0	0	0	663	26
Asian:	0	0	0	0	0	0	241	3
American Indian/Alaskan Native:	0	0	0	0	0	0	14	8
Native Hawaiian/Other Pacific Islander:	0	0	0	0	0	0	3	2
American Indian/Alaskan Native & White:	0	0	0	0	0	0	0	0
Asian White:	0	0	0	0	0	0	0	0
Black/African American & White:	0	0	0	0	0	0	0	0
American Indian/Alaskan Native & Black/African American:	0	0	0	0	0	0	0	0
Other multi-racial:	0	0	0	0	0	0	2,136	1,973
Asian/Pacific Islander:	0	0	0	0	0	0	0	0
Hispanic:	0	0	0	0	0	0	0	0
Total:	0	0	0	0	0	0	6,351	3,904
Female-headed Households:	0		0		0			



U.S. Department of Housing and Urban Development
Office of Community Planning and Development
Integrated Disbursement and Information System
CDBG Activity Summary Report (GPR) for Program Year 2016
MORRIS COUNTY

Date: 08-Sep-2017

Time: 12:39

Page: 36

Income Category:

	Owner	Renter	Total	Person
Extremely Low	0	0	0	3,894
Low Mod	0	0	0	1,198
Moderate	0	0	0	1,259
Non Low Moderate	0	0	0	0
Total	0	0	0	6,351
Percent Low/Mod				100.0%

Annual Accomplishments

Years	Accomplishment Narrative	# Benefitting
2015	The Health Center continues to serve low income families for their medical & dental needs.	
2016	Zufall Health Center continues to service the low/low mod population for much needed health care.	



U.S. Department of Housing and Urban Development
Office of Community Planning and Development
Integrated Disbursement and Information System
CDBG Activity Summary Report (GPR) for Program Year 2016
MORRIS COUNTY

Date: 08-Sep-2017
Time: 12:39
Page: 37

PGM Year: 2015
Project: 0007 - Support for Victims of Domestic Violence
IDIS Activity: 1284 - JBWS Children's Program

Status: Completed 6/30/2016 12:00:00 AM
Location: Address Suppressed

Objective: Create suitable living environments
Outcome: Availability/accessibility
Matrix Code: Battered and Abused Spouses (05G) **National Objective:** LMC

Initial Funding Date: 11/18/2015

Description:
Counseling services for children of battered women.

Financing

	Fund Type	Grant Year	Grant	Funded Amount	Drawn In Program Year	Drawn Thru Program Year
CDBG	EN	2015	B15UC340105	\$15,000.00	\$15,000.00	\$15,000.00
Total	Total			\$15,000.00	\$15,000.00	\$15,000.00

Proposed Accomplishments

People (General) : 1

Actual Accomplishments

Number assisted:

	Owner		Renter		Total		Person	
	Total	Hispanic	Total	Hispanic	Total	Hispanic	Total	Hispanic
White:	0	0	0	0	0	0	1	0
Black/African American:	0	0	0	0	0	0	3	0
Asian:	0	0	0	0	0	0	0	0
American Indian/Alaskan Native:	0	0	0	0	0	0	0	0
Native Hawaiian/Other Pacific Islander:	0	0	0	0	0	0	0	0
American Indian/Alaskan Native & White:	0	0	0	0	0	0	0	0
Asian White:	0	0	0	0	0	0	0	0
Black/African American & White:	0	0	0	0	0	0	0	0
American Indian/Alaskan Native & Black/African American:	0	0	0	0	0	0	0	0
Other multi-racial:	0	0	0	0	0	0	10	7
Asian/Pacific Islander:	0	0	0	0	0	0	0	0
Hispanic:	0	0	0	0	0	0	0	0
Total:	0	0	0	0	0	0	14	7
Female-headed Households:	0		0		0			



U.S. Department of Housing and Urban Development
Office of Community Planning and Development
Integrated Disbursement and Information System
CDBG Activity Summary Report (GPR) for Program Year 2016
MORRIS COUNTY

Date: 08-Sep-2017

Time: 12:39

Page: 38

Income Category:

	Owner	Renter	Total	Person
Extremely Low	0	0	0	12
Low Mod	0	0	0	2
Moderate	0	0	0	0
Non Low Moderate	0	0	0	0
Total	0	0	0	14
Percent Low/Mod				100.0%

Annual Accomplishments

Years	Accomplishment Narrative	# Benefitting
2015	14 Children received childcare scholarships through this grant.	



U.S. Department of Housing and Urban Development
Office of Community Planning and Development
Integrated Disbursement and Information System
CDBG Activity Summary Report (GPR) for Program Year 2016
MORRIS COUNTY

Date: 08-Sep-2017
Time: 12:39
Page: 39

PGM Year:	2015		
Project:	0008 - Child Care Services		
IDIS Activity:	1286 - Children on the Green Childcare Scholarships		
Status:	Completed 11/16/2016 12:00:00 AM	Objective:	Create suitable living environments
Location:	50 S Park Pl Morristown, NJ 07960-3943	Outcome:	Availability/accessibility
		Matrix Code:	Child Care Services (05L)
		National Objective:	LMC

Initial Funding Date: 11/18/2015

Description:

Child Care Scholarships for low income families living or working in Morristown.
First priorities given to families leaving a homeless shelter who do not qualify for a child care voucher.
23 children have been serviced through this program giving help to the needy families.

Financing

	Fund Type	Grant Year	Grant	Funded Amount	Drawn In Program Year	Drawn Thru Program Year
CDBG	EN	2015	B15UC340105	\$30,000.00	\$8,322.52	\$30,000.00
Total	Total			\$30,000.00	\$8,322.52	\$30,000.00

Proposed Accomplishments

People (General) : 1

Actual Accomplishments

Number assisted:

	Owner		Renter		Total		Person	
	Total	Hispanic	Total	Hispanic	Total	Hispanic	Total	Hispanic
White:	0	0	0	0	0	0	10	7
Black/African American:	0	0	0	0	0	0	12	0
Asian:	0	0	0	0	0	0	0	0
American Indian/Alaskan Native:	0	0	0	0	0	0	0	0
Native Hawaiian/Other Pacific Islander:	0	0	0	0	0	0	0	0
American Indian/Alaskan Native & White:	0	0	0	0	0	0	0	0
Asian White:	0	0	0	0	0	0	0	0
Black/African American & White:	0	0	0	0	0	0	1	0
American Indian/Alaskan Native & Black/African American:	0	0	0	0	0	0	0	0
Other multi-racial:	0	0	0	0	0	0	0	0
Asian/Pacific Islander:	0	0	0	0	0	0	0	0
Hispanic:	0	0	0	0	0	0	0	0
Total:	0	0	0	0	0	0	23	7



U.S. Department of Housing and Urban Development
Office of Community Planning and Development
Integrated Disbursement and Information System
CDBG Activity Summary Report (GPR) for Program Year 2016
MORRIS COUNTY

Date: 08-Sep-2017
Time: 12:39
Page: 40

Female-headed Households: 0 0 0

Income Category:

	Owner	Renter	Total	Person
Extremely Low	0	0	0	17
Low Mod	0	0	0	6
Moderate	0	0	0	0
Non Low Moderate	0	0	0	0
Total	0	0	0	23
Percent Low/Mod				100.0%

Annual Accomplishments

Years	Accomplishment Narrative	# Benefitting
2015	This grant has provided scholarships for 23 children in PY 2015.	
2016	23 children have been assisted w/childcare scholarships through the Children On The Green Program	



U.S. Department of Housing and Urban Development
Office of Community Planning and Development
Integrated Disbursement and Information System
CDBG Activity Summary Report (GPR) for Program Year 2016
MORRIS COUNTY

Date: 08-Sep-2017
Time: 12:39
Page: 41

PGM Year: 2015
Project: 0008 - Child Care Services
IDIS Activity: 1287 - Homeless Solutions Childcare Scholarships

Status: Completed 3/8/2017 12:00:00 AM
Location: 6 Dumont Pl Morristown, NJ 07960-8104

Objective: Create suitable living environments
Outcome: Availability/accessibility
Matrix Code: Child Care Services (05L)

National Objective: LMC

Initial Funding Date: 11/18/2015

Description:

Providing child care services for homeless and working poor families utilizing the Family Shelter and Transitional Housing Program.

Financing

	Fund Type	Grant Year	Grant	Funded Amount	Drawn In Program Year	Drawn Thru Program Year
CDBG	EN	2015	B15UC340105	\$50,000.00	\$50,000.00	\$50,000.00
Total	Total			\$50,000.00	\$50,000.00	\$50,000.00

Proposed Accomplishments

People (General) : 1

Actual Accomplishments

Number assisted:

	Owner		Renter		Total		Person	
	Total	Hispanic	Total	Hispanic	Total	Hispanic	Total	Hispanic
White:	0	0	0	0	0	0	22	15
Black/African American:	0	0	0	0	0	0	17	0
Asian:	0	0	0	0	0	0	1	0
American Indian/Alaskan Native:	0	0	0	0	0	0	1	0
Native Hawaiian/Other Pacific Islander:	0	0	0	0	0	0	0	0
American Indian/Alaskan Native & White:	0	0	0	0	0	0	0	0
Asian White:	0	0	0	0	0	0	0	0
Black/African American & White:	0	0	0	0	0	0	1	1
American Indian/Alaskan Native & Black/African American:	0	0	0	0	0	0	0	0
Other multi-racial:	0	0	0	0	0	0	0	0
Asian/Pacific Islander:	0	0	0	0	0	0	0	0
Hispanic:	0	0	0	0	0	0	0	0
Total:	0	0	0	0	0	0	42	16
Female-headed Households:	0		0		0			



U.S. Department of Housing and Urban Development
Office of Community Planning and Development
Integrated Disbursement and Information System
CDBG Activity Summary Report (GPR) for Program Year 2016
MORRIS COUNTY

Date: 08-Sep-2017

Time: 12:39

Page: 42

Income Category:

	Owner	Renter	Total	Person
Extremely Low	0	0	0	42
Low Mod	0	0	0	0
Moderate	0	0	0	0
Non Low Moderate	0	0	0	0
Total	0	0	0	42
Percent Low/Mod				100.0%

Annual Accomplishments

Years	Accomplishment Narrative	# Benefitting
2015	Children were served but billing and beneficiary information was late in arriving and will be entered for FY 2016.	
2016	This project is a tremendous help to working families with children. This is a valuable service provided to low/low mod income families.	



U.S. Department of Housing and Urban Development
Office of Community Planning and Development
Integrated Disbursement and Information System
CDBG Activity Summary Report (GPR) for Program Year 2016
MORRIS COUNTY

Date: 08-Sep-2017
Time: 12:39
Page: 43

PGM Year: 2015
Project: 0008 - Child Care Services
IDIS Activity: 1288 - Morristown Neighborhood House Childcare Scholarships-School Age

Status: Completed 6/30/2016 12:00:00 AM
Location: 12 Flagler St Morristown, NJ 07960-3913
Objective: Create suitable living environments
Outcome: Availability/accessibility
Matrix Code: Child Care Services (05L)
National Objective: LMC

Initial Funding Date: 11/18/2015

Description:

Scholarship program subsidizing children from low income families who attend the before & after school programs at the Morristown Neighborhood House.

Financing

	Fund Type	Grant Year	Grant	Funded Amount	Drawn In Program Year	Drawn Thru Program Year
CDBG	EN	2015	B15UC340105	\$40,800.00	\$11,220.00	\$40,800.00
Total	Total			\$40,800.00	\$11,220.00	\$40,800.00

Proposed Accomplishments

People (General) : 1

Actual Accomplishments

Number assisted:

	Owner		Renter		Total		Person	
	Total	Hispanic	Total	Hispanic	Total	Hispanic	Total	Hispanic
White:	0	0	0	0	0	0		0
Black/African American:	0	0	0	0	0	0	1	0
Asian:	0	0	0	0	0	0	0	0
American Indian/Alaskan Native:	0	0	0	0	0	0	0	0
Native Hawaiian/Other Pacific Islander:	0	0	0	0	0	0	0	0
American Indian/Alaskan Native & White:	0	0	0	0	0	0	0	0
Asian White:	0	0	0	0	0	0	0	0
Black/African American & White:	0	0	0	0	0	0	0	0
American Indian/Alaskan Native & Black/African American:	0	0	0	0	0	0	0	0
Other multi-racial:	0	0	0	0	0	0	19	19
Asian/Pacific Islander:	0	0	0	0	0	0	0	0
Hispanic:	0	0	0	0	0	0	0	0
Total:	0	0	0	0	0	0	20	19
Female-headed Households:	0		0		0			



U.S. Department of Housing and Urban Development
Office of Community Planning and Development
Integrated Disbursement and Information System
CDBG Activity Summary Report (GPR) for Program Year 2016
MORRIS COUNTY

Date: 08-Sep-2017

Time: 12:39

Page: 44

Income Category:

	Owner	Renter	Total	Person
Extremely Low	0	0	0	19
Low Mod	0	0	0	1
Moderate	0	0	0	0
Non Low Moderate	0	0	0	0
Total	0	0	0	20
Percent Low/Mod				100.0%

Annual Accomplishments

Years	Accomplishment Narrative	# Benefitting
2015	This activity has served 20 children for childcare scholarships.	



U.S. Department of Housing and Urban Development
Office of Community Planning and Development
Integrated Disbursement and Information System
CDBG Activity Summary Report (GPR) for Program Year 2016
MORRIS COUNTY

Date: 08-Sep-2017
Time: 12:39
Page: 45

PGM Year: 2015
Project: 0010 - Housing Rehabilitation
IDIS Activity: 1291 - Fix-It Program

Status: Completed 3/23/2017 12:00:00 AM
Location: Address Suppressed

Objective: Create suitable living environments
Outcome: Sustainability
Matrix Code: Rehab; Single-Unit Residential (14A) **National Objective:** LMH

Initial Funding Date: 11/18/2015

Description:

Provides minor home repairs to senior citizens, disabled, single parents, all of low-lowmod income.

Financing

	Fund Type	Grant Year	Grant	Funded Amount	Drawn In Program Year	Drawn Thru Program Year
CDBG	EN	2015	B15UC340105	\$99,600.00	\$47,869.00	\$99,600.00
Total	Total			\$99,600.00	\$47,869.00	\$99,600.00

Proposed Accomplishments

Housing Units : 1

Actual Accomplishments

Number assisted:

	Owner		Renter		Total		Person	
	Total	Hispanic	Total	Hispanic	Total	Hispanic	Total	Hispanic
White:	43	2	0	0	43	2	0	0
Black/African American:	3	0	0	0	3	0	0	0
Asian:	0	0	0	0	0	0	0	0
American Indian/Alaskan Native:	0	0	0	0	0	0	0	0
Native Hawaiian/Other Pacific Islander:	0	0	0	0	0	0	0	0
American Indian/Alaskan Native & White:	0	0	0	0	0	0	0	0
Asian White:	0	0	0	0	0	0	0	0
Black/African American & White:	0	0	0	0	0	0	0	0
American Indian/Alaskan Native & Black/African American:	0	0	0	0	0	0	0	0
Other multi-racial:	1	0	0	0	1	0	0	0
Asian/Pacific Islander:	0	0	0	0	0	0	0	0
Hispanic:	0	0	0	0	0	0	0	0
Total:	47	2	0	0	47	2	0	0
Female-headed Households:	39		0		39			



U.S. Department of Housing and Urban Development
Office of Community Planning and Development
Integrated Disbursement and Information System
CDBG Activity Summary Report (GPR) for Program Year 2016
MORRIS COUNTY

Date: 08-Sep-2017

Time: 12:39

Page: 46

Income Category:

	Owner	Renter	Total	Person
Extremely Low	24	0	24	0
Low Mod	19	0	19	0
Moderate	4	0	4	0
Non Low Moderate	0	0	0	0
Total	47	0	47	0
Percent Low/Mod	100.0%		100.0%	

Annual Accomplishments

Years	Accomplishment Narrative	# Benefitting
2015	44 Households have been serviced through the Fix-It Program. It continues to be a successful program for small repairs, focusing on the senior population	
2016	43 Households were served by the Fix-It Program helping to upkeep homes for seniors, single parents & low income families.	



U.S. Department of Housing and Urban Development
Office of Community Planning and Development
Integrated Disbursement and Information System
CDBG Activity Summary Report (GPR) for Program Year 2016
MORRIS COUNTY

Date: 08-Sep-2017
Time: 12:39
Page: 47

PGM Year: 2015
Project: 0010 - Housing Rehabilitation
IDIS Activity: 1292 - Housing Rehabilitation Program

Status: Open
Location: 30 Schuyler Pl Morristown, NJ 07960-5193

Objective: Create suitable living environments
Outcome: Sustainability
Matrix Code: Rehab; Single-Unit Residential (14A) **National Objective:** LMH

Initial Funding Date: 11/18/2015

Description:

Single family owner occupied Rehabilitation program to assist owners with code related repairs.

Financing

	Fund Type	Grant Year	Grant	Funded Amount	Drawn In Program Year	Drawn Thru Program Year
CDBG	EN	2015	B15UC340105	\$148,001.00	\$0.00	\$0.00
	PI			\$64,135.00	\$0.00	\$64,135.00
Total	Total			\$212,136.00	\$0.00	\$64,135.00

Proposed Accomplishments

Housing Units : 15

Actual Accomplishments

Number assisted:

	Owner		Renter		Total		Person	
	Total	Hispanic	Total	Hispanic	Total	Hispanic	Total	Hispanic
White:	0	0	0	0	0	0		0
Black/African American:	0	0	0	0	0	0	0	0
Asian:	0	0	0	0	0	0	0	0
American Indian/Alaskan Native:	0	0	0	0	0	0	0	0
Native Hawaiian/Other Pacific Islander:	0	0	0	0	0	0	0	0
American Indian/Alaskan Native & White:	0	0	0	0	0	0	0	0
Asian White:	0	0	0	0	0	0	0	0
Black/African American & White:	0	0	0	0	0	0	0	0
American Indian/Alaskan Native & Black/African American:	0	0	0	0	0	0	0	0
Other multi-racial:	0	0	0	0	0	0	0	0
Asian/Pacific Islander:	0	0	0	0	0	0	0	0
Hispanic:	0	0	0	0	0	0	0	0
Total:	0	0	0	0	0	0	0	0

Female-headed Households:

0 0 0



U.S. Department of Housing and Urban Development
Office of Community Planning and Development
Integrated Disbursement and Information System
CDBG Activity Summary Report (GPR) for Program Year 2016
MORRIS COUNTY

Date: 08-Sep-2017
Time: 12:39
Page: 48

Income Category:

	Owner	Renter	Total	Person
Extremely Low	0	0	0	0
Low Mod	0	0	0	0
Moderate	0	0	0	0
Non Low Moderate	0	0	0	0
Total	0	0	0	0
Percent Low/Mod				

Annual Accomplishments

Years	Accomplishment Narrative	# Benefitting
2015	We are still expending the PY 2014 money as the program continues to serve low/low mod income people in the community.	
2016	The program continues to provide grant assistance to eliminate code violations & health & safety repairs in Morris County for low/low mod persons.	



U.S. Department of Housing and Urban Development
Office of Community Planning and Development
Integrated Disbursement and Information System
CDBG Activity Summary Report (GPR) for Program Year 2016
MORRIS COUNTY

Date: 08-Sep-2017
Time: 12:39
Page: 49

PGM Year: 2015
Project: 0012 - Multi-family Housing Development
IDIS Activity: 1293 - Morris Plains Housing

Status: Completed 6/22/2017 12:00:00 AM
Location: 260 Tabor Rd Morris Plains, NJ 07950-2613

Objective: Provide decent affordable housing
Outcome: Affordability
Matrix Code: Construction of Housing (12)

National Objective: LMH

Initial Funding Date: 06/07/2016

Description:

Morris Plains is working with Madison Affordable housing as the developer for the construction of 56 affordable housing units.
CDBG funds will be used for continued pre construction site work to include sanitary sewer line work.

Financing

	Fund Type	Grant Year	Grant	Funded Amount	Drawn In Program Year	Drawn Thru Program Year
CDBG	EN	2015	B15UC340105	\$100,000.00	\$10,000.00	\$100,000.00
Total	Total			\$100,000.00	\$10,000.00	\$100,000.00

Proposed Accomplishments

Actual Accomplishments

Number assisted:

	Owner		Renter		Total		Person	
	Total	Hispanic	Total	Hispanic	Total	Hispanic	Total	Hispanic
White:	0	0	0	0	0	0		0
Black/African American:	0	0	0	0	0	0	0	0
Asian:	0	0	0	0	0	0	0	0
American Indian/Alaskan Native:	0	0	0	0	0	0	0	0
Native Hawaiian/Other Pacific Islander:	0	0	0	0	0	0	0	0
American Indian/Alaskan Native & White:	0	0	0	0	0	0	0	0
Asian White:	0	0	0	0	0	0	0	0
Black/African American & White:	0	0	0	0	0	0	0	0
American Indian/Alaskan Native & Black/African American:	0	0	0	0	0	0	0	0
Other multi-racial:	0	0	0	0	0	0	0	0
Asian/Pacific Islander:	0	0	0	0	0	0	0	0
Hispanic:	0	0	0	0	0	0	0	0
Total:	0	0	0	0	0	0	0	0
Female-headed Households:	0		0		0			



U.S. Department of Housing and Urban Development
Office of Community Planning and Development
Integrated Disbursement and Information System
CDBG Activity Summary Report (GPR) for Program Year 2016
MORRIS COUNTY

Date: 08-Sep-2017

Time: 12:39

Page: 50

Income Category:

	Owner	Renter	Total	Person
Extremely Low	0	0	0	0
Low Mod	0	0	0	0
Moderate	0	0	0	0
Non Low Moderate	0	0	0	0
Total	0	0	0	0
Percent Low/Mod				

Annual Accomplishments

Years	Accomplishment Narrative	# Benefitting
2015	Project is moving along quite well, approx. 65% completed. Project is completed and inhabited. 56 affordable rental units. All benefit information is in the PY 2014 project #1239. Connected to #1293 as stated in #1239.	
2016	Project is completed and inhabited. 56 affordable rental units. All benefit information is in the PY 2014 project #1239. Connected to #1293 as indicated in #1239 set up.	



U.S. Department of Housing and Urban Development
Office of Community Planning and Development
Integrated Disbursement and Information System
CDBG Activity Summary Report (GPR) for Program Year 2016
MORRIS COUNTY

Date: 08-Sep-2017
Time: 12:39
Page: 51

PGM Year: 2015
Project: 0001 - Administration
IDIS Activity: 1294 - Administration
Status: Completed 7/28/2017 12:00:00 AM
Location: ,

Objective:
Outcome:
Matrix Code: General Program Administration (21A) **National Objective:**

Initial Funding Date: 11/18/2015

Description:

Ongoing program management and oversight.

Financing

	Fund Type	Grant Year	Grant	Funded Amount	Drawn In Program Year	Drawn Thru Program Year
CDBG	EN	2015	B15UC340105	\$269,346.86	\$98,959.32	\$269,346.86
Total	Total			\$269,346.86	\$98,959.32	\$269,346.86

Proposed Accomplishments

Actual Accomplishments

Number assisted:

	Owner		Renter		Total		Person	
	Total	Hispanic	Total	Hispanic	Total	Hispanic	Total	Hispanic
White:					0	0		
Black/African American:					0	0		
Asian:					0	0		
American Indian/Alaskan Native:					0	0		
Native Hawaiian/Other Pacific Islander:					0	0		
American Indian/Alaskan Native & White:					0	0		
Asian White:					0	0		
Black/African American & White:					0	0		
American Indian/Alaskan Native & Black/African American:					0	0		
Other multi-racial:					0	0		
Asian/Pacific Islander:					0	0		
Hispanic:					0	0		
Total:	0	0	0	0	0	0	0	0

Female-headed Households:

0

Income Category:

Owner Renter Total Person



U.S. Department of Housing and Urban Development
Office of Community Planning and Development
Integrated Disbursement and Information System
CDBG Activity Summary Report (GPR) for Program Year 2016
MORRIS COUNTY

Date: 08-Sep-2017

Time: 12:39

Page: 52

Extremely Low			0	
Low Mod			0	
Moderate			0	
Non Low Moderate			0	
Total	0	0	0	0
Percent Low/Mod				

Annual Accomplishments

No data returned for this view. This might be because the applied filter excludes all data.



U.S. Department of Housing and Urban Development
Office of Community Planning and Development
Integrated Disbursement and Information System
CDBG Activity Summary Report (GPR) for Program Year 2016
MORRIS COUNTY

Date: 08-Sep-2017
Time: 12:39
Page: 53

PGM Year: 2015
Project: 0002 - Public Facilities
IDIS Activity: 1300 - Senior Center Parking Lot Paving-Rockaway Twp

Status: Open
Location: 19 Mount Hope Rd Rockaway, NJ 07866-2406

Objective: Create suitable living environments
Outcome: Availability/accessibility
Matrix Code: Senior Centers (03A)

National Objective: LMC

Initial Funding Date: 11/18/2015

Description:

Milling and Paving of parking lot at the Township Senior Center.

Financing

	Fund Type	Grant Year	Grant	Funded Amount	Drawn In Program Year	Drawn Thru Program Year
CDBG	EN	2015	B15UC340105	\$68,850.00	\$0.00	\$0.00
Total	Total			\$68,850.00	\$0.00	\$0.00

Proposed Accomplishments

Public Facilities : 1

Actual Accomplishments

Number assisted:

	Owner		Renter		Total		Person	
	Total	Hispanic	Total	Hispanic	Total	Hispanic	Total	Hispanic
White:	0	0	0	0	0	0	131	0
Black/African American:	0	0	0	0	0	0	1	0
Asian:	0	0	0	0	0	0	0	0
American Indian/Alaskan Native:	0	0	0	0	0	0	0	0
Native Hawaiian/Other Pacific Islander:	0	0	0	0	0	0	0	0
American Indian/Alaskan Native & White:	0	0	0	0	0	0	0	0
Asian White:	0	0	0	0	0	0	0	0
Black/African American & White:	0	0	0	0	0	0	0	0
American Indian/Alaskan Native & Black/African American:	0	0	0	0	0	0	0	0
Other multi-racial:	0	0	0	0	0	0	0	0
Asian/Pacific Islander:	0	0	0	0	0	0	0	0
Hispanic:	0	0	0	0	0	0	0	0
Total:	0	0	0	0	0	0	132	0
Female-headed Households:	0		0		0			



U.S. Department of Housing and Urban Development
Office of Community Planning and Development
Integrated Disbursement and Information System
CDBG Activity Summary Report (GPR) for Program Year 2016
MORRIS COUNTY

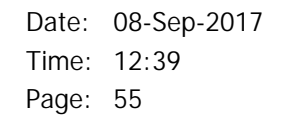
Date: 08-Sep-2017
Time: 12:39
Page: 54

Income Category:

	Owner	Renter	Total	Person
Extremely Low	0	0	0	0
Low Mod	0	0	0	132
Moderate	0	0	0	0
Non Low Moderate	0	0	0	0
Total	0	0	0	132
Percent Low/Mod				100.0%

Annual Accomplishments

Years	Accomplishment Narrative	# Benefitting
2015	Accomplishments have been recorded in PY 2017	
2016	Accomplishments will be recorded in PY 2017	
2017	The paving of the parking lot has been completed. Contractor delays were cited for length of time needed to complete this project.	



Page: 55 of 97



U.S. Department of Housing and Urban Development
Office of Community Planning and Development
Integrated Disbursement and Information System
CDBG Activity Summary Report (GPR) for Program Year 2016
MORRIS COUNTY

Date: 08-Sep-2017

Time: 12:39

Page: 56

Income Category:

	Owner	Renter	Total	Person
Extremely Low	0	0	0	0
Low Mod	0	0	0	0
Moderate	0	0	0	0
Non Low Moderate	0	0	0	0
Total	0	0	0	0
Percent Low/Mod				

Annual Accomplishments

Years	Accomplishment Narrative	# Benefitting
2015		
2016	Additional funds have been added to support on-going rehabilitation program.	
2017	Additional funds have been added to support on-going rehabilitation program.	



U.S. Department of Housing and Urban Development
Office of Community Planning and Development
Integrated Disbursement and Information System
CDBG Activity Summary Report (GPR) for Program Year 2016
MORRIS COUNTY

Date: 08-Sep-2017
Time: 12:39
Page: 57

PGM Year: 2016
Project: 0011 - Flanders Fire Company ADA Restrooms
IDIS Activity: 1306 - Flanders Fire Co.-ADA Improvements

Status: Open
Location: 27 Main St Flanders, NJ 07836-9129

Objective: Create suitable living environments
Outcome: Availability/accessibility
Matrix Code: Fire Station/Equipment (03O)

National Objective: LMA

Initial Funding Date: 09/23/2016

Description:

Removal of architectural barriers for persons with disabilities.
Complete upgrades to bathrooms making them ADA compliant.

Financing

	Fund Type	Grant Year	Grant	Funded Amount	Drawn In Program Year	Drawn Thru Program Year
CDBG	EN	2016	B16UC340105	\$70,000.00	\$0.00	\$0.00
Total	Total			\$70,000.00	\$0.00	\$0.00

Proposed Accomplishments

Public Facilities : 1
Total Population in Service Area: 1,200
Census Tract Percent Low / Mod: 32.08

Annual Accomplishments

Years	Accomplishment Narrative	# Benefitting
2016	The project has been delayed. The individual who is the point person has been ill and is now recovering. The project will go out to bid in the next 30 days.	



U.S. Department of Housing and Urban Development
Office of Community Planning and Development
Integrated Disbursement and Information System
CDBG Activity Summary Report (GPR) for Program Year 2016
MORRIS COUNTY

Date: 08-Sep-2017
Time: 12:39
Page: 58

PGM Year:	2016						
Project:	0033 - 03B Handicapped Centers						
IDIS Activity:	1307 - Group Home Elevator-Community Hope						
Status:	Open	Objective:	Create suitable living environments				
Location:	7 Cambridge Rd Wharton, NJ 07885-1636	Outcome:	Availability/accessibility				
		Matrix Code:	Handicapped Centers (03B)			National Objective:	LMC

Initial Funding Date: 09/23/2016

Description:

Installation of an elevator in an assisted living group home for a severely disabled client.

Financing

	Fund Type	Grant Year	Grant	Funded Amount	Drawn In Program Year	Drawn Thru Program Year
CDBG	EN	2016	B16UC340105	\$71,800.00	\$0.00	\$0.00
Total	Total			\$71,800.00	\$0.00	\$0.00

Proposed Accomplishments

Public Facilities : 1

Actual Accomplishments

Number assisted:

	Owner		Renter		Total		Person	
	Total	Hispanic	Total	Hispanic	Total	Hispanic	Total	Hispanic
White:	0	0	0	0	0	0		0
Black/African American:	0	0	0	0	0	0	0	0
Asian:	0	0	0	0	0	0	0	0
American Indian/Alaskan Native:	0	0	0	0	0	0	0	0
Native Hawaiian/Other Pacific Islander:	0	0	0	0	0	0	0	0
American Indian/Alaskan Native & White:	0	0	0	0	0	0	0	0
Asian White:	0	0	0	0	0	0	0	0
Black/African American & White:	0	0	0	0	0	0	0	0
American Indian/Alaskan Native & Black/African American:	0	0	0	0	0	0	0	0
Other multi-racial:	0	0	0	0	0	0	0	0
Asian/Pacific Islander:	0	0	0	0	0	0	0	0
Hispanic:	0	0	0	0	0	0	0	0
Total:	0	0	0	0	0	0	0	0
Female-headed Households:	0		0		0			



U.S. Department of Housing and Urban Development
Office of Community Planning and Development
Integrated Disbursement and Information System
CDBG Activity Summary Report (GPR) for Program Year 2016
MORRIS COUNTY

Date: 08-Sep-2017
Time: 12:39
Page: 59

Income Category:

	Owner	Renter	Total	Person
Extremely Low	0	0	0	0
Low Mod	0	0	0	0
Moderate	0	0	0	0
Non Low Moderate	0	0	0	0
Total	0	0	0	0
Percent Low/Mod				

Annual Accomplishments

Years	Accomplishment Narrative	# Benefitting
2016	There have been delays with staff turnover.	
2017	The bid accepted came in considerably over budgeted amount. The project will be re-bid as soon as possible.	



U.S. Department of Housing and Urban Development
Office of Community Planning and Development
Integrated Disbursement and Information System
CDBG Activity Summary Report (GPR) for Program Year 2016
MORRIS COUNTY

Date: 08-Sep-2017
Time: 12:39
Page: 60

PGM Year: 2016
Project: 0034 - 03F Parks, Recreational Facilities
IDIS Activity: 1308 - Playground Improvements-Victory Gardens

Status: Open
Location: 397 Washington Ave Victory Gardens, NJ 07801-5549

Objective: Create suitable living environments
Outcome: Availability/accessibility
Matrix Code: Parks, Recreational Facilities (03F)

National Objective: LMA

Initial Funding Date: 09/23/2016

Description:

Installation of playground equipment & playground surface

Financing

	Fund Type	Grant Year	Grant	Funded Amount	Drawn In Program Year	Drawn Thru Program Year
CDBG	EN	2016	B16UC340105	\$60,000.00	\$0.00	\$0.00
Total	Total			\$60,000.00	\$0.00	\$0.00

Proposed Accomplishments

Public Facilities : 1

Total Population in Service Area: 1,740

Census Tract Percent Low / Mod: 64.66

Annual Accomplishments

Years	Accomplishment Narrative	# Benefitting
2016	Delays at the administration of Victory Gardens has slowed the process.	
2017	The project bidding process is complete. awaiting for the Borough Council to award & start the work.	



U.S. Department of Housing and Urban Development
Office of Community Planning and Development
Integrated Disbursement and Information System
CDBG Activity Summary Report (GPR) for Program Year 2016
MORRIS COUNTY

Date: 08-Sep-2017
Time: 12:39
Page: 61

PGM Year:	2016				
Project:	0035 - 03J Water/Sewer Improvements				
IDIS Activity:	1309 - Manning Ave. Water Main-Butler				
Status:	Completed 4/28/2017 12:00:00 AM	Objective:	Create suitable living environments		
Location:	22 Manning Ave Butler, NJ 07405-1029	Outcome:	Sustainability		
		Matrix Code:	Water/Sewer Improvements (03J)	National Objective:	LMA

Initial Funding Date: 09/23/2016

Description:

Replace approx.
950 LF of water main on Manning Ave.
from Arch Street to 2nd Street.
Will remediate low water pressure problems and failed services.

Financing

	Fund Type	Grant Year	Grant	Funded Amount	Drawn In Program Year	Drawn Thru Program Year
CDBG	EN	2016	B16UC340105	\$80,000.00	\$80,000.00	\$80,000.00
Total	Total			\$80,000.00	\$80,000.00	\$80,000.00

Proposed Accomplishments

People (General) : 1
Total Population in Service Area: 1,310
Census Tract Percent Low / Mod: 38.17

Annual Accomplishments

Years	Accomplishment Narrative	# Benefitting
2016	Job has been completed. The water main system has been upgraded, resulting in better service for the people in that area.	



U.S. Department of Housing and Urban Development
Office of Community Planning and Development
Integrated Disbursement and Information System
CDBG Activity Summary Report (GPR) for Program Year 2016
MORRIS COUNTY

Date: 08-Sep-2017
Time: 12:39
Page: 62

PGM Year: 2016
Project: 0035 - 03J Water/Sewer Improvements
IDIS Activity: 1310 - Water Main Repair-Phase 2-Lincoln Park

Status: Open
Location: 67 Main St Lincoln Park, NJ 07035-1633

Objective: Create suitable living environments
Outcome: Availability/accessibility
Matrix Code: Water/Sewer Improvements (03J)

National Objective: LMA

Initial Funding Date: 09/23/2016

Description:

Replacement of 450 LF of water main line on Main Street.
Including 1 hydrant & 10 water services.

Financing

	Fund Type	Grant Year	Grant	Funded Amount	Drawn In Program Year	Drawn Thru Program Year
CDBG	EN	2016	B16UC340105	\$80,000.00	\$0.00	\$0.00
Total	Total			\$80,000.00	\$0.00	\$0.00

Proposed Accomplishments

People (General) : 1
Total Population in Service Area: 1,705
Census Tract Percent Low / Mod: 28.74

Annual Accomplishments

Years	Accomplishment Narrative	# Benefitting
2016	delays in the municipal bidding process has slowed the project. accomplishments will be reflected in PY 2017.	
2017	The project is 90% completed. Expect to close on this very soon. 10% remains until completion of project.	



U.S. Department of Housing and Urban Development
Office of Community Planning and Development
Integrated Disbursement and Information System
CDBG Activity Summary Report (GPR) for Program Year 2016
MORRIS COUNTY

Date: 08-Sep-2017
Time: 12:39
Page: 63

PGM Year: 2016
Project: 0035 - 03J Water/Sewer Improvements
IDIS Activity: 1311 - Budd Lake Drainage & Paving-Mt. Olive

Status: Open
Location: 24 Elizabeth Ln Mount Olive, NJ 07828-2102

Objective: Create suitable living environments
Outcome: Availability/accessibility
Matrix Code: Water/Sewer Improvements (03J)

National Objective: LMA

Initial Funding Date: 09/23/2016

Description:

Drainage improvements on Elizabeth Lane & Forest Road with 2,000 LF of drainage to alleviate undersized drainage to bear water runoff.

Financing

	Fund Type	Grant Year	Grant	Funded Amount	Drawn In Program Year	Drawn Thru Program Year
CDBG	EN	2016	B16UC340105	\$45,400.00	\$0.00	\$0.00
Total	Total			\$45,400.00	\$0.00	\$0.00

Proposed Accomplishments

People (General) : 1

Total Population in Service Area: 1,475

Census Tract Percent Low / Mod: 28.81

Annual Accomplishments

Years	Accomplishment Narrative	# Benefitting
2017	The project is about to begin within the next 30 days. Everything is ready.	



U.S. Department of Housing and Urban Development
Office of Community Planning and Development
Integrated Disbursement and Information System
CDBG Activity Summary Report (GPR) for Program Year 2016
MORRIS COUNTY

Date: 08-Sep-2017
Time: 12:39
Page: 64

PGM Year: 2016
Project: 0035 - 03J Water/Sewer Improvements
IDIS Activity: 1312 - Railroad Ave. & Marc Ct. Improvements-Netcong

Status: Open
Location: 45 Railroad Ave Netcong, NJ 07857-1606

Objective: Create suitable living environments
Outcome: Sustainability
Matrix Code: Water/Sewer Improvements (03J)

National Objective: LMA

Initial Funding Date: 09/23/2016

Description:

Remediate currently leaking water mains, including 1 hydrant and 16 services to existing dwellings.

Financing

	Fund Type	Grant Year	Grant	Funded Amount	Drawn In Program Year	Drawn Thru Program Year
CDBG	EN	2016	B16UC340105	\$80,000.00	\$0.00	\$0.00
Total	Total			\$80,000.00	\$0.00	\$0.00

Proposed Accomplishments

People (General) : 1

Total Population in Service Area: 3,250

Census Tract Percent Low / Mod: 33.38

Annual Accomplishments

Years	Accomplishment Narrative	# Benefitting
2016	The project was met with bidding delays. All accomplishments will be recorded in PY 2017.	
2017	The project is being implemented in tandem with the Phase 1 from 2015. There has been an extension granted & Bid package to go out to public early fall 2017.	



U.S. Department of Housing and Urban Development
Office of Community Planning and Development
Integrated Disbursement and Information System
CDBG Activity Summary Report (GPR) for Program Year 2016
MORRIS COUNTY

Date: 08-Sep-2017
Time: 12:39
Page: 65

PGM Year: 2016
Project: 0035 - 03J Water/Sewer Improvements
IDIS Activity: 1313 - Water Main Replacement-Rockaway Boro

Status: Completed 6/28/2017 12:00:00 AM
Location: 15 Broad St Rockaway, NJ 07866-3607

Objective: Create suitable living environments
Outcome: Sustainability
Matrix Code: Water/Sewer Improvements (03J)

National Objective: LMA

Initial Funding Date: 09/23/2016

Description:

Upgrading the water main on Broad Street, Short Street and East Flagge Street.
This involves the replacement of 1,900 LF of 8" DIP, Four (4) hydrants, street restoration and granite block curbing on one side of Broad Street.

Financing

	Fund Type	Grant Year	Grant	Funded Amount	Drawn In Program Year	Drawn Thru Program Year
CDBG	EN	2016	B16UC340105	\$80,000.00	\$80,000.00	\$80,000.00
Total	Total			\$80,000.00	\$80,000.00	\$80,000.00

Proposed Accomplishments

People (General) : 1
Total Population in Service Area: 6,455
Census Tract Percent Low / Mod: 28.51

Annual Accomplishments

Years	Accomplishment Narrative	# Benefitting
2016	Water Main replacement to rectify leaking water problems has been completed. Increased service for the immediate area.	



U.S. Department of Housing and Urban Development
Office of Community Planning and Development
Integrated Disbursement and Information System
CDBG Activity Summary Report (GPR) for Program Year 2016
MORRIS COUNTY

Date: 08-Sep-2017
Time: 12:39
Page: 66

PGM Year: 2016
Project: 0035 - 03J Water/Sewer Improvements
IDIS Activity: 1314 - Water Main Improvement-Wharton

Status: Completed 8/16/2017 12:00:00 AM
Location: 17 E Central Ave Wharton, NJ 07885-2201

Objective: Create suitable living environments
Outcome: Sustainability
Matrix Code: Water/Sewer Improvements (03J)

National Objective: LMA

Initial Funding Date: 09/23/2016

Description:

Water main replacement on E.
Central avenue from Main street to Church Street.
The replacement of 650 LF of water main and road restoration.

Financing

	Fund Type	Grant Year	Grant	Funded Amount	Drawn In Program Year	Drawn Thru Program Year
CDBG	EN	2016	B16UC340105	\$80,000.00	\$0.00	\$0.00
Total	Total			\$80,000.00	\$0.00	\$0.00

Proposed Accomplishments

People (General) : 1
Total Population in Service Area: 6,490
Census Tract Percent Low / Mod: 32.13

Annual Accomplishments

Years	Accomplishment Narrative	# Benefitting
2016	Work ongoing. Completion soon.	
2017	Project complete, improved services for the immediate area.	



U.S. Department of Housing and Urban Development
Office of Community Planning and Development
Integrated Disbursement and Information System
CDBG Activity Summary Report (GPR) for Program Year 2016
MORRIS COUNTY

Date: 08-Sep-2017
Time: 12:39
Page: 67

PGM Year: 2016
Project: 0036 - 03K Street Improvements
IDIS Activity: 1315 - Street Improvements-Montville

Status: Open
Location: 2 Longview Dr Towaco, NJ 07082-1503

Objective: Create suitable living environments
Outcome: Sustainability
Matrix Code: Street Improvements (03K)

National Objective: LMA

Initial Funding Date: 09/23/2016

Description:

Milling & paving 1,480 LF on roadways: Longview Drive and Eberhardt Court.

Financing

	Fund Type	Grant Year	Grant	Funded Amount	Drawn In Program Year	Drawn Thru Program Year
CDBG	EN	2016	B16UC340105	\$19,751.00	\$0.00	\$0.00
Total	Total			\$19,751.00	\$0.00	\$0.00

Proposed Accomplishments

People (General) : 1

Total Population in Service Area: 1,085

Census Tract Percent Low / Mod: 31.80

Annual Accomplishments

Years	Accomplishment Narrative	# Benefitting
2016	Accomplishments will be recorded in PY 2017...project has not begun yet.	
2017	There were numerous delays with the municipality. It is about to go out to bid by 9/1/17.	



U.S. Department of Housing and Urban Development
Office of Community Planning and Development
Integrated Disbursement and Information System
CDBG Activity Summary Report (GPR) for Program Year 2016
MORRIS COUNTY

Date: 08-Sep-2017
Time: 12:39
Page: 68

PGM Year: 2016
Project: 0036 - 03K Street Improvements
IDIS Activity: 1316 - Street Improvements-Roxbury

Status: Open
Location: 3 Spencer St Wharton, NJ 07885-1026

Objective: Create suitable living environments
Outcome: Sustainability
Matrix Code: Street Improvements (03K)

National Objective: LMA

Initial Funding Date: 09/23/2016

Description:

Road resurfacing on Birch Lane (850 LF), Spencer Street (460 LF) and James Street (1,125 LF).
ASphalt base course repaired if necessary.

Financing

	Fund Type	Grant Year	Grant	Funded Amount	Drawn In Program Year	Drawn Thru Program Year
CDBG	EN	2016	B16UC340105	\$72,872.00	\$0.00	\$0.00
Total	Total			\$72,872.00	\$0.00	\$0.00

Proposed Accomplishments

People (General) : 1
Total Population in Service Area: 1,440
Census Tract Percent Low / Mod: 29.86

Annual Accomplishments

Years	Accomplishment Narrative	# Benefitting
2016	Delays with municipality. They have been granted an extension.	
2017	Project went out to bid on 8/2/17. Bid closes 8/29 & a contractor will be chosen by the municipality.	



U.S. Department of Housing and Urban Development
Office of Community Planning and Development
Integrated Disbursement and Information System
CDBG Activity Summary Report (GPR) for Program Year 2016
MORRIS COUNTY

Date: 08-Sep-2017
Time: 12:39
Page: 69

PGM Year: 2016
Project: 0037 - 03P Health Facilities
IDIS Activity: 1317 - Flooring Replacement-Zufall

Status: Open
Location: 2 Atno Ave Morristown, NJ 07960-3802

Objective: Create suitable living environments
Outcome: Availability/accessibility
Matrix Code: Health Facilities (03P)

National Objective: LMC

Initial Funding Date: 09/23/2016

Description:

Replacement of 1,980 SF of flooring, as well as debris removal and repair of damaged walls as a result of the new installation.

Financing

	Fund Type	Grant Year	Grant	Funded Amount	Drawn In Program Year	Drawn Thru Program Year
CDBG	EN	2016	B16UC340105	\$32,328.00	\$0.00	\$0.00
Total	Total			\$32,328.00	\$0.00	\$0.00

Proposed Accomplishments

Public Facilities : 1

Actual Accomplishments

Number assisted:

	Owner		Renter		Total		Person	
	Total	Hispanic	Total	Hispanic	Total	Hispanic	Total	Hispanic
White:	0	0	0	0	0	0		0
Black/African American:	0	0	0	0	0	0	0	0
Asian:	0	0	0	0	0	0	0	0
American Indian/Alaskan Native:	0	0	0	0	0	0	0	0
Native Hawaiian/Other Pacific Islander:	0	0	0	0	0	0	0	0
American Indian/Alaskan Native & White:	0	0	0	0	0	0	0	0
Asian White:	0	0	0	0	0	0	0	0
Black/African American & White:	0	0	0	0	0	0	0	0
American Indian/Alaskan Native & Black/African American:	0	0	0	0	0	0	0	0
Other multi-racial:	0	0	0	0	0	0	0	0
Asian/Pacific Islander:	0	0	0	0	0	0	0	0
Hispanic:	0	0	0	0	0	0	0	0
Total:	0	0	0	0	0	0	0	0
Female-headed Households:	0		0		0			



U.S. Department of Housing and Urban Development
Office of Community Planning and Development
Integrated Disbursement and Information System
CDBG Activity Summary Report (GPR) for Program Year 2016
MORRIS COUNTY

Date: 08-Sep-2017
Time: 12:39
Page: 70

Income Category:

	Owner	Renter	Total	Person
Extremely Low	0	0	0	0
Low Mod	0	0	0	0
Moderate	0	0	0	0
Non Low Moderate	0	0	0	0
Total	0	0	0	0
Percent Low/Mod				

Annual Accomplishments

Years	Accomplishment Narrative	# Benefitting
2016	Bidding procedure took longer than expected, but project will now move along.	



U.S. Department of Housing and Urban Development
Office of Community Planning and Development
Integrated Disbursement and Information System
CDBG Activity Summary Report (GPR) for Program Year 2016
MORRIS COUNTY

Date: 08-Sep-2017
Time: 12:39
Page: 71

PGM Year: 2016
Project: 0038 - 03T Homeless Program Operations
IDIS Activity: 1318 - Program Rental costs & Salary-Family Promise

Status: Open
Location: 51 Washington St Morristown, NJ 07960-6811

Objective: Create suitable living environments
Outcome: Availability/accessibility
Matrix Code: Operating Costs of Homeless/AIDS Patients Programs (03T)

National Objective: LMC

Initial Funding Date: 09/23/2016

Description:

Rental for 1 year and partial salary for the Program Coordinator and Program Assistant.

Financing

	Fund Type	Grant Year	Grant	Funded Amount	Drawn In Program Year	Drawn Thru Program Year
CDBG	EN	2016	B16UC340105	\$35,000.00	\$24,815.03	\$24,815.03
Total	Total			\$35,000.00	\$24,815.03	\$24,815.03

Proposed Accomplishments

People (General) : 1

Actual Accomplishments

Number assisted:

	Owner		Renter		Total		Person	
	Total	Hispanic	Total	Hispanic	Total	Hispanic	Total	Hispanic
White:	0	0	0	0	0	0	284	49
Black/African American:	0	0	0	0	0	0	96	0
Asian:	0	0	0	0	0	0	6	0
American Indian/Alaskan Native:	0	0	0	0	0	0	4	0
Native Hawaiian/Other Pacific Islander:	0	0	0	0	0	0	0	0
American Indian/Alaskan Native & White:	0	0	0	0	0	0	0	0
Asian White:	0	0	0	0	0	0	0	0
Black/African American & White:	0	0	0	0	0	0	1	0
American Indian/Alaskan Native & Black/African American:	0	0	0	0	0	0	2	0
Other multi-racial:	0	0	0	0	0	0	111	0
Asian/Pacific Islander:	0	0	0	0	0	0	0	0
Hispanic:	0	0	0	0	0	0	0	0
Total:	0	0	0	0	0	0	504	49
Female-headed Households:	0		0		0			



U.S. Department of Housing and Urban Development
Office of Community Planning and Development
Integrated Disbursement and Information System
CDBG Activity Summary Report (GPR) for Program Year 2016
MORRIS COUNTY

Date: 08-Sep-2017
Time: 12:39
Page: 72

Income Category:

	Owner	Renter	Total	Person
Extremely Low	0	0	0	494
Low Mod	0	0	0	9
Moderate	0	0	0	1
Non Low Moderate	0	0	0	0
Total	0	0	0	504
Percent Low/Mod				100.0%

Annual Accomplishments

Years	Accomplishment Narrative	# Benefitting
2016	The program continues to serve Morris County residents in need of basic services.	
2017	The program is very successful in servicing the community in terms of outreach & services.	



U.S. Department of Housing and Urban Development
Office of Community Planning and Development
Integrated Disbursement and Information System
CDBG Activity Summary Report (GPR) for Program Year 2016
MORRIS COUNTY

Date: 08-Sep-2017
Time: 12:39
Page: 73

PGM Year: 2016

Project: 0039 - 05G Battered and Abused Spouses

IDIS Activity: 1319 - Children's Program-JBWS

Status: Completed 6/28/2017 12:00:00 AM

Location: Address Suppressed

Objective: Create suitable living environments

Outcome: Sustainability

Matrix Code: Battered and Abused Spouses (05G)

National Objective: LMC

Initial Funding Date: 09/23/2016

Description:

36 hours of counseling services for 16 children of battered women while at JBWS facility.

Financing

	Fund Type	Grant Year	Grant	Funded Amount	Drawn In Program Year	Drawn Thru Program Year
CDBG	EN	2016	B16UC340105	\$15,000.00	\$15,000.00	\$15,000.00
Total	Total			\$15,000.00	\$15,000.00	\$15,000.00

Proposed Accomplishments

People (General) : 1

Actual Accomplishments

Number assisted:

	Owner		Renter		Total		Person	
	Total	Hispanic	Total	Hispanic	Total	Hispanic	Total	Hispanic
White:	0	0	0	0	0	0	3	0
Black/African American:	0	0	0	0	0	0	3	0
Asian:	0	0	0	0	0	0	0	0
American Indian/Alaskan Native:	0	0	0	0	0	0	0	0
Native Hawaiian/Other Pacific Islander:	0	0	0	0	0	0	0	0
American Indian/Alaskan Native & White:	0	0	0	0	0	0	0	0
Asian White:	0	0	0	0	0	0	0	0
Black/African American & White:	0	0	0	0	0	0	0	0
American Indian/Alaskan Native & Black/African American:	0	0	0	0	0	0	0	0
Other multi-racial:	0	0	0	0	0	0	10	0
Asian/Pacific Islander:	0	0	0	0	0	0	0	0
Hispanic:	0	0	0	0	0	0	0	0
Total:	0	0	0	0	0	0	16	0
Female-headed Households:	0		0		0			



U.S. Department of Housing and Urban Development
Office of Community Planning and Development
Integrated Disbursement and Information System
CDBG Activity Summary Report (GPR) for Program Year 2016
MORRIS COUNTY

Date: 08-Sep-2017
Time: 12:39
Page: 74

Income Category:

	Owner	Renter	Total	Person
Extremely Low	0	0	0	16
Low Mod	0	0	0	0
Moderate	0	0	0	0
Non Low Moderate	0	0	0	0
Total	0	0	0	16
Percent Low/Mod				100.0%

Annual Accomplishments

Years	Accomplishment Narrative	# Benefitting
2016	The organization continues to advance their mission to serve abused women & children. This is an excellent program.	



U.S. Department of Housing and Urban Development
Office of Community Planning and Development
Integrated Disbursement and Information System
CDBG Activity Summary Report (GPR) for Program Year 2016
MORRIS COUNTY

Date: 08-Sep-2017
Time: 12:39
Page: 75

PGM Year: 2016
Project: 0041 - 05H Employment Training
IDIS Activity: 1320 - Educational Assistance-Mental Health

Status: Open
Location: 100 Route 46 Mountain Lakes, NJ 07046-1745

Objective: Create suitable living environments
Outcome: Availability/accessibility
Matrix Code: Employment Training (05H) **National Objective:** LMC

Initial Funding Date: 09/23/2016

Description:

Provides scholarships for mental health consumers in recovery from debilitating mental illness.

Financing

	Fund Type	Grant Year	Grant	Funded Amount	Drawn In Program Year	Drawn Thru Program Year
CDBG	EN	2016	B16UC340105	\$13,827.00	\$7,866.70	\$7,866.70
Total	Total			\$13,827.00	\$7,866.70	\$7,866.70

Proposed Accomplishments

People (General) : 1

Actual Accomplishments

Number assisted:

	Owner		Renter		Total		Person	
	Total	Hispanic	Total	Hispanic	Total	Hispanic	Total	Hispanic
White:	0	0	0	0	0	0	10	1
Black/African American:	0	0	0	0	0	0	4	0
Asian:	0	0	0	0	0	0	1	0
American Indian/Alaskan Native:	0	0	0	0	0	0	0	0
Native Hawaiian/Other Pacific Islander:	0	0	0	0	0	0	0	0
American Indian/Alaskan Native & White:	0	0	0	0	0	0	0	0
Asian White:	0	0	0	0	0	0	0	0
Black/African American & White:	0	0	0	0	0	0	0	0
American Indian/Alaskan Native & Black/African American:	0	0	0	0	0	0	0	0
Other multi-racial:	0	0	0	0	0	0	2	0
Asian/Pacific Islander:	0	0	0	0	0	0	0	0
Hispanic:	0	0	0	0	0	0	0	0
Total:	0	0	0	0	0	0	17	1
Female-headed Households:	0		0		0			



U.S. Department of Housing and Urban Development
Office of Community Planning and Development
Integrated Disbursement and Information System
CDBG Activity Summary Report (GPR) for Program Year 2016
MORRIS COUNTY

Date: 08-Sep-2017

Time: 12:39

Page: 76

Income Category:

	Owner	Renter	Total	Person
Extremely Low	0	0	0	14
Low Mod	0	0	0	3
Moderate	0	0	0	0
Non Low Moderate	0	0	0	0
Total	0	0	0	17
Percent Low/Mod				100.0%

Annual Accomplishments

Years	Accomplishment Narrative	# Benefitting
2016	The program is a very successful and continues to serve the need of special populations.	
2017	The program continues to serve a special population of people who cannot be neglected.	



U.S. Department of Housing and Urban Development
Office of Community Planning and Development
Integrated Disbursement and Information System
CDBG Activity Summary Report (GPR) for Program Year 2016
MORRIS COUNTY

Date: 08-Sep-2017
Time: 12:39
Page: 77

PGM Year: 2016
Project: 0042 - 05L Child Care Services
IDIS Activity: 1321 - Summer Camp Scholarships-Cedar Hill CD

Status: Completed 2/17/2017 12:00:00 AM
Location: 226 Cornelia St Boonton, NJ 07005-1712

Objective: Create suitable living environments
Outcome: Availability/accessibility
Matrix Code: Child Care Services (05L)

National Objective: LMC

Initial Funding Date: 09/23/2016

Description:

Summer camp scholarships to provide after school and summer camp scholarships & activities to lowmod income families.

Financing

	Fund Type	Grant Year	Grant	Funded Amount	Drawn In Program Year	Drawn Thru Program Year
CDBG	EN	2016	B16UC340105	\$18,500.00	\$18,500.00	\$18,500.00
Total	Total			\$18,500.00	\$18,500.00	\$18,500.00

Proposed Accomplishments

People (General) : 1

Actual Accomplishments

Number assisted:

	Owner		Renter		Total		Person	
	Total	Hispanic	Total	Hispanic	Total	Hispanic	Total	Hispanic
White:	0	0	0	0	0	0	13	11
Black/African American:	0	0	0	0	0	0	10	0
Asian:	0	0	0	0	0	0	0	0
American Indian/Alaskan Native:	0	0	0	0	0	0	0	0
Native Hawaiian/Other Pacific Islander:	0	0	0	0	0	0	0	0
American Indian/Alaskan Native & White:	0	0	0	0	0	0	0	0
Asian White:	0	0	0	0	0	0	0	0
Black/African American & White:	0	0	0	0	0	0	0	0
American Indian/Alaskan Native & Black/African American:	0	0	0	0	0	0	0	0
Other multi-racial:	0	0	0	0	0	0	0	0
Asian/Pacific Islander:	0	0	0	0	0	0	0	0
Hispanic:	0	0	0	0	0	0	0	0
Total:	0	0	0	0	0	0	23	11
Female-headed Households:	0		0		0			



U.S. Department of Housing and Urban Development
Office of Community Planning and Development
Integrated Disbursement and Information System
CDBG Activity Summary Report (GPR) for Program Year 2016
MORRIS COUNTY

Date: 08-Sep-2017

Time: 12:39

Page: 78

Income Category:

	Owner	Renter	Total	Person
Extremely Low	0	0	0	6
Low Mod	0	0	0	16
Moderate	0	0	0	1
Non Low Moderate	0	0	0	0
Total	0	0	0	23
Percent Low/Mod				100.0%

Annual Accomplishments

Years	Accomplishment Narrative	# Benefitting
2016	23 children were served in the scholarship program.	



U.S. Department of Housing and Urban Development
Office of Community Planning and Development
Integrated Disbursement and Information System
CDBG Activity Summary Report (GPR) for Program Year 2016
MORRIS COUNTY

Date: 08-Sep-2017
Time: 12:39
Page: 79

PGM Year: 2016
Project: 0042 - 05L Child Care Services
IDIS Activity: 1322 - Childcare Scholarships-Children on the Green

Status: Open
Location: 50 S Park Pl Morristown, NJ 07960-3943

Objective: Create suitable living environments
Outcome: Availability/accessibility
Matrix Code: Child Care Services (05L)

National Objective: LMC

Initial Funding Date: 09/23/2016

Description:

Provides scholarship funding to low income families.

Financing

	Fund Type	Grant Year	Grant	Funded Amount	Drawn In Program Year	Drawn Thru Program Year
CDBG	EN	2016	B16UC340105	\$30,000.00	\$17,937.72	\$17,937.72
Total	Total			\$30,000.00	\$17,937.72	\$17,937.72

Proposed Accomplishments

People (General) : 1

Actual Accomplishments

Number assisted:

	Owner		Renter		Total		Person	
	Total	Hispanic	Total	Hispanic	Total	Hispanic	Total	Hispanic
White:	0	0	0	0	0	0		0
Black/African American:	0	0	0	0	0	0	0	0
Asian:	0	0	0	0	0	0	0	0
American Indian/Alaskan Native:	0	0	0	0	0	0	0	0
Native Hawaiian/Other Pacific Islander:	0	0	0	0	0	0	0	0
American Indian/Alaskan Native & White:	0	0	0	0	0	0	0	0
Asian White:	0	0	0	0	0	0	0	0
Black/African American & White:	0	0	0	0	0	0	0	0
American Indian/Alaskan Native & Black/African American:	0	0	0	0	0	0	0	0
Other multi-racial:	0	0	0	0	0	0	0	0
Asian/Pacific Islander:	0	0	0	0	0	0	0	0
Hispanic:	0	0	0	0	0	0	0	0
Total:	0	0	0	0	0	0	0	0
Female-headed Households:	0		0		0			



U.S. Department of Housing and Urban Development
Office of Community Planning and Development
Integrated Disbursement and Information System
CDBG Activity Summary Report (GPR) for Program Year 2016
MORRIS COUNTY

Date: 08-Sep-2017

Time: 12:39

Page: 80

Income Category:

	Owner	Renter	Total	Person
Extremely Low	0	0	0	0
Low Mod	0	0	0	0
Moderate	0	0	0	0
Non Low Moderate	0	0	0	0
Total	0	0	0	0
Percent Low/Mod				

Annual Accomplishments

Years	Accomplishment Narrative	# Benefitting
2016	The program continues to serve the low/low mod working families with child care services.	



U.S. Department of Housing and Urban Development
Office of Community Planning and Development
Integrated Disbursement and Information System
CDBG Activity Summary Report (GPR) for Program Year 2016
MORRIS COUNTY

Date: 08-Sep-2017
Time: 12:39
Page: 81

PGM Year: 2016
Project: 0042 - 05L Child Care Services
IDIS Activity: 1323 - Morristown Neighborhood House

Status: Open
Location: 12 Flagler St Morristown, NJ 07960-3913

Objective: Create suitable living environments
Outcome: Availability/accessibility
Matrix Code: Child Care Services (05L)

National Objective: LMC

Initial Funding Date: 09/23/2016

Description:
Provides child care scholarships for children from low income families.

Financing

	Fund Type	Grant Year	Grant	Funded Amount	Drawn In Program Year	Drawn Thru Program Year
CDBG	EN	2016	B16UC340105	\$40,000.00	\$27,995.52	\$27,995.52
Total	Total			\$40,000.00	\$27,995.52	\$27,995.52

Proposed Accomplishments

People (General) : 1

Actual Accomplishments

Number assisted:

	Owner		Renter		Total		Person	
	Total	Hispanic	Total	Hispanic	Total	Hispanic	Total	Hispanic
White:	0	0	0	0	0	0	22	22
Black/African American:	0	0	0	0	0	0	1	0
Asian:	0	0	0	0	0	0	0	0
American Indian/Alaskan Native:	0	0	0	0	0	0	0	0
Native Hawaiian/Other Pacific Islander:	0	0	0	0	0	0	0	0
American Indian/Alaskan Native & White:	0	0	0	0	0	0	0	0
Asian White:	0	0	0	0	0	0	0	0
Black/African American & White:	0	0	0	0	0	0	0	0
American Indian/Alaskan Native & Black/African American:	0	0	0	0	0	0	0	0
Other multi-racial:	0	0	0	0	0	0	0	0
Asian/Pacific Islander:	0	0	0	0	0	0	0	0
Hispanic:	0	0	0	0	0	0	0	0
Total:	0	0	0	0	0	0	23	22
Female-headed Households:	0		0		0			



U.S. Department of Housing and Urban Development
Office of Community Planning and Development
Integrated Disbursement and Information System
CDBG Activity Summary Report (GPR) for Program Year 2016
MORRIS COUNTY

Date: 08-Sep-2017

Time: 12:39

Page: 82

Income Category:

	Owner	Renter	Total	Person
Extremely Low	0	0	0	23
Low Mod	0	0	0	0
Moderate	0	0	0	0
Non Low Moderate	0	0	0	0
Total	0	0	0	23
Percent Low/Mod				100.0%

Annual Accomplishments

Years	Accomplishment Narrative	# Benefitting
2016	The Morristown Neighborhood House serves the low/low mod working families of Morristown with child care services. All accomplishments were within the 2016 program year.	



U.S. Department of Housing and Urban Development
Office of Community Planning and Development
Integrated Disbursement and Information System
CDBG Activity Summary Report (GPR) for Program Year 2016
MORRIS COUNTY

Date: 08-Sep-2017
Time: 12:39
Page: 83

PGM Year: 2016
Project: 0042 - 05L Child Care Services
IDIS Activity: 1324 - Day Care Scholarships-Salvation Army

Status: Open
Location: 95 Spring St Morristown, NJ 07960-3946

Objective: Create suitable living environments
Outcome: Availability/accessibility
Matrix Code: Child Care Services (05L)

National Objective: LMC

Initial Funding Date: 09/23/2016

Description:

Provides childcare scholarships for children from low income families.

Financing

	Fund Type	Grant Year	Grant	Funded Amount	Drawn In Program Year	Drawn Thru Program Year
CDBG	EN	2016	B16UC340105	\$20,000.00	\$0.00	\$0.00
Total	Total			\$20,000.00	\$0.00	\$0.00

Proposed Accomplishments

People (General) : 1

Actual Accomplishments

Number assisted:

	Owner		Renter		Total		Person	
	Total	Hispanic	Total	Hispanic	Total	Hispanic	Total	Hispanic
White:	0	0	0	0	0	0		0
Black/African American:	0	0	0	0	0	0	0	0
Asian:	0	0	0	0	0	0	0	0
American Indian/Alaskan Native:	0	0	0	0	0	0	0	0
Native Hawaiian/Other Pacific Islander:	0	0	0	0	0	0	0	0
American Indian/Alaskan Native & White:	0	0	0	0	0	0	0	0
Asian White:	0	0	0	0	0	0	0	0
Black/African American & White:	0	0	0	0	0	0	0	0
American Indian/Alaskan Native & Black/African American:	0	0	0	0	0	0	0	0
Other multi-racial:	0	0	0	0	0	0	0	0
Asian/Pacific Islander:	0	0	0	0	0	0	0	0
Hispanic:	0	0	0	0	0	0	0	0
Total:	0	0	0	0	0	0	0	0
Female-headed Households:	0		0		0			



U.S. Department of Housing and Urban Development
Office of Community Planning and Development
Integrated Disbursement and Information System
CDBG Activity Summary Report (GPR) for Program Year 2016
MORRIS COUNTY

Date: 08-Sep-2017

Time: 12:39

Page: 84

Income Category:

	Owner	Renter	Total	Person
Extremely Low	0	0	0	0
Low Mod	0	0	0	0
Moderate	0	0	0	0
Non Low Moderate	0	0	0	0
Total	0	0	0	0
Percent Low/Mod				

Annual Accomplishments

Years	Accomplishment Narrative	# Benefitting
2016	The Salvation continues to serve low/low mod income families through this day care program.	



U.S. Department of Housing and Urban Development
Office of Community Planning and Development
Integrated Disbursement and Information System
CDBG Activity Summary Report (GPR) for Program Year 2016
MORRIS COUNTY

Date: 08-Sep-2017
Time: 12:39
Page: 85

PGM Year: 2016
Project: 0045 - 05N Abused Neglected Children
IDIS Activity: 1325 - Case Supervisor Positions-CASA

Status: Completed 6/28/2017 12:00:00 AM
Location: 18 Cattano Ave Morristown, NJ 07960-6846

Objective: Create suitable living environments
Outcome: Availability/accessibility
Matrix Code: Abused and Neglected Children (05N) **National Objective:** LMC

Initial Funding Date: 09/23/2016

Description:

Fund Case Supervisor Salary Positions (2) in order to mentor Morris County abused and neglected foster youth who are a part of the court system presently living in foster homes and residential facilities.

Financing

	Fund Type	Grant Year	Grant	Funded Amount	Drawn In Program Year	Drawn Thru Program Year
CDBG	EN	2016	B16UC340105	\$50,000.00	\$46,608.60	\$46,608.60
Total	Total			\$50,000.00	\$46,608.60	\$46,608.60

Proposed Accomplishments

People (General) : 1

Actual Accomplishments

Number assisted:

	Owner		Renter		Total		Person	
	Total	Hispanic	Total	Hispanic	Total	Hispanic	Total	Hispanic
White:	0	0	0	0	0	0	132	29
Black/African American:	0	0	0	0	0	0	13	3
Asian:	0	0	0	0	0	0	0	0
American Indian/Alaskan Native:	0	0	0	0	0	0	0	0
Native Hawaiian/Other Pacific Islander:	0	0	0	0	0	0	0	0
American Indian/Alaskan Native & White:	0	0	0	0	0	0	0	0
Asian White:	0	0	0	0	0	0	0	0
Black/African American & White:	0	0	0	0	0	0	0	0
American Indian/Alaskan Native & Black/African American:	0	0	0	0	0	0	0	0
Other multi-racial:	0	0	0	0	0	0	0	0
Asian/Pacific Islander:	0	0	0	0	0	0	0	0
Hispanic:	0	0	0	0	0	0	0	0
Total:	0	0	0	0	0	0	145	32
Female-headed Households:	0		0		0			



U.S. Department of Housing and Urban Development
Office of Community Planning and Development
Integrated Disbursement and Information System
CDBG Activity Summary Report (GPR) for Program Year 2016
MORRIS COUNTY

Date: 08-Sep-2017
Time: 12:39
Page: 86

Income Category:

	Owner	Renter	Total	Person
Extremely Low	0	0	0	108
Low Mod	0	0	0	37
Moderate	0	0	0	0
Non Low Moderate	0	0	0	0
Total	0	0	0	145
Percent Low/Mod				100.0%

Annual Accomplishments

Years	Accomplishment Narrative	# Benefitting
2016	The organization continues to provide services for abused children in coordination with the state of NJ. all accomplishments were within the 2016PY.	



U.S. Department of Housing and Urban Development
Office of Community Planning and Development
Integrated Disbursement and Information System
CDBG Activity Summary Report (GPR) for Program Year 2016
MORRIS COUNTY

Date: 08-Sep-2017
Time: 12:39
Page: 87

PGM Year: 2016
Project: 0045 - 05N Abused Neglected Children
IDIS Activity: 1326 - Clinical Counseling Program-Deirdre O'Brien

Status: Completed 6/28/2017 12:00:00 AM
Location: 8 Court St Morristown, NJ 07960-5112
Objective: Create suitable living environments
Outcome: Availability/accessibility
Matrix Code: Abused and Neglected Children (05N) **National Objective:** LMC

Initial Funding Date: 09/23/2016

Description:

Clinical counseling Program-salary for 2 full time counselors, of which 1 is bi-lingual, provide counseling to child victims. The program offers individual therapy, crisis intervention and case management.

Financing

	Fund Type	Grant Year	Grant	Funded Amount	Drawn In Program Year	Drawn Thru Program Year
CDBG	EN	2016	B16UC340105	\$40,000.00	\$28,814.32	\$28,814.32
Total	Total			\$40,000.00	\$28,814.32	\$28,814.32

Proposed Accomplishments

People (General) : 1

Actual Accomplishments

Number assisted:

	Owner		Renter		Total		Person	
	Total	Hispanic	Total	Hispanic	Total	Hispanic	Total	Hispanic
White:	0	0	0	0	0	0	15	6
Black/African American:	0	0	0	0	0	0	1	0
Asian:	0	0	0	0	0	0	0	0
American Indian/Alaskan Native:	0	0	0	0	0	0	0	0
Native Hawaiian/Other Pacific Islander:	0	0	0	0	0	0	0	0
American Indian/Alaskan Native & White:	0	0	0	0	0	0	0	0
Asian White:	0	0	0	0	0	0	0	0
Black/African American & White:	0	0	0	0	0	0	1	0
American Indian/Alaskan Native & Black/African American:	0	0	0	0	0	0	0	0
Other multi-racial:	0	0	0	0	0	0	1	0
Asian/Pacific Islander:	0	0	0	0	0	0	0	0
Hispanic:	0	0	0	0	0	0	0	0
Total:	0	0	0	0	0	0	18	6
Female-headed Households:	0		0		0			



U.S. Department of Housing and Urban Development
Office of Community Planning and Development
Integrated Disbursement and Information System
CDBG Activity Summary Report (GPR) for Program Year 2016
MORRIS COUNTY

Date: 08-Sep-2017

Time: 12:39

Page: 88

Income Category:

	Owner	Renter	Total	Person
Extremely Low	0	0	0	10
Low Mod	0	0	0	5
Moderate	0	0	0	3
Non Low Moderate	0	0	0	0
Total	0	0	0	18
Percent Low/Mod				100.0%

Annual Accomplishments

Years	Accomplishment Narrative	# Benefitting
2016	All accomplishments were during PY 2016. The organization continues in it's mission to serve abused children through clinical counseling.	



U.S. Department of Housing and Urban Development
Office of Community Planning and Development
Integrated Disbursement and Information System
CDBG Activity Summary Report (GPR) for Program Year 2016
MORRIS COUNTY

Date: 08-Sep-2017
Time: 12:39
Page: 89

PGM Year: 2016
Project: 0047 - Housing Rehabilitation
IDIS Activity: 1327 - Fix-It Program

Status: Open
Location: Address Suppressed

Objective: Create suitable living environments
Outcome: Sustainability
Matrix Code: Rehab; Single-Unit Residential (14A) **National Objective:** LMH

Initial Funding Date: 09/23/2016

Description:

Provides minor home repairs to senior citizens, disabled, single parents, all of low lowmod income.

Financing

	Fund Type	Grant Year	Grant	Funded Amount	Drawn In Program Year	Drawn Thru Program Year
CDBG	EN	2016	B16UC340105	\$99,600.00	\$48,873.00	\$48,873.00
Total	Total			\$99,600.00	\$48,873.00	\$48,873.00

Proposed Accomplishments

Housing Units : 1

Actual Accomplishments

Number assisted:

	Owner		Renter		Total		Person	
	Total	Hispanic	Total	Hispanic	Total	Hispanic	Total	Hispanic
White:	55	0	0	0	55	0	0	0
Black/African American:	4	0	0	0	4	0	0	0
Asian:	0	0	0	0	0	0	0	0
American Indian/Alaskan Native:	0	0	0	0	0	0	0	0
Native Hawaiian/Other Pacific Islander:	0	0	0	0	0	0	0	0
American Indian/Alaskan Native & White:	0	0	0	0	0	0	0	0
Asian White:	0	0	0	0	0	0	0	0
Black/African American & White:	0	0	0	0	0	0	0	0
American Indian/Alaskan Native & Black/African American:	0	0	0	0	0	0	0	0
Other multi-racial:	3	0	0	0	3	0	0	0
Asian/Pacific Islander:	0	0	0	0	0	0	0	0
Hispanic:	0	0	0	0	0	0	0	0
Total:	62	0	0	0	62	0	0	0
Female-headed Households:	0		0		0			



U.S. Department of Housing and Urban Development
Office of Community Planning and Development
Integrated Disbursement and Information System
CDBG Activity Summary Report (GPR) for Program Year 2016
MORRIS COUNTY

Date: 08-Sep-2017
Time: 12:39
Page: 90

Income Category:

	Owner	Renter	Total	Person
Extremely Low	39	0	39	0
Low Mod	12	0	12	0
Moderate	11	0	11	0
Non Low Moderate	0	0	0	0
Total	62	0	62	0
Percent Low/Mod	100.0%		100.0%	

Annual Accomplishments

Years	Accomplishment Narrative	# Benefitting
2016	The Fix-It Program continues to provide minor repairs to senior citizens, and low income residents of Morris County.	



U.S. Department of Housing and Urban Development
Office of Community Planning and Development
Integrated Disbursement and Information System
CDBG Activity Summary Report (GPR) for Program Year 2016
MORRIS COUNTY

Date: 08-Sep-2017
Time: 12:39
Page: 91

PGM Year: 2016
Project: 0047 - Housing Rehabilitation
IDIS Activity: 1328 - Housing Rehabilitation Program

Status: Open
Location: 30 Schuyler Pl Morristown, NJ 07960-5193

Objective: Create suitable living environments
Outcome: Sustainability
Matrix Code: Rehab; Single-Unit Residential (14A) **National Objective:** LMH

Initial Funding Date: 09/23/2016

Description:

Single family owner occupied Rehabilitation Program to assist owners with code related repairs.

Financing

	Fund Type	Grant Year	Grant	Funded Amount	Drawn In Program Year	Drawn Thru Program Year
CDBG	EN	2016	B16UC340105	\$200,000.00	\$0.00	\$0.00
	PI			\$80,868.97	\$65,868.97	\$65,868.97
Total	Total			\$280,868.97	\$65,868.97	\$65,868.97

Proposed Accomplishments

Housing Units : 1

Actual Accomplishments

Number assisted:

	Owner		Renter		Total		Person	
	Total	Hispanic	Total	Hispanic	Total	Hispanic	Total	Hispanic
White:	0	0	0	0	0	0		0
Black/African American:	0	0	0	0	0	0	0	0
Asian:	0	0	0	0	0	0	0	0
American Indian/Alaskan Native:	0	0	0	0	0	0	0	0
Native Hawaiian/Other Pacific Islander:	0	0	0	0	0	0	0	0
American Indian/Alaskan Native & White:	0	0	0	0	0	0	0	0
Asian White:	0	0	0	0	0	0	0	0
Black/African American & White:	0	0	0	0	0	0	0	0
American Indian/Alaskan Native & Black/African American:	0	0	0	0	0	0	0	0
Other multi-racial:	0	0	0	0	0	0	0	0
Asian/Pacific Islander:	0	0	0	0	0	0	0	0
Hispanic:	0	0	0	0	0	0	0	0
Total:	0	0	0	0	0	0	0	0
Female-headed Households:	0		0		0			



U.S. Department of Housing and Urban Development
Office of Community Planning and Development
Integrated Disbursement and Information System
CDBG Activity Summary Report (GPR) for Program Year 2016
MORRIS COUNTY

Date: 08-Sep-2017

Time: 12:39

Page: 92

Income Category:

	Owner	Renter	Total	Person
Extremely Low	0	0	0	0
Low Mod	0	0	0	0
Moderate	0	0	0	0
Non Low Moderate	0	0	0	0
Total	0	0	0	0
Percent Low/Mod				

Annual Accomplishments

No data returned for this view. This might be because the applied filter excludes all data.



U.S. Department of Housing and Urban Development
Office of Community Planning and Development
Integrated Disbursement and Information System
CDBG Activity Summary Report (GPR) for Program Year 2016
MORRIS COUNTY

Date: 08-Sep-2017
Time: 12:39
Page: 93

PGM Year:	2016		
Project:	0029 - Administration		
IDIS Activity:	1329 - Administration		
Status:	Open	Objective:	
Location:	,	Outcome:	
		Matrix Code:	General Program Administration (21A)
		National Objective:	

Initial Funding Date: 09/23/2016

Description:

Ongoing program management and oversight

Financing

	Fund Type	Grant Year	Grant	Funded Amount	Drawn In Program Year	Drawn Thru Program Year
CDBG	EN	2016	B16UC340105	\$349,770.00	\$218,927.83	\$218,927.83
Total	Total			\$349,770.00	\$218,927.83	\$218,927.83

Proposed Accomplishments

Actual Accomplishments

Number assisted:

	Owner		Renter		Total		Person	
	Total	Hispanic	Total	Hispanic	Total	Hispanic	Total	Hispanic
White:					0	0		
Black/African American:					0	0		
Asian:					0	0		
American Indian/Alaskan Native:					0	0		
Native Hawaiian/Other Pacific Islander:					0	0		
American Indian/Alaskan Native & White:					0	0		
Asian White:					0	0		
Black/African American & White:					0	0		
American Indian/Alaskan Native & Black/African American:					0	0		
Other multi-racial:					0	0		
Asian/Pacific Islander:					0	0		
Hispanic:					0	0		
Total:	0	0	0	0	0	0	0	0
Female-headed Households:					0			

Income Category:

	Owner	Renter	Total	Person
--	-------	--------	-------	--------



U.S. Department of Housing and Urban Development
Office of Community Planning and Development
Integrated Disbursement and Information System
CDBG Activity Summary Report (GPR) for Program Year 2016
MORRIS COUNTY

Date: 08-Sep-2017

Time: 12:39

Page: 94

Extremely Low			0	
Low Mod			0	
Moderate			0	
Non Low Moderate			0	
Total	0	0	0	0
Percent Low/Mod				

Annual Accomplishments

No data returned for this view. This might be because the applied filter excludes all data.



U.S. Department of Housing and Urban Development
Office of Community Planning and Development
Integrated Disbursement and Information System
CDBG Activity Summary Report (GPR) for Program Year 2016
MORRIS COUNTY

Date: 08-Sep-2017
Time: 12:39
Page: 95

PGM Year:	2016				
Project:	0051 - 14H Rehabilitation Administration				
IDIS Activity:	1335 - 14H Rehabilitation Administration-Delivery				
Status:	Open	Objective:	Provide decent affordable housing		
Location:	30 Schuyler Pl Morristown, NJ 07960-5193	Outcome:	Availability/accessibility		
		Matrix Code:	Rehabilitation Administration (14H)	National Objective:	LMH

Initial Funding Date: 09/23/2016

Description:

Reimburse Admin for costs of Rehab.
Administration.

Financing

	Fund Type	Grant Year	Grant	Funded Amount	Drawn In Program Year	Drawn Thru Program Year
CDBG	EN	2015	B15UC340105	\$67,046.49	\$0.00	\$0.00
		2016	B16UC340105	\$65,000.00	\$54,907.54	\$54,907.54
Total	Total			\$132,046.49	\$54,907.54	\$54,907.54

Proposed Accomplishments

Actual Accomplishments

Number assisted:

	Owner		Renter		Total		Person	
	Total	Hispanic	Total	Hispanic	Total	Hispanic	Total	Hispanic
White:	0	0	0	0	0	0		0
Black/African American:	0	0	0	0	0	0	0	0
Asian:	0	0	0	0	0	0	0	0
American Indian/Alaskan Native:	0	0	0	0	0	0	0	0
Native Hawaiian/Other Pacific Islander:	0	0	0	0	0	0	0	0
American Indian/Alaskan Native & White:	0	0	0	0	0	0	0	0
Asian White:	0	0	0	0	0	0	0	0
Black/African American & White:	0	0	0	0	0	0	0	0
American Indian/Alaskan Native & Black/African American:	0	0	0	0	0	0	0	0
Other multi-racial:	0	0	0	0	0	0	0	0
Asian/Pacific Islander:	0	0	0	0	0	0	0	0
Hispanic:	0	0	0	0	0	0	0	0
Total:	0	0	0	0	0	0	0	0
Female-headed Households:	0		0		0			



U.S. Department of Housing and Urban Development
Office of Community Planning and Development
Integrated Disbursement and Information System
CDBG Activity Summary Report (GPR) for Program Year 2016
MORRIS COUNTY

Date: 08-Sep-2017
Time: 12:39
Page: 96

Income Category:

	Owner	Renter	Total	Person
Extremely Low	0	0	0	0
Low Mod	0	0	0	0
Moderate	0	0	0	0
Non Low Moderate	0	0	0	0
Total	0	0	0	0
Percent Low/Mod				

Annual Accomplishments

Years	Accomplishment Narrative	# Benefitting
2016	The Rehabilitation Program continues to serve the low/low mod homeowners of Morris County. all accomplishments/beneficiaries are to be recorded in #1328-Rehabilitation Program.	
2017	The Rehabilitation Program continues to serve low/low mod income homeowners with code violation & health & safety issues. all accomplishment/beneficiary data recorded in #1328-Rehabilitation Program.	



U.S. Department of Housing and Urban Development
Office of Community Planning and Development
Integrated Disbursement and Information System
CDBG Activity Summary Report (GPR) for Program Year 2016
MORRIS COUNTY

Date: 08-Sep-2017

Time: 12:39

Page: 97

Total Funded Amount:	\$5,028,802.80
Total Drawn Thru Program Year:	\$3,432,275.48
Total Drawn In Program Year:	\$1,913,210.48



U.S. Department of Housing and Urban Development
Office of Community Planning and Development
Integrated Disbursement and Information System
CDBG Summary of Accomplishments
Program Year: 2016

DATE: 09-08-17
TIME: 12:40
PAGE: 1

MORRIS COUNTY

Count of CDBG Activities with Disbursements by Activity Group & Matrix Code

Activity Group	Activity Category	Open Count	Open Activities Disbursed	Completed Count	Completed Activities Disbursed	Program Year Count	Total Activities Disbursed
Housing	Construction of Housing (12)	0	\$0.00	2	\$25,000.00	2	\$25,000.00
	Rehab; Single-Unit Residential (14A)	4	\$201,189.88	2	\$164,720.91	6	\$365,910.79
	Rehabilitation Administration (14H)	2	\$77,953.95	0	\$0.00	2	\$77,953.95
	Total Housing	6	\$279,143.83	4	\$189,720.91	10	\$468,864.74
Public Facilities and Improvements	Senior Centers (03A)	1	\$0.00	1	\$47,197.91	2	\$47,197.91
	Handicapped Centers (03B)	2	\$7,200.00	1	\$80,000.00	3	\$87,200.00
	Neighborhood Facilities (03E)	2	\$69,500.00	4	\$170,912.00	6	\$240,412.00
	Parks, Recreational Facilities (03F)	1	\$0.00	1	\$17,470.00	2	\$17,470.00
	Water/Sewer Improvements (03J)	5	\$72,000.00	5	\$303,785.00	10	\$375,785.00
	Street Improvements (03K)	2	\$0.00	0	\$0.00	2	\$0.00
	Fire Station/Equipment (03O)	1	\$0.00	0	\$0.00	1	\$0.00
	Health Facilities (03P)	1	\$0.00	2	\$81,855.00	3	\$81,855.00
	Total Public Facilities and Improvements	15	\$148,700.00	14	\$701,219.91	29	\$849,919.91
Public Services	Operating Costs of Homeless/AIDS Patients Programs (03T)	1	\$24,815.03	0	\$0.00	1	\$24,815.03
	Battered and Abused Spouses (05G)	0	\$0.00	2	\$30,000.00	2	\$30,000.00
	Employment Training (05H)	1	\$7,866.70	0	\$0.00	1	\$7,866.70
	Child Care Services (05L)	3	\$45,933.24	4	\$88,042.52	7	\$133,975.76
	Abused and Neglected Children (05N)	0	\$0.00	2	\$75,422.92	2	\$75,422.92
	Total Public Services	5	\$78,614.97	8	\$193,465.44	13	\$272,080.41
General Administration and Planning	General Program Administration (21A)	1	\$218,927.83	3	\$103,417.59	4	\$322,345.42
	Total General Administration and Planning	1	\$218,927.83	3	\$103,417.59	4	\$322,345.42
Grand Total		27	\$725,386.63	29	\$1,187,823.85	56	\$1,913,210.48



U.S. Department of Housing and Urban Development
Office of Community Planning and Development
Integrated Disbursement and Information System
CDBG Summary of Accomplishments
Program Year: 2016

DATE: 09-08-17
TIME: 12:40
PAGE: 2

MORRIS COUNTY

CDBG Sum of Actual Accomplishments by Activity Group and Accomplishment Type

Activity Group	Matrix Code	Accomplishment Type	Open Count	Completed Count	Program Year Totals
Housing	Construction of Housing (12)	Housing Units	0	56	56
	Rehab; Single-Unit Residential (14A)	Housing Units	119	98	217
	Rehabilitation Administration (14H)	Housing Units	0	0	0
	Total Housing		119	154	273
Public Facilities and Improvements	Senior Centers (03A)	Public Facilities	132	988	1,120
	Handicapped Centers (03B)	Public Facilities	0	227	227
	Neighborhood Facilities (03E)	Public Facilities	12,910	306	13,216
	Parks, Recreational Facilities (03F)	Public Facilities	3,480	32,690	36,170
	Water/Sewer Improvements (03J)	Persons	21,295	34,490	55,785
	Street Improvements (03K)	Persons	5,050	0	5,050
	Fire Station/Equipment (03O)	Public Facilities	1,200	0	1,200
	Health Facilities (03P)	Public Facilities	0	7,691	7,691
	Total Public Facilities and Improvements		44,067	76,392	120,459
Public Services	Operating Costs of Homeless/AIDS Patients Programs (03T)	Persons	767	0	767
	Battered and Abused Spouses (05G)	Persons	0	30	30
	Employment Training (05H)	Persons	17	0	17
	Child Care Services (05L)	Persons	23	131	154
	Abused and Neglected Children (05N)	Persons	0	163	163
	Total Public Services		807	324	1,131
Grand Total			44,993	76,870	121,863



U.S. Department of Housing and Urban Development
Office of Community Planning and Development
Integrated Disbursement and Information System
CDBG Summary of Accomplishments
Program Year: 2016

DATE: 09-08-17
TIME: 12:40
PAGE: 3

MORRIS COUNTY

CDBG Beneficiaries by Racial / Ethnic Category

Housing-Non Housing	Race	Total Persons		Total Hispanic Persons Total Households		Total Hispanic Households
Housing	White	0	0	230	20	
	Black/African American	0	0	36	0	
	Other multi-racial	0	0	7	0	
	Total Housing	0	0	273	20	
Non Housing	White	6,163	2,520	0	0	
	Black/African American	1,119	39	0	0	
	Asian	314	6	0	0	
	American Indian/Alaskan Native	26	12	0	0	
	Native Hawaiian/Other Pacific Islander	4	2	0	0	
	Asian & White	2	0	0	0	
	Black/African American & White	27	1	0	0	
	Amer. Indian/Alaskan Native & Black/African Amer.	5	0	0	0	
	Other multi-racial	2,815	2,414	0	0	
	Total Non Housing	10,475	4,994	0	0	
Grand Total	White	6,163	2,520	230	20	
	Black/African American	1,119	39	36	0	
	Asian	314	6	0	0	
	American Indian/Alaskan Native	26	12	0	0	
	Native Hawaiian/Other Pacific Islander	4	2	0	0	
	Asian & White	2	0	0	0	
	Black/African American & White	27	1	0	0	
	Amer. Indian/Alaskan Native & Black/African Amer.	5	0	0	0	
	Other multi-racial	2,815	2,414	7	0	
	Total Grand Total	10,475	4,994	273	20	



U.S. Department of Housing and Urban Development
Office of Community Planning and Development
Integrated Disbursement and Information System
CDBG Summary of Accomplishments
Program Year: 2016

DATE: 09-08-17
TIME: 12:40
PAGE: 4

MORRIS COUNTY

CDBG Beneficiaries by Income Category

	Income Levels	Owner Occupied	Renter Occupied	Persons
Housing	Extremely Low ($\leq 30\%$)	68	13	0
	Low ($>30\%$ and $\leq 50\%$)	45	20	0
	Mod ($>50\%$ and $\leq 80\%$)	16	23	0
	Total Low-Mod	129	56	0
	Non Low-Mod ($>80\%$)	0	0	0
	Total Beneficiaries	129	56	0
Non Housing	Extremely Low ($\leq 30\%$)	0	0	1,911
	Low ($>30\%$ and $\leq 50\%$)	0	0	415
	Mod ($>50\%$ and $\leq 80\%$)	0	0	358
	Total Low-Mod	0	0	2,684
	Non Low-Mod ($>80\%$)	0	0	0
	Total Beneficiaries	0	0	2,684



U.S. Department of Housing and Urban Development
Office of Community Planning and Development
Integrated Disbursement and Information System
CDBG Activity Summary Report (GPR) for Program Year 2016
MORRIS COUNTY

Date: 21-Sep-2017
Time: 10:38
Page: 1

PGM Year: 2013
Project: 0001 - Rehab; Single Unit Residential
IDIS Activity: 1194 - Rehab; Single-Unit Residential

Status: Completed 6/28/2017 12:00:00 AM
Location: Address Suppressed

Objective: Create suitable living environments

Outcome: Affordability

Matrix Code: Rehab; Single-Unit Residential (14A)

National Objective: LMH

Initial Funding Date: 08/30/2013

Description:

Repair of major system repairs for income eligible households.

Financing

	Fund Type	Grant Year	Grant	Funded Amount	Drawn In Program Year	Drawn Thru Program Year
CDBG	EN	Pre-2015		\$132,337.83	\$0.00	\$0.00
		2012	B12UC340105		\$0.00	\$19,427.92
		2013	B13UC340105		\$0.00	\$36,305.00
		2014	B14UC340105		\$74,167.91	\$76,604.91
	PI			\$134,401.00	\$42,684.00	\$134,401.00
Total	Total			\$266,738.83	\$116,851.91	\$266,738.83

Proposed Accomplishments

Housing Units : 42

Actual Accomplishments

Number assisted:

	Owner		Renter		Total		Person	
	Total	Hispanic	Total	Hispanic	Total	Hispanic	Total	Hispanic
White:	6	1	0	0	6	1	0	0
Black/African American:	0	0	0	0	0	0	0	0
Asian:	0	0	0	0	0	0	0	0
American Indian/Alaskan Native:	0	0	0	0	0	0	0	0
Native Hawaiian/Other Pacific Islander:	0	0	0	0	0	0	0	0
American Indian/Alaskan Native & White:	0	0	0	0	0	0	0	0
Asian White:	0	0	0	0	0	0	0	0
Black/African American & White:	0	0	0	0	0	0	0	0
American Indian/Alaskan Native & Black/African American:	0	0	0	0	0	0	0	0
Other multi-racial:	0	0	0	0	0	0	0	0
Asian/Pacific Islander:	0	0	0	0	0	0	0	0



U.S. Department of Housing and Urban Development
Office of Community Planning and Development
Integrated Disbursement and Information System
CDBG Activity Summary Report (GPR) for Program Year 2016
MORRIS COUNTY

Date: 21-Sep-2017
Time: 10:38
Page: 2

Hispanic:	0	0	0	0	0	0	0	0
Total:	6	1	0	0	6	1	0	0

Female-headed Households:	0	0	0
---------------------------	---	---	---

Income Category:

	Owner	Renter	Total	Person
Extremely Low	2	0	2	0
Low Mod	3	0	3	0
Moderate	2	0	2	0
Non Low Moderate	0	0	0	0
Total	7	0	7	0
Percent Low/Mod	100.0%		100.0%	

Annual Accomplishments

Years	Accomplishment Narrative	# Benefitting
2013	All accomplishments for Program Year 2013 were achieved in activity #1155-PY 2012 Rehab.	
2014	Three units completed, two underway. Beneficiaries overlap with PY 2012 and 2014 with partial payments.	
2015	The Rehab Program provides rehabilitation for low and low-mod owner occupied housing units., Program continued in FY 2014 funding	
2016	The Rehabilitation Program continues to serve low/low/mod income households for system failures.	



U.S. Department of Housing and Urban Development
Office of Community Planning and Development
Integrated Disbursement and Information System
CDBG Activity Summary Report (GPR) for Program Year 2016
MORRIS COUNTY

Date: 21-Sep-2017
Time: 10:38
Page: 3

PGM Year: 2013
Project: 0002 - Program Administration
IDIS Activity: 1197 - CDBG Admin

Status: Completed 7/28/2017 12:00:00 AM
Location: ,

Objective:
Outcome:
Matrix Code: General Program Administration (21A) **National Objective:**

Initial Funding Date: 09/24/2013

Description:

Administration of CDBG Program.
This activity will be cancelled, funds reprogrammed to new activities.

Financing

	Fund Type	Grant Year	Grant	Funded Amount	Drawn In Program Year	Drawn Thru Program Year
CDBG	EN	Pre-2015		\$89,644.82	\$0.00	\$0.00
		2013	B13UC340105		\$0.00	\$81,737.74
		2014	B14UC340105		\$0.00	\$7,907.08
Total	Total			\$89,644.82	\$0.00	\$89,644.82

Proposed Accomplishments

Actual Accomplishments

Number assisted:	Owner		Renter		Total		Person	
	Total	Hispanic	Total	Hispanic	Total	Hispanic	Total	Hispanic
White:					0	0		
Black/African American:					0	0		
Asian:					0	0		
American Indian/Alaskan Native:					0	0		
Native Hawaiian/Other Pacific Islander:					0	0		
American Indian/Alaskan Native & White:					0	0		
Asian White:					0	0		
Black/African American & White:					0	0		
American Indian/Alaskan Native & Black/African American:					0	0		
Other multi-racial:					0	0		
Asian/Pacific Islander:					0	0		
Hispanic:					0	0		
Total:	0	0	0	0	0	0	0	0



U.S. Department of Housing and Urban Development
Office of Community Planning and Development
Integrated Disbursement and Information System
CDBG Activity Summary Report (GPR) for Program Year 2016
MORRIS COUNTY

Date: 21-Sep-2017

Time: 10:38

Page: 4

Female-headed Households:

0

Income Category:

	Owner	Renter	Total	Person
Extremely Low			0	
Low Mod			0	
Moderate			0	
Non Low Moderate			0	
Total	0	0	0	0
Percent Low/Mod				

Annual Accomplishments

No data returned for this view. This might be because the applied filter excludes all data.



U.S. Department of Housing and Urban Development
Office of Community Planning and Development
Integrated Disbursement and Information System
CDBG Activity Summary Report (GPR) for Program Year 2016
MORRIS COUNTY

Date: 21-Sep-2017
Time: 10:38
Page: 5

PGM Year: 2014
Project: 0001 - Administration
IDIS Activity: 1236 - Administration
Status: Completed 7/28/2017 12:00:00 AM
Location: ,

Objective:
Outcome:
Matrix Code: General Program Administration (21A) **National Objective:**

Initial Funding Date: 08/26/2014

Description:

Ongoing program management and oversight

Financing

	Fund Type	Grant Year	Grant	Funded Amount	Drawn In Program Year	Drawn Thru Program Year
CDBG	EN	Pre-2015		\$314,270.72	\$0.00	\$0.00
		2013	B13UC340105		\$0.00	\$261,911.60
		2014	B14UC340105		\$4,458.27	\$52,359.12
Total	Total			\$314,270.72	\$4,458.27	\$314,270.72

Proposed Accomplishments

Actual Accomplishments

Number assisted:

	Owner		Renter		Total		Person	
	Total	Hispanic	Total	Hispanic	Total	Hispanic	Total	Hispanic
White:					0	0		
Black/African American:					0	0		
Asian:					0	0		
American Indian/Alaskan Native:					0	0		
Native Hawaiian/Other Pacific Islander:					0	0		
American Indian/Alaskan Native & White:					0	0		
Asian White:					0	0		
Black/African American & White:					0	0		
American Indian/Alaskan Native & Black/African American:					0	0		
Other multi-racial:					0	0		
Asian/Pacific Islander:					0	0		
Hispanic:					0	0		
Total:	0	0	0	0	0	0	0	0

Female-headed Households:

0



U.S. Department of Housing and Urban Development
Office of Community Planning and Development
Integrated Disbursement and Information System
CDBG Activity Summary Report (GPR) for Program Year 2016
MORRIS COUNTY

Date: 21-Sep-2017

Time: 10:38

Page: 6

Income Category:

	Owner	Renter	Total	Person
Extremely Low			0	
Low Mod			0	
Moderate			0	
Non Low Moderate			0	
Total	0	0	0	0
Percent Low/Mod				

Annual Accomplishments

No data returned for this view. This might be because the applied filter excludes all data.



U.S. Department of Housing and Urban Development
Office of Community Planning and Development
Integrated Disbursement and Information System
CDBG Activity Summary Report (GPR) for Program Year 2016
MORRIS COUNTY

Date: 21-Sep-2017
Time: 10:38
Page: 7

PGM Year: 2014
Project: 0002 - Rehabilitation - homeowner
IDIS Activity: 1237 - Housing rehabilitation program

Status: Open
Location: Address Suppressed

Objective: Create suitable living environments
Outcome: Affordability
Matrix Code: Rehab; Single-Unit Residential (14A) **National Objective:** LMH

Initial Funding Date: 08/26/2014

Description:

Single family owner occupied rehab program to assist owners with code-related repairs.
In Program Year 2015 12 households have been serviced.

Financing

	Fund Type	Grant Year	Grant	Funded Amount	Drawn In Program Year	Drawn Thru Program Year
CDBG	EN	Pre-2015		\$277,458.00	\$0.00	\$0.00
		2013	B13UC340105		\$0.00	\$108,646.00
		2014	B14UC340105		\$86,447.91	\$155,468.91
	PI			\$85,740.00	\$0.00	\$85,740.00
Total	Total			\$363,198.00	\$86,447.91	\$349,854.91

Proposed Accomplishments

Housing Units : 10

Actual Accomplishments

Number assisted:

	Owner		Renter		Total		Person	
	Total	Hispanic	Total	Hispanic	Total	Hispanic	Total	Hispanic
White:	25	4	0	0	25	4	0	0
Black/African American:	1	0	0	0	1	0	0	0
Asian:	0	0	0	0	0	0	0	0
American Indian/Alaskan Native:	0	0	0	0	0	0	0	0
Native Hawaiian/Other Pacific Islander:	0	0	0	0	0	0	0	0
American Indian/Alaskan Native & White:	0	0	0	0	0	0	0	0
Asian White:	0	0	0	0	0	0	0	0
Black/African American & White:	0	0	0	0	0	0	0	0
American Indian/Alaskan Native & Black/African American:	0	0	0	0	0	0	0	0
Other multi-racial:	1	0	0	0	1	0	0	0
Asian/Pacific Islander:	0	0	0	0	0	0	0	0
Hispanic:	0	0	0	0	0	0	0	0



U.S. Department of Housing and Urban Development
Office of Community Planning and Development
Integrated Disbursement and Information System
CDBG Activity Summary Report (GPR) for Program Year 2016
MORRIS COUNTY

Date: 21-Sep-2017
Time: 10:38
Page: 8

Total: 27 4 0 0 27 4 0 0

Female-headed Households: 8 0 8

Income Category:

	Owner	Renter	Total	Person
Extremely Low	9	0	9	0
Low Mod	11	0	11	0
Moderate	10	0	10	0
Non Low Moderate	0	0	0	0
Total	30	0	30	0
Percent Low/Mod	100.0%		100.0%	

Annual Accomplishments

Years	Accomplishment Narrative	# Benefitting
2014	Serving 27 households in Morris County	
2015	The Rehab Program has provided rehabilitation to 12 owner-occupied housing units	
2016	The Rehabilitation Program continues to serve low & low/mod income households in alleviating system failures.	



U.S. Department of Housing and Urban Development
Office of Community Planning and Development
Integrated Disbursement and Information System
CDBG Activity Summary Report (GPR) for Program Year 2016
MORRIS COUNTY

Date: 21-Sep-2017
Time: 10:38
Page: 9

PGM Year: 2014
Project: 0013 - Housing construction
IDIS Activity: 1239 - Madison Affordable Tabor Road site work

Status: Completed 6/22/2017 12:00:00 AM
Location: 260 Tabor Rd Morris Plains, NJ 07950-2613

Objective: Provide decent affordable housing
Outcome: Availability/accessibility
Matrix Code: Construction of Housing (12)

National Objective: LMH

Initial Funding Date: 03/24/2015

Description:

Phase I of development of new affordable rental housing will start with the site work in support of development of 56 units.
18 - one bedroom; 26 - two bedroom and 6 - three bedroom

Financing

	Fund Type	Grant Year	Grant	Funded Amount	Drawn In Program Year	Drawn Thru Program Year
CDBG	EN	Pre-2015		\$100,000.00	\$0.00	\$0.00
		2013	B13UC340105		\$0.00	\$25,000.00
		2014	B14UC340105		\$15,000.00	\$75,000.00
Total	Total			\$100,000.00	\$15,000.00	\$100,000.00

Proposed Accomplishments

Housing Units : 100

Actual Accomplishments

Number assisted:

	Owner		Renter		Total		Person	
	Total	Hispanic	Total	Hispanic	Total	Hispanic	Total	Hispanic
White:	0	0	28	9	28	9	0	0
Black/African American:	0	0	26	0	26	0	0	0
Asian:	0	0	0	0	0	0	0	0
American Indian/Alaskan Native:	0	0	0	0	0	0	0	0
Native Hawaiian/Other Pacific Islander:	0	0	0	0	0	0	0	0
American Indian/Alaskan Native & White:	0	0	0	0	0	0	0	0
Asian White:	0	0	0	0	0	0	0	0
Black/African American & White:	0	0	0	0	0	0	0	0
American Indian/Alaskan Native & Black/African American:	0	0	0	0	0	0	0	0
Other multi-racial:	0	0	2	0	2	0	0	0
Asian/Pacific Islander:	0	0	0	0	0	0	0	0
Hispanic:	0	0	0	0	0	0	0	0
Total:	0	0	56	9	56	9	0	0



U.S. Department of Housing and Urban Development
Office of Community Planning and Development
Integrated Disbursement and Information System
CDBG Activity Summary Report (GPR) for Program Year 2016
MORRIS COUNTY

Date: 21-Sep-2017
Time: 10:38
Page: 10

Female-headed Households: 0 0 0

Income Category:

	Owner	Renter	Total	Person
Extremely Low	0	13	13	0
Low Mod	0	20	20	0
Moderate	0	23	23	0
Non Low Moderate	0	0	0	0
Total	0	56	56	0
Percent Low/Mod		100.0%	100.0%	

Annual Accomplishments

Years	Accomplishment Narrative	# Benefitting
2014	The pre-construction site work has begun. 25% completed.	
2015	The project, Davenport Village is progressing and is approximately 65% completed.	
2016	Project is completed. Connected to the PY 2015 activity for the same project.	



U.S. Department of Housing and Urban Development
Office of Community Planning and Development
Integrated Disbursement and Information System
CDBG Activity Summary Report (GPR) for Program Year 2016
MORRIS COUNTY

Date: 21-Sep-2017
Time: 10:38
Page: 11

PGM Year: 2014
Project: 0004 - Public Facilities - Senior Centers
IDIS Activity: 1242 - Washington Twp. Senior Center

Status: Completed 3/8/2017 12:00:00 AM
Location: 34 E Springtown Rd Long Valley, NJ 07853-3340

Objective: Create suitable living environments
Outcome: Sustainability
Matrix Code: Senior Centers (03A) **National Objective:** LMC

Initial Funding Date: 02/09/2015

Description:

Purchase and installation of an emergency generator so that the Center can be used as a warmingcooling shelter for seniors in the event of an emergency.

Financing

	Fund Type	Grant Year	Grant	Funded Amount	Drawn In Program Year	Drawn Thru Program Year
CDBG	EN	Pre-2015		\$47,197.91	\$0.00	\$0.00
		2014	B14UC340105		\$47,197.91	\$47,197.91
Total	Total			\$47,197.91	\$47,197.91	\$47,197.91

Proposed Accomplishments

Public Facilities : 1

Actual Accomplishments

Number assisted:

	Owner		Renter		Total		Person	
	Total	Hispanic	Total	Hispanic	Total	Hispanic	Total	Hispanic
White:	0	0	0	0	0	0	974	0
Black/African American:	0	0	0	0	0	0	4	0
Asian:	0	0	0	0	0	0	10	0
American Indian/Alaskan Native:	0	0	0	0	0	0	0	0
Native Hawaiian/Other Pacific Islander:	0	0	0	0	0	0	0	0
American Indian/Alaskan Native & White:	0	0	0	0	0	0	0	0
Asian White:	0	0	0	0	0	0	0	0
Black/African American & White:	0	0	0	0	0	0	0	0
American Indian/Alaskan Native & Black/African American:	0	0	0	0	0	0	0	0
Other multi-racial:	0	0	0	0	0	0	0	0
Asian/Pacific Islander:	0	0	0	0	0	0	0	0
Hispanic:	0	0	0	0	0	0	0	0
Total:	0	0	0	0	0	0	988	0

Female-headed Households:

0 0 0



U.S. Department of Housing and Urban Development
Office of Community Planning and Development
Integrated Disbursement and Information System
CDBG Activity Summary Report (GPR) for Program Year 2016
MORRIS COUNTY

Date: 21-Sep-2017
Time: 10:38
Page: 12

Income Category:

	Owner	Renter	Total	Person
Extremely Low	0	0	0	0
Low Mod	0	0	0	0
Moderate	0	0	0	988
Non Low Moderate	0	0	0	0
Total	0	0	0	988
Percent Low/Mod				100.0%

Annual Accomplishments

Years	Accomplishment Narrative	# Benefitting
2014	Project stalled due to the specific manufacture of the generator and the time involved.	
2015	Project is now underway, 95% completed, awaiting draw down.	
2016	The improvements to the senior center greatly improved the facility and it's continued service to the senior citizens of Washington Township.	



U.S. Department of Housing and Urban Development
Office of Community Planning and Development
Integrated Disbursement and Information System
CDBG Activity Summary Report (GPR) for Program Year 2016
MORRIS COUNTY

Date: 21-Sep-2017
Time: 10:38
Page: 13

PGM Year: 2014
Project: 0005 - Community Facilities that serve persons who are homeless
IDIS Activity: 1244 - Bethel AME Church

Status: Completed 5/19/2017 12:00:00 AM
Location: 50 Spring St Morristown, NJ 07960-7112

Objective: Create suitable living environments
Outcome: Sustainability
Matrix Code: Neighborhood Facilities (03E) **National Objective:** LMC

Initial Funding Date: 02/09/2015

Description:

Replacement of windows with energy-efficient double pane glass.

Financing

	Fund Type	Grant Year	Grant	Funded Amount	Drawn In Program Year	Drawn Thru Program Year
CDBG	EN	Pre-2015		\$76,872.00	\$0.00	\$0.00
		2014	B14UC340105		\$1,922.00	\$76,872.00
Total	Total			\$76,872.00	\$1,922.00	\$76,872.00

Proposed Accomplishments

Public Facilities : 1

Actual Accomplishments

Number assisted:

	Owner		Renter		Total		Person	
	Total	Hispanic	Total	Hispanic	Total	Hispanic	Total	Hispanic
White:	0	0	0	0	0	0	24	6
Black/African American:	0	0	0	0	0	0	36	3
Asian:	0	0	0	0	0	0	3	0
American Indian/Alaskan Native:	0	0	0	0	0	0	0	0
Native Hawaiian/Other Pacific Islander:	0	0	0	0	0	0	0	0
American Indian/Alaskan Native & White:	0	0	0	0	0	0	0	0
Asian White:	0	0	0	0	0	0	2	0
Black/African American & White:	0	0	0	0	0	0	5	0
American Indian/Alaskan Native & Black/African American:	0	0	0	0	0	0	1	0
Other multi-racial:	0	0	0	0	0	0	0	0
Asian/Pacific Islander:	0	0	0	0	0	0	0	0
Hispanic:	0	0	0	0	0	0	0	0
Total:	0	0	0	0	0	0	71	9
Female-headed Households:	0		0		0			



U.S. Department of Housing and Urban Development
Office of Community Planning and Development
Integrated Disbursement and Information System
CDBG Activity Summary Report (GPR) for Program Year 2016
MORRIS COUNTY

Date: 21-Sep-2017
Time: 10:38
Page: 14

Income Category:

	Owner	Renter	Total	Person
Extremely Low	0	0	0	71
Low Mod	0	0	0	0
Moderate	0	0	0	0
Non Low Moderate	0	0	0	0
Total	0	0	0	71
Percent Low/Mod				100.0%

Annual Accomplishments

Years	Accomplishment Narrative	# Benefitting
2014	Delays in bidding process. Had to re-bid due to high estimates. Work to begin within 60 days. Accomplishments to be recorded in PY2016	
2015	Work is 95% completed, should be completed within 45 days. Accomplishments to be recorded I PY 2016	
2016	Project is completed. The soup kitchen continues to serve a very needy population in Morristown.	



U.S. Department of Housing and Urban Development
Office of Community Planning and Development
Integrated Disbursement and Information System
CDBG Activity Summary Report (GPR) for Program Year 2016
MORRIS COUNTY

Date: 21-Sep-2017
Time: 10:38
Page: 15

PGM Year: 2014
Project: 0003 - Public Facilities - General
IDIS Activity: 1245 - Rockaway Borough - Community Center

Status: Completed 6/22/2017 12:00:00 AM
Location: 25 Union St Rockaway, NJ 07866-3023

Objective: Create suitable living environments
Outcome: Sustainability
Matrix Code: Neighborhood Facilities (03E)

National Objective: LMC

Initial Funding Date: 02/09/2015

Description:

Generator installation, construction of an ADA compliant ramp, insulation, siding and roofing and upgrades to electrical system.
The facility is used as a warming center for elderly and homeless as needed as well as a community center.

Financing

	Fund Type	Grant Year	Grant	Funded Amount	Drawn In Program Year	Drawn Thru Program Year
CDBG	EN	Pre-2015		\$80,000.00	\$0.00	\$0.00
		2014	B14UC340105		\$80,000.00	\$80,000.00
Total	Total			\$80,000.00	\$80,000.00	\$80,000.00

Proposed Accomplishments

Public Facilities : 1

Actual Accomplishments

Number assisted:

	Owner		Renter		Total		Person	
	Total	Hispanic	Total	Hispanic	Total	Hispanic	Total	Hispanic
White:	0	0	0	0	0	0	159	5
Black/African American:	0	0	0	0	0	0	0	0
Asian:	0	0	0	0	0	0	3	0
American Indian/Alaskan Native:	0	0	0	0	0	0	0	0
Native Hawaiian/Other Pacific Islander:	0	0	0	0	0	0	0	0
American Indian/Alaskan Native & White:	0	0	0	0	0	0	0	0
Asian White:	0	0	0	0	0	0	0	0
Black/African American & White:	0	0	0	0	0	0	0	0
American Indian/Alaskan Native & Black/African American:	0	0	0	0	0	0	0	0
Other multi-racial:	0	0	0	0	0	0	2	0
Asian/Pacific Islander:	0	0	0	0	0	0	0	0
Hispanic:	0	0	0	0	0	0	0	0
Total:	0	0	0	0	0	0	164	5



U.S. Department of Housing and Urban Development
Office of Community Planning and Development
Integrated Disbursement and Information System
CDBG Activity Summary Report (GPR) for Program Year 2016
MORRIS COUNTY

Date: 21-Sep-2017
Time: 10:38
Page: 16

Female-headed Households:

0 0 0

Income Category:

	Owner	Renter	Total	Person
Extremely Low	0	0	0	0
Low Mod	0	0	0	0
Moderate	0	0	0	164
Non Low Moderate	0	0	0	0
Total	0	0	0	164
Percent Low/Mod				100.0%

Annual Accomplishments

Years	Accomplishment Narrative	# Benefitting
2014	Delay in securing approval from Historic Preservation. Grant agreement has now been sent out. Work to begin shortly.	
2015	Pre-construction meeting was held and Construction has begun. All accomplishments will be stated in PY 2016	
2016	Project is completed awaiting final voucher & close out information.	



U.S. Department of Housing and Urban Development
Office of Community Planning and Development
Integrated Disbursement and Information System
CDBG Activity Summary Report (GPR) for Program Year 2016
MORRIS COUNTY

Date: 21-Sep-2017
Time: 10:38
Page: 17

PGM Year:	2014		
Project:	0005 - Community Facilities that serve persons who are homeless		
IDIS Activity:	1246 - St. John's Church Soup kitchen		
Status:	Completed 5/22/2017 12:00:00 AM	Objective:	Create suitable living environments
Location:	226 Cornelia St Boonton, NJ 07005-1712	Outcome:	Sustainability
		Matrix Code:	Neighborhood Facilities (03E)
		National Objective:	LMC

Initial Funding Date: 02/09/2015

Description:

Upgrade kitchen facility to correct code violations include fire suppression system, ventilation and dilapidated equipment.
Redesign food prep area.
St.
Johns' provides meals to low income and homeless persons.

Financing

	Fund Type	Grant Year	Grant	Funded Amount	Drawn In Program Year	Drawn Thru Program Year
CDBG	EN	Pre-2015		\$48,209.20	\$0.00	\$0.00
		2014	B14UC340105		\$8,990.00	\$48,209.20
Total	Total			\$48,209.20	\$8,990.00	\$48,209.20

Proposed Accomplishments

Public Facilities : 1

Actual Accomplishments

Number assisted:

	Owner		Renter		Total		Person	
	Total	Hispanic	Total	Hispanic	Total	Hispanic	Total	Hispanic
White:	0	0	0	0	0	0	53	18
Black/African American:	0	0	0	0	0	0	11	0
Asian:	0	0	0	0	0	0	0	0
American Indian/Alaskan Native:	0	0	0	0	0	0	0	0
Native Hawaiian/Other Pacific Islander:	0	0	0	0	0	0	0	0
American Indian/Alaskan Native & White:	0	0	0	0	0	0	0	0
Asian White:	0	0	0	0	0	0	0	0
Black/African American & White:	0	0	0	0	0	0	0	0
American Indian/Alaskan Native & Black/African American:	0	0	0	0	0	0	0	0
Other multi-racial:	0	0	0	0	0	0	0	0
Asian/Pacific Islander:	0	0	0	0	0	0	0	0
Hispanic:	0	0	0	0	0	0	0	0



U.S. Department of Housing and Urban Development
 Office of Community Planning and Development
 Integrated Disbursement and Information System
 CDBG Activity Summary Report (GPR) for Program Year 2016
 MORRIS COUNTY

Date: 21-Sep-2017
 Time: 10:38
 Page: 18

Total: 0 0 0 0 0 0 64 18

Female-headed Households: 0 0 0 0

Income Category:

	Owner	Renter	Total	Person
Extremely Low	0	0	0	60
Low Mod	0	0	0	4
Moderate	0	0	0	0
Non Low Moderate	0	0	0	0
Total	0	0	0	64
Percent Low/Mod				100.0%

Annual Accomplishments

Years	Accomplishment Narrative	# Benefitting
2014	Work in progress. Awaiting first voucher.	
2015	Work is nearing completion. Approx. 85% completed.	
2016	Project completed. The church continues to serve the needy population through the soup kitchen.	



U.S. Department of Housing and Urban Development
Office of Community Planning and Development
Integrated Disbursement and Information System
CDBG Activity Summary Report (GPR) for Program Year 2016
MORRIS COUNTY

Date: 21-Sep-2017
Time: 10:38
Page: 19

PGM Year:	2014				
Project:	0004 - Public Facilities - Senior Centers				
IDIS Activity:	1247 - Roxbury Senior Center				
Status:	Completed 9/18/2017 12:00:00 AM	Objective:	Create suitable living environments		
Location:	72 Eyland Ave Succasunna, NJ 07876-1622	Outcome:	Sustainability		
		Matrix Code:	Neighborhood Facilities (03E)	National Objective:	LMC

Initial Funding Date: 03/24/2015

Description:

Senior Center Improvementsupgrades to include entrance door, ADA bathrooms, entranceway roof, sheetrock, add storage, and kitchen upgrades.
The kitchen upgrades will include flooring, walls, stove replacement and reconfigure sink area.

Financing

	Fund Type	Grant Year	Grant	Funded Amount	Drawn In Program Year	Drawn Thru Program Year
CDBG	EN	Pre-2015		\$69,500.00	\$0.00	\$0.00
		2014	B14UC340105		\$69,500.00	\$69,500.00
Total	Total			\$69,500.00	\$69,500.00	\$69,500.00

Proposed Accomplishments

Public Facilities : 1

Actual Accomplishments

Number assisted:

	Owner		Renter		Total		Person	
	Total	Hispanic	Total	Hispanic	Total	Hispanic	Total	Hispanic
White:	0	0	0	0	0	0	41	4
Black/African American:	0	0	0	0	0	0	2	0
Asian:	0	0	0	0	0	0	0	0
American Indian/Alaskan Native:	0	0	0	0	0	0	0	0
Native Hawaiian/Other Pacific Islander:	0	0	0	0	0	0	0	0
American Indian/Alaskan Native & White:	0	0	0	0	0	0	0	0
Asian White:	0	0	0	0	0	0	0	0
Black/African American & White:	0	0	0	0	0	0	0	0
American Indian/Alaskan Native & Black/African American:	0	0	0	0	0	0	0	0
Other multi-racial:	0	0	0	0	0	0	0	0
Asian/Pacific Islander:	0	0	0	0	0	0	0	0
Hispanic:	0	0	0	0	0	0	0	0
Total:	0	0	0	0	0	0	43	4



U.S. Department of Housing and Urban Development
Office of Community Planning and Development
Integrated Disbursement and Information System
CDBG Activity Summary Report (GPR) for Program Year 2016
MORRIS COUNTY

Date: 21-Sep-2017
Time: 10:38
Page: 20

Female-headed Households:

0 0 0

Income Category:

	Owner	Renter	Total	Person
Extremely Low	0	0	0	0
Low Mod	0	0	0	0
Moderate	0	0	0	43
Non Low Moderate	0	0	0	0
Total	0	0	0	43
Percent Low/Mod				100.0%

Annual Accomplishments

Years	Accomplishment Narrative	# Benefitting
2014	Delay in bidding process. Grant agreement has just gone out. Work will begin within 30 days.	
2015	Changes in plans & specifications resulted in unforeseen delays. Architectural bidding has been completed. Awaiting plans & specs now from the architect so to go out to bid. an extension was requested and approved.	
2016	The improvements to the senior center have greatly improved the center as it continues to serve the senior citizens of Roxbury Township.	



U.S. Department of Housing and Urban Development
Office of Community Planning and Development
Integrated Disbursement and Information System
CDBG Activity Summary Report (GPR) for Program Year 2016
MORRIS COUNTY

Date: 21-Sep-2017
Time: 10:38
Page: 21

PGM Year: 2014
Project: 0006 - water/sewer improvements
IDIS Activity: 1249 - Netcong WaterMain Replacement

Status: Completed 7/28/2016 12:00:00 AM
Location: 23 Maple Ave Netcong, NJ 07857-1105

Objective: Create suitable living environments
Outcome: Sustainability
Matrix Code: Water/Sewer Improvements (03J)

National Objective: LMA

Initial Funding Date: 12/23/2014

Description:

Replacement of watermain on Church Street including 44 individual sewer connections with meters, street restoration

Financing

	Fund Type	Grant Year	Grant	Funded Amount	Drawn In Program Year	Drawn Thru Program Year
CDBG	EN	Pre-2015		\$80,000.00	\$0.00	\$0.00
		2014	B14UC340105		\$64,000.00	\$80,000.00
Total	Total			\$80,000.00	\$64,000.00	\$80,000.00

Proposed Accomplishments

People (General) : 2,135

Total Population in Service Area: 2,135

Census Tract Percent Low / Mod: 30.68

Annual Accomplishments

Years	Accomplishment Narrative	# Benefitting
2014	Project has been bid out & a contractor chosen. Work to begin 7/20/2015	
2015	Project is moving along and was completed 5/3/2016. Awaiting final voucher & closeout. The upgrade, through the water main replacement will benefit the town greatly. The invoicing for FY 2015 was delayed and will be shown in FY 2016 reports. The project is completed and closed. This has been a major improvement in the water system for the Borough of Netcong.	
2016	The replacement of the faulty water main has improved service to the people in the immediate area.	



U.S. Department of Housing and Urban Development
Office of Community Planning and Development
Integrated Disbursement and Information System
CDBG Activity Summary Report (GPR) for Program Year 2016
MORRIS COUNTY

Date: 21-Sep-2017
Time: 10:38
Page: 22

PGM Year: 2014

Project: 0018 - Health Center Restoration

IDIS Activity: 1267 - Health Center Restoration

Status: Completed 5/15/2017 12:00:00 AM

Location: 65 Mount Hope Rd Rockaway, NJ 07866-1634

Objective: Create suitable living environments

Outcome: Availability/accessibility

Matrix Code: Health Facilities (03P)

National Objective: LMC

Initial Funding Date: 03/24/2015

Description:

Repairreplace water damaged, deteriorated walls, ceilings floors of lobby, two examination rooms, two bathrooms, Kitchen and offices.
Sheetrock, painting vinyl flooring and counter tops.
Repairreplace heating & cooling system.

Financing

	Fund Type	Grant Year	Grant	Funded Amount	Drawn In Program Year	Drawn Thru Program Year
CDBG	EN	Pre-2015		\$79,340.00	\$0.00	\$0.00
		2014	B14UC340105		\$79,340.00	\$79,340.00
Total	Total			\$79,340.00	\$79,340.00	\$79,340.00

Proposed Accomplishments

Public Facilities : 10,369

Actual Accomplishments

Number assisted:

	Owner		Renter		Total		Person	
	Total	Hispanic	Total	Hispanic	Total	Hispanic	Total	Hispanic
White:	0	0	0	0	0	0	68	0
Black/African American:	0	0	0	0	0	0	2	0
Asian:	0	0	0	0	0	0	2	0
American Indian/Alaskan Native:	0	0	0	0	0	0	0	0
Native Hawaiian/Other Pacific Islander:	0	0	0	0	0	0	0	0
American Indian/Alaskan Native & White:	0	0	0	0	0	0	0	0
Asian White:	0	0	0	0	0	0	0	0
Black/African American & White:	0	0	0	0	0	0	9	0
American Indian/Alaskan Native & Black/African American:	0	0	0	0	0	0	0	0
Other multi-racial:	0	0	0	0	0	0	39	0
Asian/Pacific Islander:	0	0	0	0	0	0	0	0
Hispanic:	0	0	0	0	0	0	0	0
Total:	0	0	0	0	0	0	120	0



U.S. Department of Housing and Urban Development
Office of Community Planning and Development
Integrated Disbursement and Information System
CDBG Activity Summary Report (GPR) for Program Year 2016
MORRIS COUNTY

Date: 21-Sep-2017
Time: 10:38
Page: 23

Female-headed Households: 0 0 0

Income Category:

	Owner	Renter	Total	Person
Extremely Low	0	0	0	57
Low Mod	0	0	0	43
Moderate	0	0	0	20
Non Low Moderate	0	0	0	0
Total	0	0	0	120
Percent Low/Mod				100.0%

Annual Accomplishments

Years	Accomplishment Narrative	# Benefitting
2014	There were numerous delays with the Dept.of Historic Preservation. Just received their approval. Grant Agreement sent out. Bid process to begin shortly. Accomplishments will be recorded in PY 2016.	
2015	Bid requests closed on 7/28/16. a contractor shall be chosen very soon. Accomplishments will be recorded in PY 2016.	
2016	Projects is now completed. The Health Center received a much needed renovation for better service to the community.	



U.S. Department of Housing and Urban Development
Office of Community Planning and Development
Integrated Disbursement and Information System
CDBG Activity Summary Report (GPR) for Program Year 2016
MORRIS COUNTY

Date: 21-Sep-2017
Time: 10:38
Page: 24

PGM Year: 2015
Project: 0002 - Public Facilities
IDIS Activity: 1273 - Twp. of Randolph Community Center

Status: Completed 6/28/2017 12:00:00 AM
Location: 103 Carrell Rd Randolph, NJ 07869-2963

Objective: Create suitable living environments
Outcome: Availability/accessibility
Matrix Code: Neighborhood Facilities (03E)

National Objective: LMC

Initial Funding Date: 11/18/2015

Description:

Community Center ADA improvements will make the facility accessible to persons with disabilities

Financing

	Fund Type	Grant Year	Grant	Funded Amount	Drawn In Program Year	Drawn Thru Program Year
CDBG	EN	2015	B15UC340105	\$80,000.00	\$80,000.00	\$80,000.00
Total	Total			\$80,000.00	\$80,000.00	\$80,000.00

Proposed Accomplishments

Public Facilities : 1

Actual Accomplishments

Number assisted:

	Owner		Renter		Total		Person	
	Total	Hispanic	Total	Hispanic	Total	Hispanic	Total	Hispanic
White:	0	0	0	0	0	0	7	1
Black/African American:	0	0	0	0	0	0	0	0
Asian:	0	0	0	0	0	0	0	0
American Indian/Alaskan Native:	0	0	0	0	0	0	0	0
Native Hawaiian/Other Pacific Islander:	0	0	0	0	0	0	0	0
American Indian/Alaskan Native & White:	0	0	0	0	0	0	0	0
Asian White:	0	0	0	0	0	0	0	0
Black/African American & White:	0	0	0	0	0	0	0	0
American Indian/Alaskan Native & Black/African American:	0	0	0	0	0	0	0	0
Other multi-racial:	0	0	0	0	0	0	0	0
Asian/Pacific Islander:	0	0	0	0	0	0	0	0
Hispanic:	0	0	0	0	0	0	0	0
Total:	0	0	0	0	0	0	7	1
Female-headed Households:	0		0		0			



U.S. Department of Housing and Urban Development
Office of Community Planning and Development
Integrated Disbursement and Information System
CDBG Activity Summary Report (GPR) for Program Year 2016
MORRIS COUNTY

Date: 21-Sep-2017
Time: 10:38
Page: 25

Income Category:

	Owner	Renter	Total	Person
Extremely Low	0	0	0	0
Low Mod	0	0	0	7
Moderate	0	0	0	0
Non Low Moderate	0	0	0	0
Total	0	0	0	7
Percent Low/Mod				100.0%

Annual Accomplishments

Years	Accomplishment Narrative	# Benefitting
2015	Several delays in the bidding procedure had stalled the project. The project is going out to bid within 30 days & work will begin shortly thereafter. All beneficiary data will be recorded in PY 2016.	
2016	The upgrades to the Community Center has helped improve the level of service & accessibility.	



U.S. Department of Housing and Urban Development
Office of Community Planning and Development
Integrated Disbursement and Information System
CDBG Activity Summary Report (GPR) for Program Year 2016
MORRIS COUNTY

Date: 21-Sep-2017

Time: 10:38

Page: 26

PGM Year: 2015
Project: 0003 - Facilities for Persons with Special Needs
IDIS Activity: 1274 - Daytop

Status: Completed 6/28/2017 12:00:00 AM
Location: 80 W Main St Mendham, NJ 07945-1257

Objective: Create suitable living environments

Outcome: Availability/accessibility

Matrix Code: Handicapped Centers (03B)

National Objective: LMC

Initial Funding Date: 11/18/2015

Description:

Lavatory improvements at Daytop.

Financing

	Fund Type	Grant Year	Grant	Funded Amount	Drawn In Program Year	Drawn Thru Program Year
CDBG	EN	2015	B15UC340105	\$80,000.00	\$80,000.00	\$80,000.00
Total	Total			\$80,000.00	\$80,000.00	\$80,000.00

Proposed Accomplishments

Public Facilities : 1

Actual Accomplishments

Number assisted:

	Owner		Renter		Total		Person	
	Total	Hispanic	Total	Hispanic	Total	Hispanic	Total	Hispanic
White:	0	0	0	0	0	0	96	0
Black/African American:	0	0	0	0	0	0	43	0
Asian:	0	0	0	0	0	0	2	0
American Indian/Alaskan Native:	0	0	0	0	0	0	0	0
Native Hawaiian/Other Pacific Islander:	0	0	0	0	0	0	0	0
American Indian/Alaskan Native & White:	0	0	0	0	0	0	0	0
Asian White:	0	0	0	0	0	0	0	0
Black/African American & White:	0	0	0	0	0	0	7	0
American Indian/Alaskan Native & Black/African American:	0	0	0	0	0	0	0	0
Other multi-racial:	0	0	0	0	0	0	79	73
Asian/Pacific Islander:	0	0	0	0	0	0	0	0
Hispanic:	0	0	0	0	0	0	0	0
Total:	0	0	0	0	0	0	227	73
Female-headed Households:	0		0		0			



U.S. Department of Housing and Urban Development
Office of Community Planning and Development
Integrated Disbursement and Information System
CDBG Activity Summary Report (GPR) for Program Year 2016
MORRIS COUNTY

Date: 21-Sep-2017

Time: 10:38

Page: 27

Income Category:

	Owner	Renter	Total	Person
Extremely Low	0	0	0	227
Low Mod	0	0	0	0
Moderate	0	0	0	0
Non Low Moderate	0	0	0	0
Total	0	0	0	227
Percent Low/Mod				100.0%

Annual Accomplishments

Years	Accomplishment Narrative	# Benefitting
2015	A historic preservation approval expended a considerable amount of time supplying all requested documentation. The project is now moving forward.	
2016	The upgraded restrooms have improved accessibility and functional use. A great improvement to the facility.	



U.S. Department of Housing and Urban Development
Office of Community Planning and Development
Integrated Disbursement and Information System
CDBG Activity Summary Report (GPR) for Program Year 2016
MORRIS COUNTY

Date: 21-Sep-2017
Time: 10:38
Page: 28

PGM Year: 2015
Project: 0002 - Public Facilities
IDIS Activity: 1275 - Rockaway Library Restoration

Status: Open
Location: 82 E Main St Rockaway, NJ 07866-3518

Objective: Create suitable living environments
Outcome: Availability/accessibility
Matrix Code: Neighborhood Facilities (03E)

National Objective: LMA

Initial Funding Date: 12/17/2015

Description:

Exterior repair & restoration of the Rockaway Borough Library to include replace portions of roof, exterior wall structure, repair siding, windows, doors and repair porch.
repair of former "milk room"

Financing

	Fund Type	Grant Year	Grant	Funded Amount	Drawn In Program Year	Drawn Thru Program Year
CDBG	EN	2015	B15UC340105	\$74,485.00	\$0.00	\$0.00
Total	Total			\$74,485.00	\$0.00	\$0.00

Proposed Accomplishments

Public Facilities : 1
Total Population in Service Area: 6,455
Census Tract Percent Low / Mod: 28.51

Annual Accomplishments

Years	Accomplishment Narrative	# Benefitting
2015	Extensive delays awaiting approvals from historic preservation	
2016	There were numerous delays awaiting approvals from the state of NJ regarding improvements to historic properties. The project is now ongoing.	



U.S. Department of Housing and Urban Development
Office of Community Planning and Development
Integrated Disbursement and Information System
CDBG Activity Summary Report (GPR) for Program Year 2016
MORRIS COUNTY

Date: 21-Sep-2017
Time: 10:38
Page: 29

PGM Year:	2015				
Project:	0003 - Facilities for Persons with Special Needs				
IDIS Activity:	1276 - Special Homes of NJ				
Status:	Open	Objective:	Create suitable living environments		
Location:	695 Boonton Ave Boonton, NJ 07005-1601	Outcome:	Availability/accessibility		
		Matrix Code:	Handicapped Centers (03B)	National Objective:	LMC

Initial Funding Date: 11/18/2015

Description:

Group Home renovations to three residences including additional bedroom, bathrooms, flooring & wheelchair ramp accessibility for ADA compliance. 695 Boonton Avenue, Boonton, 203 Hillside Avenue, Boonton & 257 Mission Road, Washington Township.

Financing

	Fund Type	Grant Year	Grant	Funded Amount	Drawn In Program Year	Drawn Thru Program Year
CDBG	EN	2015	B15UC340105	\$50,400.00	\$7,200.00	\$7,200.00
Total	Total			\$50,400.00	\$7,200.00	\$7,200.00

Proposed Accomplishments

Public Facilities : 1

Actual Accomplishments

Number assisted:

	Owner		Renter		Total		Person	
	Total	Hispanic	Total	Hispanic	Total	Hispanic	Total	Hispanic
White:	0	0	0	0	0	0		0
Black/African American:	0	0	0	0	0	0	0	0
Asian:	0	0	0	0	0	0	0	0
American Indian/Alaskan Native:	0	0	0	0	0	0	0	0
Native Hawaiian/Other Pacific Islander:	0	0	0	0	0	0	0	0
American Indian/Alaskan Native & White:	0	0	0	0	0	0	0	0
Asian White:	0	0	0	0	0	0	0	0
Black/African American & White:	0	0	0	0	0	0	0	0
American Indian/Alaskan Native & Black/African American:	0	0	0	0	0	0	0	0
Other multi-racial:	0	0	0	0	0	0	0	0
Asian/Pacific Islander:	0	0	0	0	0	0	0	0
Hispanic:	0	0	0	0	0	0	0	0
Total:	0	0	0	0	0	0	0	0
Female-headed Households:	0		0		0			



U.S. Department of Housing and Urban Development
Office of Community Planning and Development
Integrated Disbursement and Information System
CDBG Activity Summary Report (GPR) for Program Year 2016
MORRIS COUNTY

Date: 21-Sep-2017

Time: 10:38

Page: 30

Income Category:

	Owner	Renter	Total	Person
Extremely Low	0	0	0	0
Low Mod	0	0	0	0
Moderate	0	0	0	0
Non Low Moderate	0	0	0	0
Total	0	0	0	0
Percent Low/Mod				

Annual Accomplishments

Years	Accomplishment Narrative	# Benefitting
2015	Delay caused by additional funding bid & spec package to be bid within 30 days..	
2016	These improvements to the various group homes have been a tremendous help to the people that are residing in them. Better accessibility & ADA compliance.	



U.S. Department of Housing and Urban Development
Office of Community Planning and Development
Integrated Disbursement and Information System
CDBG Activity Summary Report (GPR) for Program Year 2016
MORRIS COUNTY

Date: 21-Sep-2017
Time: 10:38
Page: 31

PGM Year: 2015
Project: 0004 - Parks and Recreation
IDIS Activity: 1277 - Town of Morristown-Gramby Park

Status: Completed 3/1/2017 12:00:00 AM
Location: 28 Lincoln St Morristown, NJ 07960-4072

Objective: Create suitable living environments
Outcome: Availability/accessibility
Matrix Code: Parks, Recreational Facilities (03F)

National Objective: LMA

Initial Funding Date: 11/18/2015

Description:
Demolition of existing play structure, moving the playground to a more accessible location within Gramby Park and the installation of new furnishings & equipment.

Financing

	Fund Type	Grant Year	Grant	Funded Amount	Drawn In Program Year	Drawn Thru Program Year
CDBG	EN	2015	B15UC340105	\$17,470.00	\$17,470.00	\$17,470.00
Total	Total			\$17,470.00	\$17,470.00	\$17,470.00

Proposed Accomplishments

Public Facilities : 1
Total Population in Service Area: 16,345
Census Tract Percent Low / Mod: 45.82

Annual Accomplishments

Years	Accomplishment Narrative	# Benefitting
2015	The project has begun, expect to complete 45 days.	
2016	The project has been completed. The people of the area now have an upgraded park to utilize.	



U.S. Department of Housing and Urban Development
Office of Community Planning and Development
Integrated Disbursement and Information System
CDBG Activity Summary Report (GPR) for Program Year 2016
MORRIS COUNTY

Date: 21-Sep-2017
Time: 10:38
Page: 32

PGM Year:	2015				
Project:	0005 - Water/Sewer Improvements				
IDIS Activity:	1279 - Lincoln Park Main Street Water Main Repl				
Status:	Open	Objective:	Create suitable living environments		
Location:	51 Main St Lincoln Park, NJ 07035-1633	Outcome:	Sustainability		
		Matrix Code:	Water/Sewer Improvements (03J)	National Objective:	LMA

Initial Funding Date: 11/18/2015

Description:

Replacement of 450' of 8" water main including 3 hydrants and 8 water services on Main Street from Clover Lane to Maturan Avenue.

Financing

	Fund Type	Grant Year	Grant	Funded Amount	Drawn In Program Year	Drawn Thru Program Year
CDBG	EN	2015	B15UC340105	\$80,000.00	\$72,000.00	\$72,000.00
Total	Total			\$80,000.00	\$72,000.00	\$72,000.00

Proposed Accomplishments

People (General) : 1

Total Population in Service Area: 1,705

Census Tract Percent Low / Mod: 28.74

Annual Accomplishments

Years	Accomplishment Narrative	# Benefitting
2015	an extension was requested & granted.	
2016	The project is now ongoing & 90% completed. This is Phase 1 of the 2 Phase project to be completed. There remains 10% until completion of project.	



U.S. Department of Housing and Urban Development
Office of Community Planning and Development
Integrated Disbursement and Information System
CDBG Activity Summary Report (GPR) for Program Year 2016
MORRIS COUNTY

Date: 21-Sep-2017
Time: 10:38
Page: 33

PGM Year: 2015
Project: 0005 - Water/Sewer Improvements
IDIS Activity: 1281 - Netcong-Railroad Ave. Water Main Replacement

Status: Open
Location: 23 Maple Ave Netcong, NJ 07857-1105

Objective: Create suitable living environments
Outcome: Sustainability
Matrix Code: Water/Sewer Improvements (03J)

National Objective: LMA

Initial Funding Date: 11/18/2015

Description:

Replacement of 670' of water main on Railroad Avenue from Union Street to Marc Court.

Financing

	Fund Type	Grant Year	Grant	Funded Amount	Drawn In Program Year	Drawn Thru Program Year
CDBG	EN	2015	B15UC340105	\$80,000.00	\$0.00	\$0.00
Total	Total			\$80,000.00	\$0.00	\$0.00

Proposed Accomplishments

People (General) : 1

Total Population in Service Area: 3,250

Census Tract Percent Low / Mod: 33.38

Annual Accomplishments

Years	Accomplishment Narrative	# Benefitting
2015	Awaiting bid & spec package	
2016	There have been delays regarding the bidding process, higher prices than anticipated. Going out to re-bid.	



U.S. Department of Housing and Urban Development
Office of Community Planning and Development
Integrated Disbursement and Information System
CDBG Activity Summary Report (GPR) for Program Year 2016
MORRIS COUNTY

Date: 21-Sep-2017
Time: 10:38
Page: 34

PGM Year: 2015
Project: 0005 - Water/Sewer Improvements
IDIS Activity: 1282 - Wharton Water Main Improvement-Church St. Phase I

Status: Completed 12/28/2016 12:00:00 AM
Location: 20 Church St Wharton, NJ 07885-2174

Objective: Create suitable living environments
Outcome: Sustainability
Matrix Code: Water/Sewer Improvements (03J)

National Objective: LMA

Initial Funding Date: 11/18/2015

Description:

Replacing 675LF of water main and trench repair on Church Street from Central Ave.to Fern Ave in Wharton.

Financing

	Fund Type	Grant Year	Grant	Funded Amount	Drawn In Program Year	Drawn Thru Program Year
CDBG	EN	2015	B15UC340105	\$79,785.00	\$79,785.00	\$79,785.00
Total	Total			\$79,785.00	\$79,785.00	\$79,785.00

Proposed Accomplishments

People (General) : 1

Total Population in Service Area: 3,670

Census Tract Percent Low / Mod: 42.51

Annual Accomplishments

Years	Accomplishment Narrative	# Benefitting
2015	Pre-construction conference on 7/14/16. Work to begin within 30 days.	
2016	Project has been completed. Increased water main service & improvement.	



U.S. Department of Housing and Urban Development
Office of Community Planning and Development
Integrated Disbursement and Information System
CDBG Activity Summary Report (GPR) for Program Year 2016
MORRIS COUNTY

Date: 21-Sep-2017
Time: 10:38
Page: 35

PGM Year: 2015
Project: 0006 - Health Facilities
IDIS Activity: 1283 - Zufall Health Center Roof Replacement

Status: Completed 9/16/2016 12:00:00 AM
Location: 2 Atno Ave Morristown, NJ 07960-3802

Objective: Create suitable living environments
Outcome: Availability/accessibility
Matrix Code: Health Facilities (03P)

National Objective: LMC

Initial Funding Date: 11/18/2015

Description:

Roof Replacement of a 2,700SF bituminous built flat roofing system at Zufall Health Center at 2 Atno Ave.

Financing

	Fund Type	Grant Year	Grant	Funded Amount	Drawn In Program Year	Drawn Thru Program Year
CDBG	EN	2015	B15UC340105	\$29,195.00	\$2,515.00	\$29,195.00
Total	Total			\$29,195.00	\$2,515.00	\$29,195.00

Proposed Accomplishments

Public Facilities : 1

Actual Accomplishments

Number assisted:

	Owner		Renter		Total		Person	
	Total	Hispanic	Total	Hispanic	Total	Hispanic	Total	Hispanic
White:	0	0	0	0	0	0	3,294	1,892
Black/African American:	0	0	0	0	0	0	663	26
Asian:	0	0	0	0	0	0	241	3
American Indian/Alaskan Native:	0	0	0	0	0	0	14	8
Native Hawaiian/Other Pacific Islander:	0	0	0	0	0	0	3	2
American Indian/Alaskan Native & White:	0	0	0	0	0	0	0	0
Asian White:	0	0	0	0	0	0	0	0
Black/African American & White:	0	0	0	0	0	0	0	0
American Indian/Alaskan Native & Black/African American:	0	0	0	0	0	0	0	0
Other multi-racial:	0	0	0	0	0	0	2,136	1,973
Asian/Pacific Islander:	0	0	0	0	0	0	0	0
Hispanic:	0	0	0	0	0	0	0	0
Total:	0	0	0	0	0	0	6,351	3,904
Female-headed Households:	0		0		0			



U.S. Department of Housing and Urban Development
Office of Community Planning and Development
Integrated Disbursement and Information System
CDBG Activity Summary Report (GPR) for Program Year 2016
MORRIS COUNTY

Date: 21-Sep-2017

Time: 10:38

Page: 36

Income Category:

	Owner	Renter	Total	Person
Extremely Low	0	0	0	3,894
Low Mod	0	0	0	1,198
Moderate	0	0	0	1,259
Non Low Moderate	0	0	0	0
Total	0	0	0	6,351
Percent Low/Mod				100.0%

Annual Accomplishments

Years	Accomplishment Narrative	# Benefitting
2015	The Health Center continues to serve low income families for their medical & dental needs.	
2016	Zufall Health Center continues to service the low/low mod population for much needed health care.	



U.S. Department of Housing and Urban Development
Office of Community Planning and Development
Integrated Disbursement and Information System
CDBG Activity Summary Report (GPR) for Program Year 2016
MORRIS COUNTY

Date: 21-Sep-2017
Time: 10:38
Page: 37

PGM Year: 2015
Project: 0007 - Support for Victims of Domestic Violence
IDIS Activity: 1284 - JBWS Children's Program

Status: Completed 6/30/2016 12:00:00 AM
Location: Address Suppressed

Objective: Create suitable living environments
Outcome: Availability/accessibility
Matrix Code: Battered and Abused Spouses (05G) **National Objective:** LMC

Initial Funding Date: 11/18/2015

Description:
Counseling services for children of battered women.

Financing

	Fund Type	Grant Year	Grant	Funded Amount	Drawn In Program Year	Drawn Thru Program Year
CDBG	EN	2015	B15UC340105	\$15,000.00	\$15,000.00	\$15,000.00
Total	Total			\$15,000.00	\$15,000.00	\$15,000.00

Proposed Accomplishments

People (General) : 1

Actual Accomplishments

Number assisted:

	Owner		Renter		Total		Person	
	Total	Hispanic	Total	Hispanic	Total	Hispanic	Total	Hispanic
White:	0	0	0	0	0	0	1	0
Black/African American:	0	0	0	0	0	0	3	0
Asian:	0	0	0	0	0	0	0	0
American Indian/Alaskan Native:	0	0	0	0	0	0	0	0
Native Hawaiian/Other Pacific Islander:	0	0	0	0	0	0	0	0
American Indian/Alaskan Native & White:	0	0	0	0	0	0	0	0
Asian White:	0	0	0	0	0	0	0	0
Black/African American & White:	0	0	0	0	0	0	0	0
American Indian/Alaskan Native & Black/African American:	0	0	0	0	0	0	0	0
Other multi-racial:	0	0	0	0	0	0	10	7
Asian/Pacific Islander:	0	0	0	0	0	0	0	0
Hispanic:	0	0	0	0	0	0	0	0
Total:	0	0	0	0	0	0	14	7
Female-headed Households:	0		0		0			



U.S. Department of Housing and Urban Development
Office of Community Planning and Development
Integrated Disbursement and Information System
CDBG Activity Summary Report (GPR) for Program Year 2016
MORRIS COUNTY

Date: 21-Sep-2017

Time: 10:38

Page: 38

Income Category:

	Owner	Renter	Total	Person
Extremely Low	0	0	0	12
Low Mod	0	0	0	2
Moderate	0	0	0	0
Non Low Moderate	0	0	0	0
Total	0	0	0	14
Percent Low/Mod				100.0%

Annual Accomplishments

Years	Accomplishment Narrative	# Benefitting
2015	14 Children received childcare scholarships through this grant.	



U.S. Department of Housing and Urban Development
Office of Community Planning and Development
Integrated Disbursement and Information System
CDBG Activity Summary Report (GPR) for Program Year 2016
MORRIS COUNTY

Date: 21-Sep-2017
Time: 10:38
Page: 39

PGM Year:	2015		
Project:	0008 - Child Care Services		
IDIS Activity:	1286 - Children on the Green Childcare Scholarships		
Status:	Completed 11/16/2016 12:00:00 AM	Objective:	Create suitable living environments
Location:	50 S Park Pl Morristown, NJ 07960-3943	Outcome:	Availability/accessibility
		Matrix Code:	Child Care Services (05L)
		National Objective:	LMC

Initial Funding Date: 11/18/2015

Description:

Child Care Scholarships for low income families living or working in Morristown.
First priorities given to families leaving a homeless shelter who do not qualify for a child care voucher.
23 children have been serviced through this program giving help to the needy families.

Financing

	Fund Type	Grant Year	Grant	Funded Amount	Drawn In Program Year	Drawn Thru Program Year
CDBG	EN	2015	B15UC340105	\$30,000.00	\$8,322.52	\$30,000.00
Total	Total			\$30,000.00	\$8,322.52	\$30,000.00

Proposed Accomplishments

People (General) : 1

Actual Accomplishments

Number assisted:

	Owner		Renter		Total		Person	
	Total	Hispanic	Total	Hispanic	Total	Hispanic	Total	Hispanic
White:	0	0	0	0	0	0	10	7
Black/African American:	0	0	0	0	0	0	12	0
Asian:	0	0	0	0	0	0	0	0
American Indian/Alaskan Native:	0	0	0	0	0	0	0	0
Native Hawaiian/Other Pacific Islander:	0	0	0	0	0	0	0	0
American Indian/Alaskan Native & White:	0	0	0	0	0	0	0	0
Asian White:	0	0	0	0	0	0	0	0
Black/African American & White:	0	0	0	0	0	0	1	0
American Indian/Alaskan Native & Black/African American:	0	0	0	0	0	0	0	0
Other multi-racial:	0	0	0	0	0	0	0	0
Asian/Pacific Islander:	0	0	0	0	0	0	0	0
Hispanic:	0	0	0	0	0	0	0	0
Total:	0	0	0	0	0	0	23	7



U.S. Department of Housing and Urban Development
Office of Community Planning and Development
Integrated Disbursement and Information System
CDBG Activity Summary Report (GPR) for Program Year 2016
MORRIS COUNTY

Date: 21-Sep-2017
Time: 10:38
Page: 40

Female-headed Households: 0 0 0

Income Category:

	Owner	Renter	Total	Person
Extremely Low	0	0	0	17
Low Mod	0	0	0	6
Moderate	0	0	0	0
Non Low Moderate	0	0	0	0
Total	0	0	0	23
Percent Low/Mod				100.0%

Annual Accomplishments

Years	Accomplishment Narrative	# Benefitting
2015	This grant has provided scholarships for 23 children in PY 2015.	
2016	23 children have been assisted w/childcare scholarships through the Children On The Green Program	



U.S. Department of Housing and Urban Development
Office of Community Planning and Development
Integrated Disbursement and Information System
CDBG Activity Summary Report (GPR) for Program Year 2016
MORRIS COUNTY

Date: 21-Sep-2017
Time: 10:38
Page: 41

PGM Year: 2015
Project: 0008 - Child Care Services
IDIS Activity: 1287 - Homeless Solutions Childcare Scholarships

Status: Completed 3/8/2017 12:00:00 AM
Location: 6 Dumont Pl Morristown, NJ 07960-8104

Objective: Create suitable living environments
Outcome: Availability/accessibility
Matrix Code: Child Care Services (05L)

National Objective: LMC

Initial Funding Date: 11/18/2015

Description:

Providing child care services for homeless and working poor families utilizing the Family Shelter and Transitional Housing Program.

Financing

	Fund Type	Grant Year	Grant	Funded Amount	Drawn In Program Year	Drawn Thru Program Year
CDBG	EN	2015	B15UC340105	\$50,000.00	\$50,000.00	\$50,000.00
Total	Total			\$50,000.00	\$50,000.00	\$50,000.00

Proposed Accomplishments

People (General) : 1

Actual Accomplishments

Number assisted:

	Owner		Renter		Total		Person	
	Total	Hispanic	Total	Hispanic	Total	Hispanic	Total	Hispanic
White:	0	0	0	0	0	0	22	15
Black/African American:	0	0	0	0	0	0	17	0
Asian:	0	0	0	0	0	0	1	0
American Indian/Alaskan Native:	0	0	0	0	0	0	1	0
Native Hawaiian/Other Pacific Islander:	0	0	0	0	0	0	0	0
American Indian/Alaskan Native & White:	0	0	0	0	0	0	0	0
Asian White:	0	0	0	0	0	0	0	0
Black/African American & White:	0	0	0	0	0	0	1	1
American Indian/Alaskan Native & Black/African American:	0	0	0	0	0	0	0	0
Other multi-racial:	0	0	0	0	0	0	0	0
Asian/Pacific Islander:	0	0	0	0	0	0	0	0
Hispanic:	0	0	0	0	0	0	0	0
Total:	0	0	0	0	0	0	42	16
Female-headed Households:	0		0		0			



U.S. Department of Housing and Urban Development
Office of Community Planning and Development
Integrated Disbursement and Information System
CDBG Activity Summary Report (GPR) for Program Year 2016
MORRIS COUNTY

Date: 21-Sep-2017

Time: 10:38

Page: 42

Income Category:

	Owner	Renter	Total	Person
Extremely Low	0	0	0	42
Low Mod	0	0	0	0
Moderate	0	0	0	0
Non Low Moderate	0	0	0	0
Total	0	0	0	42
Percent Low/Mod				100.0%

Annual Accomplishments

Years	Accomplishment Narrative	# Benefitting
2015	Children were served but billing and beneficiary information was late in arriving and will be entered for FY 2016.	
2016	This project is a tremendous help to working families with children. This is a valuable service provided to low/low mod income families.	



U.S. Department of Housing and Urban Development
Office of Community Planning and Development
Integrated Disbursement and Information System
CDBG Activity Summary Report (GPR) for Program Year 2016
MORRIS COUNTY

Date: 21-Sep-2017
Time: 10:38
Page: 43

PGM Year:	2015		
Project:	0008 - Child Care Services		
IDIS Activity:	1288 - Morristown Neighborhood House Childcare Scholarships-School Age		
Status:	Completed 6/30/2016 12:00:00 AM	Objective:	Create suitable living environments
Location:	12 Flagler St Morristown, NJ 07960-3913	Outcome:	Availability/accessibility
		Matrix Code:	Child Care Services (05L)
		National Objective:	LMC

Initial Funding Date: 11/18/2015

Description:

Scholarship program subsidizing children from low income families who attend the before & after school programs at the Morristown Neighborhood House.

Financing

	Fund Type	Grant Year	Grant	Funded Amount	Drawn In Program Year	Drawn Thru Program Year
CDBG	EN	2015	B15UC340105	\$40,800.00	\$11,220.00	\$40,800.00
Total	Total			\$40,800.00	\$11,220.00	\$40,800.00

Proposed Accomplishments

People (General) : 1

Actual Accomplishments

Number assisted:

	Owner		Renter		Total		Person	
	Total	Hispanic	Total	Hispanic	Total	Hispanic	Total	Hispanic
White:	0	0	0	0	0	0		0
Black/African American:	0	0	0	0	0	0	1	0
Asian:	0	0	0	0	0	0	0	0
American Indian/Alaskan Native:	0	0	0	0	0	0	0	0
Native Hawaiian/Other Pacific Islander:	0	0	0	0	0	0	0	0
American Indian/Alaskan Native & White:	0	0	0	0	0	0	0	0
Asian White:	0	0	0	0	0	0	0	0
Black/African American & White:	0	0	0	0	0	0	0	0
American Indian/Alaskan Native & Black/African American:	0	0	0	0	0	0	0	0
Other multi-racial:	0	0	0	0	0	0	19	19
Asian/Pacific Islander:	0	0	0	0	0	0	0	0
Hispanic:	0	0	0	0	0	0	0	0
Total:	0	0	0	0	0	0	20	19
Female-headed Households:	0		0		0			



U.S. Department of Housing and Urban Development
Office of Community Planning and Development
Integrated Disbursement and Information System
CDBG Activity Summary Report (GPR) for Program Year 2016
MORRIS COUNTY

Date: 21-Sep-2017

Time: 10:38

Page: 44

Income Category:

	Owner	Renter	Total	Person
Extremely Low	0	0	0	19
Low Mod	0	0	0	1
Moderate	0	0	0	0
Non Low Moderate	0	0	0	0
Total	0	0	0	20
Percent Low/Mod				100.0%

Annual Accomplishments

Years	Accomplishment Narrative	# Benefitting
2015	This activity has served 20 children for childcare scholarships.	



U.S. Department of Housing and Urban Development
Office of Community Planning and Development
Integrated Disbursement and Information System
CDBG Activity Summary Report (GPR) for Program Year 2016
MORRIS COUNTY

Date: 21-Sep-2017
Time: 10:38
Page: 45

PGM Year: 2015
Project: 0010 - Housing Rehabilitation
IDIS Activity: 1291 - Fix-It Program

Status: Completed 3/23/2017 12:00:00 AM
Location: Address Suppressed

Objective: Create suitable living environments
Outcome: Sustainability
Matrix Code: Rehab; Single-Unit Residential (14A) **National Objective:** LMH

Initial Funding Date: 11/18/2015

Description:

Provides minor home repairs to senior citizens, disabled, single parents, all of low-lowmod income.

Financing

	Fund Type	Grant Year	Grant	Funded Amount	Drawn In Program Year	Drawn Thru Program Year
CDBG	EN	2015	B15UC340105	\$99,600.00	\$47,869.00	\$99,600.00
Total	Total			\$99,600.00	\$47,869.00	\$99,600.00

Proposed Accomplishments

Housing Units : 1

Actual Accomplishments

Number assisted:

	Owner		Renter		Total		Person	
	Total	Hispanic	Total	Hispanic	Total	Hispanic	Total	Hispanic
White:	43	2	0	0	43	2	0	0
Black/African American:	3	0	0	0	3	0	0	0
Asian:	0	0	0	0	0	0	0	0
American Indian/Alaskan Native:	0	0	0	0	0	0	0	0
Native Hawaiian/Other Pacific Islander:	0	0	0	0	0	0	0	0
American Indian/Alaskan Native & White:	0	0	0	0	0	0	0	0
Asian White:	0	0	0	0	0	0	0	0
Black/African American & White:	0	0	0	0	0	0	0	0
American Indian/Alaskan Native & Black/African American:	0	0	0	0	0	0	0	0
Other multi-racial:	1	0	0	0	1	0	0	0
Asian/Pacific Islander:	0	0	0	0	0	0	0	0
Hispanic:	0	0	0	0	0	0	0	0
Total:	47	2	0	0	47	2	0	0
Female-headed Households:	39		0		39			



U.S. Department of Housing and Urban Development
Office of Community Planning and Development
Integrated Disbursement and Information System
CDBG Activity Summary Report (GPR) for Program Year 2016
MORRIS COUNTY

Date: 21-Sep-2017
Time: 10:38
Page: 46

Income Category:

	Owner	Renter	Total	Person
Extremely Low	24	0	24	0
Low Mod	19	0	19	0
Moderate	4	0	4	0
Non Low Moderate	0	0	0	0
Total	47	0	47	0
Percent Low/Mod	100.0%		100.0%	

Annual Accomplishments

Years	Accomplishment Narrative	# Benefitting
2015	44 Households have been serviced through the Fix-It Program. It continues to be a successful program for small repairs, focusing on the senior population	
2016	43 Households were served by the Fix-It Program helping to upkeep homes for seniors, single parents & low income families.	



U.S. Department of Housing and Urban Development
Office of Community Planning and Development
Integrated Disbursement and Information System
CDBG Activity Summary Report (GPR) for Program Year 2016
MORRIS COUNTY

Date: 21-Sep-2017
Time: 10:38
Page: 47

PGM Year: 2015
Project: 0010 - Housing Rehabilitation
IDIS Activity: 1292 - Housing Rehabilitation Program

Status: Open
Location: 30 Schuyler Pl Morristown, NJ 07960-5193

Objective: Create suitable living environments
Outcome: Sustainability
Matrix Code: Rehab; Single-Unit Residential (14A) **National Objective:** LMH

Initial Funding Date: 11/18/2015

Description:

Single family owner occupied Rehabilitation program to assist owners with code related repairs.

Financing

	Fund Type	Grant Year	Grant	Funded Amount	Drawn In Program Year	Drawn Thru Program Year
CDBG	EN	2015	B15UC340105	\$148,001.00	\$0.00	\$0.00
	PI			\$64,135.00	\$0.00	\$64,135.00
Total	Total			\$212,136.00	\$0.00	\$64,135.00

Proposed Accomplishments

Housing Units : 15

Actual Accomplishments

Number assisted:

	Owner		Renter		Total		Person	
	Total	Hispanic	Total	Hispanic	Total	Hispanic	Total	Hispanic
White:	0	0	0	0	0	0		0
Black/African American:	0	0	0	0	0	0	0	0
Asian:	0	0	0	0	0	0	0	0
American Indian/Alaskan Native:	0	0	0	0	0	0	0	0
Native Hawaiian/Other Pacific Islander:	0	0	0	0	0	0	0	0
American Indian/Alaskan Native & White:	0	0	0	0	0	0	0	0
Asian White:	0	0	0	0	0	0	0	0
Black/African American & White:	0	0	0	0	0	0	0	0
American Indian/Alaskan Native & Black/African American:	0	0	0	0	0	0	0	0
Other multi-racial:	0	0	0	0	0	0	0	0
Asian/Pacific Islander:	0	0	0	0	0	0	0	0
Hispanic:	0	0	0	0	0	0	0	0
Total:	0	0	0	0	0	0	0	0

Female-headed Households:

0 0 0



U.S. Department of Housing and Urban Development
Office of Community Planning and Development
Integrated Disbursement and Information System
CDBG Activity Summary Report (GPR) for Program Year 2016
MORRIS COUNTY

Date: 21-Sep-2017
Time: 10:38
Page: 48

Income Category:

	Owner	Renter	Total	Person
Extremely Low	0	0	0	0
Low Mod	0	0	0	0
Moderate	0	0	0	0
Non Low Moderate	0	0	0	0
Total	0	0	0	0
Percent Low/Mod				

Annual Accomplishments

Years	Accomplishment Narrative	# Benefitting
2015	We are still expending the PY 2014 money as the program continues to serve low/low mod income people in the community.	
2016	The program continues to provide grant assistance to eliminate code violations & health & safety repairs in Morris County for low/low mod persons.	



U.S. Department of Housing and Urban Development
Office of Community Planning and Development
Integrated Disbursement and Information System
CDBG Activity Summary Report (GPR) for Program Year 2016
MORRIS COUNTY

Date: 21-Sep-2017
Time: 10:38
Page: 49

PGM Year:	2015				
Project:	0012 - Multi-family Housing Development				
IDIS Activity:	1293 - Morris Plains Housing				
Status:	Completed 6/22/2017 12:00:00 AM	Objective:	Provide decent affordable housing		
Location:	260 Tabor Rd Morris Plains, NJ 07950-2613	Outcome:	Affordability		
		Matrix Code:	Construction of Housing (12)	National Objective:	LMH

Initial Funding Date: 06/07/2016

Description:

Morris Plains is working with Madison Affordable housing as the developer for the construction of 56 affordable housing units.
CDBG funds will be used for continued pre construction site work to include sanitary sewer line work.

Financing

	Fund Type	Grant Year	Grant	Funded Amount	Drawn In Program Year	Drawn Thru Program Year
CDBG	EN	2015	B15UC340105	\$100,000.00	\$10,000.00	\$100,000.00
Total	Total			\$100,000.00	\$10,000.00	\$100,000.00

Proposed Accomplishments

Actual Accomplishments

Number assisted:

	Owner		Renter		Total		Person	
	Total	Hispanic	Total	Hispanic	Total	Hispanic	Total	Hispanic
White:	0	0	0	0	0	0		0
Black/African American:	0	0	0	0	0	0	0	0
Asian:	0	0	0	0	0	0	0	0
American Indian/Alaskan Native:	0	0	0	0	0	0	0	0
Native Hawaiian/Other Pacific Islander:	0	0	0	0	0	0	0	0
American Indian/Alaskan Native & White:	0	0	0	0	0	0	0	0
Asian White:	0	0	0	0	0	0	0	0
Black/African American & White:	0	0	0	0	0	0	0	0
American Indian/Alaskan Native & Black/African American:	0	0	0	0	0	0	0	0
Other multi-racial:	0	0	0	0	0	0	0	0
Asian/Pacific Islander:	0	0	0	0	0	0	0	0
Hispanic:	0	0	0	0	0	0	0	0
Total:	0	0	0	0	0	0	0	0
Female-headed Households:	0		0		0			



U.S. Department of Housing and Urban Development
Office of Community Planning and Development
Integrated Disbursement and Information System
CDBG Activity Summary Report (GPR) for Program Year 2016
MORRIS COUNTY

Date: 21-Sep-2017
Time: 10:38
Page: 50

Income Category:

	Owner	Renter	Total	Person
Extremely Low	0	0	0	0
Low Mod	0	0	0	0
Moderate	0	0	0	0
Non Low Moderate	0	0	0	0
Total	0	0	0	0
Percent Low/Mod				

Annual Accomplishments

Years	Accomplishment Narrative	# Benefitting
2015	Project is moving along quite well, approx. 65% completed. Project is completed and inhabited. 56 affordable rental units. All benefit information is in the PY 2014 project #1239. Connected to #1293 as stated in #1239.	
2016	Project is completed and inhabited. 56 affordable rental units. All benefit information is in the PY 2014 project #1239. Connected to #1293 as indicated in #1239 set up.	



U.S. Department of Housing and Urban Development
Office of Community Planning and Development
Integrated Disbursement and Information System
CDBG Activity Summary Report (GPR) for Program Year 2016
MORRIS COUNTY

Date: 21-Sep-2017
Time: 10:38
Page: 51

PGM Year: 2015
Project: 0001 - Administration
IDIS Activity: 1294 - Administration

Status: Completed 7/28/2017 12:00:00 AM
Location: ,

Objective:
Outcome:
Matrix Code: General Program Administration (21A) **National Objective:**

Initial Funding Date: 11/18/2015

Description:

Ongoing program management and oversight.

Financing

	Fund Type	Grant Year	Grant	Funded Amount	Drawn In Program Year	Drawn Thru Program Year
CDBG	EN	2015	B15UC340105	\$269,346.86	\$98,959.32	\$269,346.86
Total	Total			\$269,346.86	\$98,959.32	\$269,346.86

Proposed Accomplishments

Actual Accomplishments

Number assisted:

	Owner		Renter		Total		Person	
	Total	Hispanic	Total	Hispanic	Total	Hispanic	Total	Hispanic
White:					0	0		
Black/African American:					0	0		
Asian:					0	0		
American Indian/Alaskan Native:					0	0		
Native Hawaiian/Other Pacific Islander:					0	0		
American Indian/Alaskan Native & White:					0	0		
Asian White:					0	0		
Black/African American & White:					0	0		
American Indian/Alaskan Native & Black/African American:					0	0		
Other multi-racial:					0	0		
Asian/Pacific Islander:					0	0		
Hispanic:					0	0		
Total:	0	0	0	0	0	0	0	0

Female-headed Households: 0

Income Category:

Owner Renter Total Person



U.S. Department of Housing and Urban Development
Office of Community Planning and Development
Integrated Disbursement and Information System
CDBG Activity Summary Report (GPR) for Program Year 2016
MORRIS COUNTY

Date: 21-Sep-2017

Time: 10:38

Page: 52

Extremely Low			0	
Low Mod			0	
Moderate			0	
Non Low Moderate			0	
Total	0	0	0	0
Percent Low/Mod				

Annual Accomplishments

No data returned for this view. This might be because the applied filter excludes all data.



U.S. Department of Housing and Urban Development
Office of Community Planning and Development
Integrated Disbursement and Information System
CDBG Activity Summary Report (GPR) for Program Year 2016
MORRIS COUNTY

Date: 21-Sep-2017
Time: 10:38
Page: 53

PGM Year: 2015
Project: 0002 - Public Facilities
IDIS Activity: 1300 - Senior Center Parking Lot Paving-Rockaway Twp

Status: Open
Location: 19 Mount Hope Rd Rockaway, NJ 07866-2406

Objective: Create suitable living environments
Outcome: Availability/accessibility
Matrix Code: Senior Centers (03A)

National Objective: LMC

Initial Funding Date: 11/18/2015

Description:

Milling and Paving of parking lot at the Township Senior Center.

Financing

	Fund Type	Grant Year	Grant	Funded Amount	Drawn In Program Year	Drawn Thru Program Year
CDBG	EN	2015	B15UC340105	\$68,850.00	\$0.00	\$0.00
Total	Total			\$68,850.00	\$0.00	\$0.00

Proposed Accomplishments

Public Facilities : 1

Actual Accomplishments

Number assisted:

	Owner		Renter		Total		Person	
	Total	Hispanic	Total	Hispanic	Total	Hispanic	Total	Hispanic
White:	0	0	0	0	0	0	131	0
Black/African American:	0	0	0	0	0	0	1	0
Asian:	0	0	0	0	0	0	0	0
American Indian/Alaskan Native:	0	0	0	0	0	0	0	0
Native Hawaiian/Other Pacific Islander:	0	0	0	0	0	0	0	0
American Indian/Alaskan Native & White:	0	0	0	0	0	0	0	0
Asian White:	0	0	0	0	0	0	0	0
Black/African American & White:	0	0	0	0	0	0	0	0
American Indian/Alaskan Native & Black/African American:	0	0	0	0	0	0	0	0
Other multi-racial:	0	0	0	0	0	0	0	0
Asian/Pacific Islander:	0	0	0	0	0	0	0	0
Hispanic:	0	0	0	0	0	0	0	0
Total:	0	0	0	0	0	0	132	0
Female-headed Households:	0		0		0			



U.S. Department of Housing and Urban Development
Office of Community Planning and Development
Integrated Disbursement and Information System
CDBG Activity Summary Report (GPR) for Program Year 2016
MORRIS COUNTY

Date: 21-Sep-2017
Time: 10:38
Page: 54

Income Category:

	Owner	Renter	Total	Person
Extremely Low	0	0	0	0
Low Mod	0	0	0	132
Moderate	0	0	0	0
Non Low Moderate	0	0	0	0
Total	0	0	0	132
Percent Low/Mod				100.0%

Annual Accomplishments

Years	Accomplishment Narrative	# Benefitting
2015	Accomplishments have been recorded in PY 2017	
2016	Accomplishments will be recorded in PY 2017	
2017	The paving of the parking lot has been completed. Contractor delays were cited for length of time needed to complete this project.	



U.S. Department of Housing and Urban Development
Office of Community Planning and Development
Integrated Disbursement and Information System
CDBG Activity Summary Report (GPR) for Program Year 2016
MORRIS COUNTY

Date: 21-Sep-2017
Time: 10:38
Page: 55

PGM Year: 2014
Project: 0002 - Rehabilitation - homeowner
IDIS Activity: 1304 - Rehab Delivery of Costs

Status: Open
Location: 30 Schuyler Pl Morristown, NJ 07960-5193

Objective: Provide decent affordable housing
Outcome: Availability/accessibility
Matrix Code: Rehabilitation Administration (14H) **National Objective:** LMH

Initial Funding Date: 02/09/2016

Description:

Reimburse Admin for costs of Rehab Admin.

Financing

	Fund Type	Grant Year	Grant	Funded Amount	Drawn In Program Year	Drawn Thru Program Year
CDBG	EN	Pre-2015		\$60,000.00	\$0.00	\$0.00
		2014	B14UC340105		\$23,046.41	\$60,000.00
Total	Total			\$60,000.00	\$23,046.41	\$60,000.00

Proposed Accomplishments

Actual Accomplishments

Number assisted:

	Owner		Renter		Total		Person	
	Total	Hispanic	Total	Hispanic	Total	Hispanic	Total	Hispanic
White:	0	0	0	0	0	0		0
Black/African American:	0	0	0	0	0	0	0	0
Asian:	0	0	0	0	0	0	0	0
American Indian/Alaskan Native:	0	0	0	0	0	0	0	0
Native Hawaiian/Other Pacific Islander:	0	0	0	0	0	0	0	0
American Indian/Alaskan Native & White:	0	0	0	0	0	0	0	0
Asian White:	0	0	0	0	0	0	0	0
Black/African American & White:	0	0	0	0	0	0	0	0
American Indian/Alaskan Native & Black/African American:	0	0	0	0	0	0	0	0
Other multi-racial:	0	0	0	0	0	0	0	0
Asian/Pacific Islander:	0	0	0	0	0	0	0	0
Hispanic:	0	0	0	0	0	0	0	0
Total:	0	0	0	0	0	0	0	0
Female-headed Households:	0		0		0			



U.S. Department of Housing and Urban Development
Office of Community Planning and Development
Integrated Disbursement and Information System
CDBG Activity Summary Report (GPR) for Program Year 2016
MORRIS COUNTY

Date: 21-Sep-2017

Time: 10:38

Page: 56

Income Category:

	Owner	Renter	Total	Person
Extremely Low	0	0	0	0
Low Mod	0	0	0	0
Moderate	0	0	0	0
Non Low Moderate	0	0	0	0
Total	0	0	0	0
Percent Low/Mod				

Annual Accomplishments

Years	Accomplishment Narrative	# Benefitting
2015		
2016	Additional funds have been added to support on-going rehabilitation program.	
2017	Additional funds have been added to support on-going rehabilitation program.	



U.S. Department of Housing and Urban Development
Office of Community Planning and Development
Integrated Disbursement and Information System
CDBG Activity Summary Report (GPR) for Program Year 2016
MORRIS COUNTY

Date: 21-Sep-2017
Time: 10:38
Page: 57

PGM Year: 2016
Project: 0011 - Flanders Fire Company ADA Restrooms
IDIS Activity: 1306 - Flanders Fire Co.-ADA Improvements

Status: Open
Location: 27 Main St Flanders, NJ 07836-9129

Objective: Create suitable living environments
Outcome: Availability/accessibility
Matrix Code: Fire Station/Equipment (03O)

National Objective: LMA

Initial Funding Date: 09/23/2016

Description:

Removal of architectural barriers for persons with disabilities.
Complete upgrades to bathrooms making them ADA compliant.

Financing

	Fund Type	Grant Year	Grant	Funded Amount	Drawn In Program Year	Drawn Thru Program Year
CDBG	EN	2016	B16UC340105	\$70,000.00	\$0.00	\$0.00
Total	Total			\$70,000.00	\$0.00	\$0.00

Proposed Accomplishments

Public Facilities : 1
Total Population in Service Area: 1,200
Census Tract Percent Low / Mod: 32.08

Annual Accomplishments

Years	Accomplishment Narrative	# Benefitting
2016	The project has been delayed. The individual who is the point person has been ill and is now recovering. The project will go out to bid in the next 30 days.	



U.S. Department of Housing and Urban Development
Office of Community Planning and Development
Integrated Disbursement and Information System
CDBG Activity Summary Report (GPR) for Program Year 2016
MORRIS COUNTY

Date: 21-Sep-2017
Time: 10:38
Page: 58

PGM Year: 2016
Project: 0033 - 03B Handicapped Centers
IDIS Activity: 1307 - Group Home Elevator-Community Hope

Status: Open
Location: 7 Cambridge Rd Wharton, NJ 07885-1636

Objective: Create suitable living environments
Outcome: Availability/accessibility
Matrix Code: Handicapped Centers (03B)

National Objective: LMC

Initial Funding Date: 09/23/2016

Description:

Installation of an elevator in an assisted living group home for a severely disabled client.

Financing

	Fund Type	Grant Year	Grant	Funded Amount	Drawn In Program Year	Drawn Thru Program Year
CDBG	EN	2016	B16UC340105	\$71,800.00	\$0.00	\$0.00
Total	Total			\$71,800.00	\$0.00	\$0.00

Proposed Accomplishments

Public Facilities : 1

Actual Accomplishments

Number assisted:

	Owner		Renter		Total		Person	
	Total	Hispanic	Total	Hispanic	Total	Hispanic	Total	Hispanic
White:	0	0	0	0	0	0		0
Black/African American:	0	0	0	0	0	0	0	0
Asian:	0	0	0	0	0	0	0	0
American Indian/Alaskan Native:	0	0	0	0	0	0	0	0
Native Hawaiian/Other Pacific Islander:	0	0	0	0	0	0	0	0
American Indian/Alaskan Native & White:	0	0	0	0	0	0	0	0
Asian White:	0	0	0	0	0	0	0	0
Black/African American & White:	0	0	0	0	0	0	0	0
American Indian/Alaskan Native & Black/African American:	0	0	0	0	0	0	0	0
Other multi-racial:	0	0	0	0	0	0	0	0
Asian/Pacific Islander:	0	0	0	0	0	0	0	0
Hispanic:	0	0	0	0	0	0	0	0
Total:	0	0	0	0	0	0	0	0
Female-headed Households:	0		0		0			



U.S. Department of Housing and Urban Development
Office of Community Planning and Development
Integrated Disbursement and Information System
CDBG Activity Summary Report (GPR) for Program Year 2016
MORRIS COUNTY

Date: 21-Sep-2017

Time: 10:38

Page: 59

Income Category:

	Owner	Renter	Total	Person
Extremely Low	0	0	0	0
Low Mod	0	0	0	0
Moderate	0	0	0	0
Non Low Moderate	0	0	0	0
Total	0	0	0	0
Percent Low/Mod				

Annual Accomplishments

Years	Accomplishment Narrative	# Benefitting
2016	There have been delays with staff turnover.	
2017	The bid accepted came in considerably over budgeted amount. The project will be re-bid as soon as possible.	



U.S. Department of Housing and Urban Development
Office of Community Planning and Development
Integrated Disbursement and Information System
CDBG Activity Summary Report (GPR) for Program Year 2016
MORRIS COUNTY

Date: 21-Sep-2017
Time: 10:38
Page: 60

PGM Year: 2016
Project: 0034 - 03F Parks, Recreational Facilities
IDIS Activity: 1308 - Playground Improvements-Victory Gardens

Status: Open
Location: 397 Washington Ave Victory Gardens, NJ 07801-5549

Objective: Create suitable living environments
Outcome: Availability/accessibility
Matrix Code: Parks, Recreational Facilities (03F)

National Objective: LMA

Initial Funding Date: 09/23/2016

Description:

Installation of playground equipment & playground surface

Financing

	Fund Type	Grant Year	Grant	Funded Amount	Drawn In Program Year	Drawn Thru Program Year
CDBG	EN	2016	B16UC340105	\$60,000.00	\$0.00	\$0.00
Total	Total			\$60,000.00	\$0.00	\$0.00

Proposed Accomplishments

Public Facilities : 1

Total Population in Service Area: 1,740

Census Tract Percent Low / Mod: 64.66

Annual Accomplishments

Years	Accomplishment Narrative	# Benefitting
2016	Delays at the administration of Victory Gardens has slowed the process.	
2017	The project bidding process is complete. awaiting for the Borough Council to award & start the work.	



U.S. Department of Housing and Urban Development
Office of Community Planning and Development
Integrated Disbursement and Information System
CDBG Activity Summary Report (GPR) for Program Year 2016
MORRIS COUNTY

Date: 21-Sep-2017
Time: 10:38
Page: 61

PGM Year:	2016				
Project:	0035 - 03J Water/Sewer Improvements				
IDIS Activity:	1309 - Manning Ave. Water Main-Butler				
Status:	Completed 4/28/2017 12:00:00 AM	Objective:	Create suitable living environments		
Location:	22 Manning Ave Butler, NJ 07405-1029	Outcome:	Sustainability		
		Matrix Code:	Water/Sewer Improvements (03J)	National Objective:	LMA

Initial Funding Date: 09/23/2016

Description:

Replace approx.
950 LF of water main on Manning Ave.
from Arch Street to 2nd Street.
Will remediate low water pressure problems and failed services.

Financing

	Fund Type	Grant Year	Grant	Funded Amount	Drawn In Program Year	Drawn Thru Program Year
CDBG	EN	2016	B16UC340105	\$80,000.00	\$80,000.00	\$80,000.00
Total	Total			\$80,000.00	\$80,000.00	\$80,000.00

Proposed Accomplishments

People (General) : 1
Total Population in Service Area: 1,310
Census Tract Percent Low / Mod: 38.17

Annual Accomplishments

Years	Accomplishment Narrative	# Benefitting
2016	Job has been completed. The water main system has been upgraded, resulting in better service for the people in that area.	



U.S. Department of Housing and Urban Development
Office of Community Planning and Development
Integrated Disbursement and Information System
CDBG Activity Summary Report (GPR) for Program Year 2016
MORRIS COUNTY

Date: 21-Sep-2017
Time: 10:38
Page: 62

PGM Year: 2016
Project: 0035 - 03J Water/Sewer Improvements
IDIS Activity: 1310 - Water Main Repair-Phase 2-Lincoln Park

Status: Open
Location: 67 Main St Lincoln Park, NJ 07035-1633

Objective: Create suitable living environments
Outcome: Availability/accessibility
Matrix Code: Water/Sewer Improvements (03J)

National Objective: LMA

Initial Funding Date: 09/23/2016

Description:

Replacement of 450 LF of water main line on Main Street.
Including 1 hydrant & 10 water services.

Financing

	Fund Type	Grant Year	Grant	Funded Amount	Drawn In Program Year	Drawn Thru Program Year
CDBG	EN	2016	B16UC340105	\$80,000.00	\$0.00	\$0.00
Total	Total			\$80,000.00	\$0.00	\$0.00

Proposed Accomplishments

People (General) : 1
Total Population in Service Area: 1,705
Census Tract Percent Low / Mod: 28.74

Annual Accomplishments

Years	Accomplishment Narrative	# Benefitting
2016	delays in the municipal bidding process has slowed the project. accomplishments will be reflected in PY 2017.	
2017	The project is 90% completed. Expect to close on this very soon. 10% remains until completion of project.	



U.S. Department of Housing and Urban Development
Office of Community Planning and Development
Integrated Disbursement and Information System
CDBG Activity Summary Report (GPR) for Program Year 2016
MORRIS COUNTY

Date: 21-Sep-2017
Time: 10:38
Page: 63

PGM Year: 2016
Project: 0035 - 03J Water/Sewer Improvements
IDIS Activity: 1311 - Budd Lake Drainage & Paving-Mt. Olive

Status: Open
Location: 24 Elizabeth Ln Mount Olive, NJ 07828-2102

Objective: Create suitable living environments
Outcome: Availability/accessibility
Matrix Code: Water/Sewer Improvements (03J)

National Objective: LMA

Initial Funding Date: 09/23/2016

Description:

Drainage improvements on Elizabeth Lane & Forest Road with 2,000 LF of drainage to alleviate undersized drainage to bear water runoff.

Financing

	Fund Type	Grant Year	Grant	Funded Amount	Drawn In Program Year	Drawn Thru Program Year
CDBG	EN	2016	B16UC340105	\$45,400.00	\$0.00	\$0.00
Total	Total			\$45,400.00	\$0.00	\$0.00

Proposed Accomplishments

People (General) : 1

Total Population in Service Area: 1,475

Census Tract Percent Low / Mod: 28.81

Annual Accomplishments

Years	Accomplishment Narrative	# Benefitting
2017	The project is about to begin within the next 30 days. Everything is ready.	



U.S. Department of Housing and Urban Development
Office of Community Planning and Development
Integrated Disbursement and Information System
CDBG Activity Summary Report (GPR) for Program Year 2016
MORRIS COUNTY

Date: 21-Sep-2017
Time: 10:38
Page: 64

PGM Year: 2016
Project: 0035 - 03J Water/Sewer Improvements
IDIS Activity: 1312 - Railroad Ave. & Marc Ct. Improvements-Netcong

Status: Open
Location: 45 Railroad Ave Netcong, NJ 07857-1606

Objective: Create suitable living environments
Outcome: Sustainability
Matrix Code: Water/Sewer Improvements (03J)

National Objective: LMA

Initial Funding Date: 09/23/2016

Description:

Remediate currently leaking water mains, including 1 hydrant and 16 services to existing dwellings.

Financing

	Fund Type	Grant Year	Grant	Funded Amount	Drawn In Program Year	Drawn Thru Program Year
CDBG	EN	2016	B16UC340105	\$80,000.00	\$0.00	\$0.00
Total	Total			\$80,000.00	\$0.00	\$0.00

Proposed Accomplishments

People (General) : 1

Total Population in Service Area: 3,250

Census Tract Percent Low / Mod: 33.38

Annual Accomplishments

Years	Accomplishment Narrative	# Benefitting
2016	The project was met with bidding delays. All accomplishments will be recorded in PY 2017.	
2017	The project is being implemented in tandem with the Phase 1 from 2015. There has been an extension granted & Bid package to go out to public early fall 2017.	



U.S. Department of Housing and Urban Development
Office of Community Planning and Development
Integrated Disbursement and Information System
CDBG Activity Summary Report (GPR) for Program Year 2016
MORRIS COUNTY

Date: 21-Sep-2017
Time: 10:38
Page: 65

PGM Year: 2016
Project: 0035 - 03J Water/Sewer Improvements
IDIS Activity: 1313 - Water Main Replacement-Rockaway Boro

Status: Completed 6/28/2017 12:00:00 AM
Location: 15 Broad St Rockaway, NJ 07866-3607

Objective: Create suitable living environments
Outcome: Sustainability
Matrix Code: Water/Sewer Improvements (03J) **National Objective:** LMA

Initial Funding Date: 09/23/2016

Description:

Upgrading the water main on Broad Street, Short Street and East Flagge Street.
This involves the replacement of 1,900 LF of 8" DIP, Four (4) hydrants, street restoration and granite block curbing on one side of Broad Street.

Financing

	Fund Type	Grant Year	Grant	Funded Amount	Drawn In Program Year	Drawn Thru Program Year
CDBG	EN	2016	B16UC340105	\$80,000.00	\$80,000.00	\$80,000.00
Total	Total			\$80,000.00	\$80,000.00	\$80,000.00

Proposed Accomplishments

People (General) : 1
Total Population in Service Area: 6,455
Census Tract Percent Low / Mod: 28.51

Annual Accomplishments

Years	Accomplishment Narrative	# Benefitting
2016	Water Main replacement to rectify leaking water problems has been completed. Increased service for the immediate area.	



U.S. Department of Housing and Urban Development
Office of Community Planning and Development
Integrated Disbursement and Information System
CDBG Activity Summary Report (GPR) for Program Year 2016
MORRIS COUNTY

Date: 21-Sep-2017
Time: 10:38
Page: 66

PGM Year:	2016				
Project:	0035 - 03J Water/Sewer Improvements				
IDIS Activity:	1314 - Water Main Improvement-Wharton				
Status:	Completed 8/16/2017 12:00:00 AM	Objective:	Create suitable living environments		
Location:	17 E Central Ave Wharton, NJ 07885-2201	Outcome:	Sustainability		
		Matrix Code:	Water/Sewer Improvements (03J)	National Objective:	LMA

Initial Funding Date: 09/23/2016

Description:

Water main replacement on E.
Central avenue from Main street to Church Street.
The replacement of 650 LF of water main and road restoration.

Financing

	Fund Type	Grant Year	Grant	Funded Amount	Drawn In Program Year	Drawn Thru Program Year
CDBG	EN	2016	B16UC340105	\$80,000.00	\$0.00	\$0.00
Total	Total			\$80,000.00	\$0.00	\$0.00

Proposed Accomplishments

People (General) : 1
Total Population in Service Area: 6,490
Census Tract Percent Low / Mod: 32.13

Annual Accomplishments

Years	Accomplishment Narrative	# Benefitting
2016	Work ongoing. Completion soon.	
2017	Project complete, improved services for the immediate area.	



U.S. Department of Housing and Urban Development
Office of Community Planning and Development
Integrated Disbursement and Information System
CDBG Activity Summary Report (GPR) for Program Year 2016
MORRIS COUNTY

Date: 21-Sep-2017
Time: 10:38
Page: 67

PGM Year: 2016
Project: 0036 - 03K Street Improvements
IDIS Activity: 1315 - Street Improvements-Montville

Status: Open
Location: 2 Longview Dr Towaco, NJ 07082-1503

Objective: Create suitable living environments
Outcome: Sustainability
Matrix Code: Street Improvements (03K)

National Objective: LMA

Initial Funding Date: 09/23/2016

Description:

Milling & paving 1,480 LF on roadways: Longview Drive and Eberhardt Court.

Financing

	Fund Type	Grant Year	Grant	Funded Amount	Drawn In Program Year	Drawn Thru Program Year
CDBG	EN	2016	B16UC340105	\$19,751.00	\$0.00	\$0.00
Total	Total			\$19,751.00	\$0.00	\$0.00

Proposed Accomplishments

People (General) : 1

Total Population in Service Area: 1,085

Census Tract Percent Low / Mod: 31.80

Annual Accomplishments

Years	Accomplishment Narrative	# Benefitting
2016	Accomplishments will be recorded in PY 2017...project has not begun yet.	
2017	There were numerous delays with the municipality. It is about to go out to bid by 9/1/17.	



U.S. Department of Housing and Urban Development
Office of Community Planning and Development
Integrated Disbursement and Information System
CDBG Activity Summary Report (GPR) for Program Year 2016
MORRIS COUNTY

Date: 21-Sep-2017
Time: 10:38
Page: 68

PGM Year: 2016
Project: 0036 - 03K Street Improvements
IDIS Activity: 1316 - Street Improvements-Roxbury

Status: Open
Location: 3 Spencer St Wharton, NJ 07885-1026

Objective: Create suitable living environments
Outcome: Sustainability
Matrix Code: Street Improvements (03K)

National Objective: LMA

Initial Funding Date: 09/23/2016

Description:

Road resurfacing on Birch Lane (850 LF), Spencer Street (460 LF) and James Street (1,125 LF).
ASphalt base course repaired if necessary.

Financing

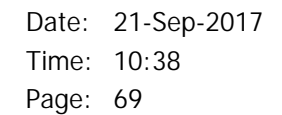
	Fund Type	Grant Year	Grant	Funded Amount	Drawn In Program Year	Drawn Thru Program Year
CDBG	EN	2016	B16UC340105	\$72,872.00	\$0.00	\$0.00
Total	Total			\$72,872.00	\$0.00	\$0.00

Proposed Accomplishments

People (General) : 1
Total Population in Service Area: 1,440
Census Tract Percent Low / Mod: 29.86

Annual Accomplishments

Years	Accomplishment Narrative	# Benefitting
2016	Delays with municipality. They have been granted an extension.	
2017	Project went out to bid on 8/2/17. Bid closes 8/29 & a contractor will be chosen by the municipality.	



Page: 69 of 97



U.S. Department of Housing and Urban Development
Office of Community Planning and Development
Integrated Disbursement and Information System
CDBG Activity Summary Report (GPR) for Program Year 2016
MORRIS COUNTY

Date: 21-Sep-2017
Time: 10:38
Page: 70

Income Category:

	Owner	Renter	Total	Person
Extremely Low	0	0	0	0
Low Mod	0	0	0	0
Moderate	0	0	0	0
Non Low Moderate	0	0	0	0
Total	0	0	0	0
Percent Low/Mod				

Annual Accomplishments

Years	Accomplishment Narrative	# Benefitting
2016	Bidding procedure took longer than expected, but project will now move along.	



U.S. Department of Housing and Urban Development
Office of Community Planning and Development
Integrated Disbursement and Information System
CDBG Activity Summary Report (GPR) for Program Year 2016
MORRIS COUNTY

Date: 21-Sep-2017
Time: 10:38
Page: 71

PGM Year: 2016
Project: 0038 - 03T Homeless Program Operations
IDIS Activity: 1318 - Program Rental costs & Salary-Family Promise

Status: Open
Location: 51 Washington St Morristown, NJ 07960-6811
Objective: Create suitable living environments
Outcome: Availability/accessibility
Matrix Code: Operating Costs of Homeless/AIDS Patients Programs (03T)
National Objective: LMC

Initial Funding Date: 09/23/2016

Description:

Rental for 1 year and partial salary for the Program Coordinator and Program Assistant.

Financing

	Fund Type	Grant Year	Grant	Funded Amount	Drawn In Program Year	Drawn Thru Program Year
CDBG	EN	2016	B16UC340105	\$35,000.00	\$24,815.03	\$24,815.03
Total	Total			\$35,000.00	\$24,815.03	\$24,815.03

Proposed Accomplishments

People (General) : 1

Actual Accomplishments

Number assisted:

	Owner		Renter		Total		Person	
	Total	Hispanic	Total	Hispanic	Total	Hispanic	Total	Hispanic
White:	0	0	0	0	0	0	284	49
Black/African American:	0	0	0	0	0	0	96	0
Asian:	0	0	0	0	0	0	6	0
American Indian/Alaskan Native:	0	0	0	0	0	0	4	0
Native Hawaiian/Other Pacific Islander:	0	0	0	0	0	0	0	0
American Indian/Alaskan Native & White:	0	0	0	0	0	0	0	0
Asian White:	0	0	0	0	0	0	0	0
Black/African American & White:	0	0	0	0	0	0	1	0
American Indian/Alaskan Native & Black/African American:	0	0	0	0	0	0	2	0
Other multi-racial:	0	0	0	0	0	0	111	0
Asian/Pacific Islander:	0	0	0	0	0	0	0	0
Hispanic:	0	0	0	0	0	0	0	0
Total:	0	0	0	0	0	0	504	49
Female-headed Households:	0		0		0			



U.S. Department of Housing and Urban Development
Office of Community Planning and Development
Integrated Disbursement and Information System
CDBG Activity Summary Report (GPR) for Program Year 2016
MORRIS COUNTY

Date: 21-Sep-2017

Time: 10:38

Page: 72

Income Category:

	Owner	Renter	Total	Person
Extremely Low	0	0	0	494
Low Mod	0	0	0	9
Moderate	0	0	0	1
Non Low Moderate	0	0	0	0
Total	0	0	0	504
Percent Low/Mod				100.0%

Annual Accomplishments

Years	Accomplishment Narrative	# Benefitting
2016	The program continues to serve Morris County residents in need of basic services.	
2017	The program is very successful in servicing the community in terms of outreach & services.	



U.S. Department of Housing and Urban Development
Office of Community Planning and Development
Integrated Disbursement and Information System
CDBG Activity Summary Report (GPR) for Program Year 2016
MORRIS COUNTY

Date: 21-Sep-2017
Time: 10:38
Page: 73

PGM Year: 2016
Project: 0039 - 05G Battered and Abused Spouses
IDIS Activity: 1319 - Children's Program-JBWS

Status: Completed 6/28/2017 12:00:00 AM
Location: Address Suppressed

Objective: Create suitable living environments
Outcome: Sustainability
Matrix Code: Battered and Abused Spouses (05G) **National Objective:** LMC

Initial Funding Date: 09/23/2016

Description:

36 hours of counseling services for 16 children of battered women while at JBWS facility.

Financing

	Fund Type	Grant Year	Grant	Funded Amount	Drawn In Program Year	Drawn Thru Program Year
CDBG	EN	2016	B16UC340105	\$15,000.00	\$15,000.00	\$15,000.00
Total	Total			\$15,000.00	\$15,000.00	\$15,000.00

Proposed Accomplishments

People (General) : 1

Actual Accomplishments

Number assisted:

	Owner		Renter		Total		Person	
	Total	Hispanic	Total	Hispanic	Total	Hispanic	Total	Hispanic
White:	0	0	0	0	0	0	3	0
Black/African American:	0	0	0	0	0	0	3	0
Asian:	0	0	0	0	0	0	0	0
American Indian/Alaskan Native:	0	0	0	0	0	0	0	0
Native Hawaiian/Other Pacific Islander:	0	0	0	0	0	0	0	0
American Indian/Alaskan Native & White:	0	0	0	0	0	0	0	0
Asian White:	0	0	0	0	0	0	0	0
Black/African American & White:	0	0	0	0	0	0	0	0
American Indian/Alaskan Native & Black/African American:	0	0	0	0	0	0	0	0
Other multi-racial:	0	0	0	0	0	0	10	0
Asian/Pacific Islander:	0	0	0	0	0	0	0	0
Hispanic:	0	0	0	0	0	0	0	0
Total:	0	0	0	0	0	0	16	0
Female-headed Households:	0		0		0			



U.S. Department of Housing and Urban Development
Office of Community Planning and Development
Integrated Disbursement and Information System
CDBG Activity Summary Report (GPR) for Program Year 2016
MORRIS COUNTY

Date: 21-Sep-2017
Time: 10:38
Page: 74

Income Category:

	Owner	Renter	Total	Person
Extremely Low	0	0	0	16
Low Mod	0	0	0	0
Moderate	0	0	0	0
Non Low Moderate	0	0	0	0
Total	0	0	0	16
Percent Low/Mod				100.0%

Annual Accomplishments

Years	Accomplishment Narrative	# Benefitting
2016	The organization continues to advance their mission to serve abused women & children. This is an excellent program.	



U.S. Department of Housing and Urban Development
Office of Community Planning and Development
Integrated Disbursement and Information System
CDBG Activity Summary Report (GPR) for Program Year 2016
MORRIS COUNTY

Date: 21-Sep-2017
Time: 10:38
Page: 75

PGM Year: 2016
Project: 0041 - 05H Employment Training
IDIS Activity: 1320 - Educational Assistance-Mental Health

Status: Open
Location: 100 Route 46 Mountain Lakes, NJ 07046-1745

Objective: Create suitable living environments
Outcome: Availability/accessibility
Matrix Code: Employment Training (05H) **National Objective:** LMC

Initial Funding Date: 09/23/2016

Description:

Provides scholarships for mental health consumers in recovery from debilitating mental illness.

Financing

	Fund Type	Grant Year	Grant	Funded Amount	Drawn In Program Year	Drawn Thru Program Year
CDBG	EN	2016	B16UC340105	\$13,827.00	\$7,866.70	\$7,866.70
Total	Total			\$13,827.00	\$7,866.70	\$7,866.70

Proposed Accomplishments

People (General) : 1

Actual Accomplishments

Number assisted:

	Owner		Renter		Total		Person	
	Total	Hispanic	Total	Hispanic	Total	Hispanic	Total	Hispanic
White:	0	0	0	0	0	0	10	1
Black/African American:	0	0	0	0	0	0	4	0
Asian:	0	0	0	0	0	0	1	0
American Indian/Alaskan Native:	0	0	0	0	0	0	0	0
Native Hawaiian/Other Pacific Islander:	0	0	0	0	0	0	0	0
American Indian/Alaskan Native & White:	0	0	0	0	0	0	0	0
Asian White:	0	0	0	0	0	0	0	0
Black/African American & White:	0	0	0	0	0	0	0	0
American Indian/Alaskan Native & Black/African American:	0	0	0	0	0	0	0	0
Other multi-racial:	0	0	0	0	0	0	2	0
Asian/Pacific Islander:	0	0	0	0	0	0	0	0
Hispanic:	0	0	0	0	0	0	0	0
Total:	0	0	0	0	0	0	17	1
Female-headed Households:	0		0		0			



U.S. Department of Housing and Urban Development
Office of Community Planning and Development
Integrated Disbursement and Information System
CDBG Activity Summary Report (GPR) for Program Year 2016
MORRIS COUNTY

Date: 21-Sep-2017

Time: 10:38

Page: 76

Income Category:

	Owner	Renter	Total	Person
Extremely Low	0	0	0	14
Low Mod	0	0	0	3
Moderate	0	0	0	0
Non Low Moderate	0	0	0	0
Total	0	0	0	17
Percent Low/Mod				100.0%

Annual Accomplishments

Years	Accomplishment Narrative	# Benefitting
2016	The program is a very successful and continues to serve the need of special populations.	
2017	The program continues to serve a special population of people who cannot be neglected.	



U.S. Department of Housing and Urban Development
Office of Community Planning and Development
Integrated Disbursement and Information System
CDBG Activity Summary Report (GPR) for Program Year 2016
MORRIS COUNTY

Date: 21-Sep-2017
Time: 10:38
Page: 77

PGM Year: 2016
Project: 0042 - 05L Child Care Services
IDIS Activity: 1321 - Summer Camp Scholarships-Cedar Hill CD

Status: Completed 2/17/2017 12:00:00 AM
Location: 226 Cornelia St Boonton, NJ 07005-1712

Objective: Create suitable living environments
Outcome: Availability/accessibility
Matrix Code: Child Care Services (05L)

National Objective: LMC

Initial Funding Date: 09/23/2016

Description:

Summer camp scholarships to provide after school and summer camp scholarships & activities to lowmod income families.

Financing

	Fund Type	Grant Year	Grant	Funded Amount	Drawn In Program Year	Drawn Thru Program Year
CDBG	EN	2016	B16UC340105	\$18,500.00	\$18,500.00	\$18,500.00
Total	Total			\$18,500.00	\$18,500.00	\$18,500.00

Proposed Accomplishments

People (General) : 1

Actual Accomplishments

Number assisted:

	Owner		Renter		Total		Person	
	Total	Hispanic	Total	Hispanic	Total	Hispanic	Total	Hispanic
White:	0	0	0	0	0	0	13	11
Black/African American:	0	0	0	0	0	0	10	0
Asian:	0	0	0	0	0	0	0	0
American Indian/Alaskan Native:	0	0	0	0	0	0	0	0
Native Hawaiian/Other Pacific Islander:	0	0	0	0	0	0	0	0
American Indian/Alaskan Native & White:	0	0	0	0	0	0	0	0
Asian White:	0	0	0	0	0	0	0	0
Black/African American & White:	0	0	0	0	0	0	0	0
American Indian/Alaskan Native & Black/African American:	0	0	0	0	0	0	0	0
Other multi-racial:	0	0	0	0	0	0	0	0
Asian/Pacific Islander:	0	0	0	0	0	0	0	0
Hispanic:	0	0	0	0	0	0	0	0
Total:	0	0	0	0	0	0	23	11
Female-headed Households:	0		0		0			



U.S. Department of Housing and Urban Development
Office of Community Planning and Development
Integrated Disbursement and Information System
CDBG Activity Summary Report (GPR) for Program Year 2016
MORRIS COUNTY

Date: 21-Sep-2017

Time: 10:38

Page: 78

Income Category:

	Owner	Renter	Total	Person
Extremely Low	0	0	0	6
Low Mod	0	0	0	16
Moderate	0	0	0	1
Non Low Moderate	0	0	0	0
Total	0	0	0	23
Percent Low/Mod				100.0%

Annual Accomplishments

Years	Accomplishment Narrative	# Benefitting
2016	23 children were served in the scholarship program.	



U.S. Department of Housing and Urban Development
Office of Community Planning and Development
Integrated Disbursement and Information System
CDBG Activity Summary Report (GPR) for Program Year 2016
MORRIS COUNTY

Date: 21-Sep-2017
Time: 10:38
Page: 79

PGM Year: 2016
Project: 0042 - 05L Child Care Services
IDIS Activity: 1322 - Childcare Scholarships-Children on the Green

Status: Open
Location: 50 S Park Pl Morristown, NJ 07960-3943

Objective: Create suitable living environments
Outcome: Availability/accessibility
Matrix Code: Child Care Services (05L)

National Objective: LMC

Initial Funding Date: 09/23/2016

Description:
Provides scholarship funding to low income families.

Financing

	Fund Type	Grant Year	Grant	Funded Amount	Drawn In Program Year	Drawn Thru Program Year
CDBG	EN	2016	B16UC340105	\$30,000.00	\$17,937.72	\$17,937.72
Total	Total			\$30,000.00	\$17,937.72	\$17,937.72

Proposed Accomplishments

People (General) : 1

Actual Accomplishments

Number assisted:

	Owner		Renter		Total		Person	
	Total	Hispanic	Total	Hispanic	Total	Hispanic	Total	Hispanic
White:	0	0	0	0	0	0		0
Black/African American:	0	0	0	0	0	0	0	0
Asian:	0	0	0	0	0	0	0	0
American Indian/Alaskan Native:	0	0	0	0	0	0	0	0
Native Hawaiian/Other Pacific Islander:	0	0	0	0	0	0	0	0
American Indian/Alaskan Native & White:	0	0	0	0	0	0	0	0
Asian White:	0	0	0	0	0	0	0	0
Black/African American & White:	0	0	0	0	0	0	0	0
American Indian/Alaskan Native & Black/African American:	0	0	0	0	0	0	0	0
Other multi-racial:	0	0	0	0	0	0	0	0
Asian/Pacific Islander:	0	0	0	0	0	0	0	0
Hispanic:	0	0	0	0	0	0	0	0
Total:	0	0	0	0	0	0	0	0
Female-headed Households:	0		0		0			



U.S. Department of Housing and Urban Development
Office of Community Planning and Development
Integrated Disbursement and Information System
CDBG Activity Summary Report (GPR) for Program Year 2016
MORRIS COUNTY

Date: 21-Sep-2017

Time: 10:38

Page: 80

Income Category:

	Owner	Renter	Total	Person
Extremely Low	0	0	0	0
Low Mod	0	0	0	0
Moderate	0	0	0	0
Non Low Moderate	0	0	0	0
Total	0	0	0	0
Percent Low/Mod				

Annual Accomplishments

Years	Accomplishment Narrative	# Benefitting
2016	The program continues to serve the low/low mod working families with child care services.	



U.S. Department of Housing and Urban Development
Office of Community Planning and Development
Integrated Disbursement and Information System
CDBG Activity Summary Report (GPR) for Program Year 2016
MORRIS COUNTY

Date: 21-Sep-2017
Time: 10:38
Page: 81

PGM Year: 2016
Project: 0042 - 05L Child Care Services
IDIS Activity: 1323 - Morristown Neighborhood House

Status: Open
Location: 12 Flagler St Morristown, NJ 07960-3913

Objective: Create suitable living environments
Outcome: Availability/accessibility
Matrix Code: Child Care Services (05L)

National Objective: LMC

Initial Funding Date: 09/23/2016

Description:

Provides child care scholarships for children from low income families.

Financing

	Fund Type	Grant Year	Grant	Funded Amount	Drawn In Program Year	Drawn Thru Program Year
CDBG	EN	2016	B16UC340105	\$40,000.00	\$27,995.52	\$27,995.52
Total	Total			\$40,000.00	\$27,995.52	\$27,995.52

Proposed Accomplishments

People (General) : 1

Actual Accomplishments

Number assisted:

	Owner		Renter		Total		Person	
	Total	Hispanic	Total	Hispanic	Total	Hispanic	Total	Hispanic
White:	0	0	0	0	0	0	22	22
Black/African American:	0	0	0	0	0	0	1	0
Asian:	0	0	0	0	0	0	0	0
American Indian/Alaskan Native:	0	0	0	0	0	0	0	0
Native Hawaiian/Other Pacific Islander:	0	0	0	0	0	0	0	0
American Indian/Alaskan Native & White:	0	0	0	0	0	0	0	0
Asian White:	0	0	0	0	0	0	0	0
Black/African American & White:	0	0	0	0	0	0	0	0
American Indian/Alaskan Native & Black/African American:	0	0	0	0	0	0	0	0
Other multi-racial:	0	0	0	0	0	0	0	0
Asian/Pacific Islander:	0	0	0	0	0	0	0	0
Hispanic:	0	0	0	0	0	0	0	0
Total:	0	0	0	0	0	0	23	22
Female-headed Households:	0		0		0			



U.S. Department of Housing and Urban Development
Office of Community Planning and Development
Integrated Disbursement and Information System
CDBG Activity Summary Report (GPR) for Program Year 2016
MORRIS COUNTY

Date: 21-Sep-2017

Time: 10:38

Page: 82

Income Category:

	Owner	Renter	Total	Person
Extremely Low	0	0	0	23
Low Mod	0	0	0	0
Moderate	0	0	0	0
Non Low Moderate	0	0	0	0
Total	0	0	0	23
Percent Low/Mod				100.0%

Annual Accomplishments

Years	Accomplishment Narrative	# Benefitting
2016	The Morristown Neighborhood House serves the low/low mod working families of Morristown with child care services. All accomplishments were within the 2016 program year.	



U.S. Department of Housing and Urban Development
Office of Community Planning and Development
Integrated Disbursement and Information System
CDBG Activity Summary Report (GPR) for Program Year 2016
MORRIS COUNTY

Date: 21-Sep-2017
Time: 10:38
Page: 83

PGM Year: 2016
Project: 0042 - 05L Child Care Services
IDIS Activity: 1324 - Day Care Scholarships-Salvation Army

Status: Open
Location: 95 Spring St Morristown, NJ 07960-3946

Objective: Create suitable living environments
Outcome: Availability/accessibility
Matrix Code: Child Care Services (05L)

National Objective: LMC

Initial Funding Date: 09/23/2016

Description:

Provides childcare scholarships for children from low income families.

Financing

	Fund Type	Grant Year	Grant	Funded Amount	Drawn In Program Year	Drawn Thru Program Year
CDBG	EN	2016	B16UC340105	\$20,000.00	\$0.00	\$0.00
Total	Total			\$20,000.00	\$0.00	\$0.00

Proposed Accomplishments

People (General) : 1

Actual Accomplishments

Number assisted:

	Owner		Renter		Total		Person	
	Total	Hispanic	Total	Hispanic	Total	Hispanic	Total	Hispanic
White:	0	0	0	0	0	0		0
Black/African American:	0	0	0	0	0	0	0	0
Asian:	0	0	0	0	0	0	0	0
American Indian/Alaskan Native:	0	0	0	0	0	0	0	0
Native Hawaiian/Other Pacific Islander:	0	0	0	0	0	0	0	0
American Indian/Alaskan Native & White:	0	0	0	0	0	0	0	0
Asian White:	0	0	0	0	0	0	0	0
Black/African American & White:	0	0	0	0	0	0	0	0
American Indian/Alaskan Native & Black/African American:	0	0	0	0	0	0	0	0
Other multi-racial:	0	0	0	0	0	0	0	0
Asian/Pacific Islander:	0	0	0	0	0	0	0	0
Hispanic:	0	0	0	0	0	0	0	0
Total:	0	0	0	0	0	0	0	0
Female-headed Households:	0		0		0			



U.S. Department of Housing and Urban Development
Office of Community Planning and Development
Integrated Disbursement and Information System
CDBG Activity Summary Report (GPR) for Program Year 2016
MORRIS COUNTY

Date: 21-Sep-2017

Time: 10:38

Page: 84

Income Category:

	Owner	Renter	Total	Person
Extremely Low	0	0	0	0
Low Mod	0	0	0	0
Moderate	0	0	0	0
Non Low Moderate	0	0	0	0
Total	0	0	0	0
Percent Low/Mod				

Annual Accomplishments

Years	Accomplishment Narrative	# Benefitting
2016	The Salvation continues to serve low/low mod income families through this day care program.	



U.S. Department of Housing and Urban Development
Office of Community Planning and Development
Integrated Disbursement and Information System
CDBG Activity Summary Report (GPR) for Program Year 2016
MORRIS COUNTY

Date: 21-Sep-2017
Time: 10:38
Page: 85

PGM Year:	2016				
Project:	0045 - 05N Abused Neglected Children				
IDIS Activity:	1325 - Case Supervisor Positions-CASA				
Status:	Completed 6/28/2017 12:00:00 AM	Objective:	Create suitable living environments		
Location:	18 Cattano Ave Morristown, NJ 07960-6846	Outcome:	Availability/accessibility		
		Matrix Code:	Abused and Neglected Children (05N)	National Objective:	LMC

Initial Funding Date: 09/23/2016

Description:

Fund Case Supervisor Salary Positions (2) in order to mentor Morris County abused and neglected foster youth who are a part of the court system presently living in foster homes and residential facilities.

Financing

	Fund Type	Grant Year	Grant	Funded Amount	Drawn In Program Year	Drawn Thru Program Year
CDBG	EN	2016	B16UC340105	\$50,000.00	\$46,608.60	\$46,608.60
Total	Total			\$50,000.00	\$46,608.60	\$46,608.60

Proposed Accomplishments

People (General) : 1

Actual Accomplishments

Number assisted:

	Owner		Renter		Total		Person	
	Total	Hispanic	Total	Hispanic	Total	Hispanic	Total	Hispanic
White:	0	0	0	0	0	0	132	29
Black/African American:	0	0	0	0	0	0	13	3
Asian:	0	0	0	0	0	0	0	0
American Indian/Alaskan Native:	0	0	0	0	0	0	0	0
Native Hawaiian/Other Pacific Islander:	0	0	0	0	0	0	0	0
American Indian/Alaskan Native & White:	0	0	0	0	0	0	0	0
Asian White:	0	0	0	0	0	0	0	0
Black/African American & White:	0	0	0	0	0	0	0	0
American Indian/Alaskan Native & Black/African American:	0	0	0	0	0	0	0	0
Other multi-racial:	0	0	0	0	0	0	0	0
Asian/Pacific Islander:	0	0	0	0	0	0	0	0
Hispanic:	0	0	0	0	0	0	0	0
Total:	0	0	0	0	0	0	145	32
Female-headed Households:	0		0		0			



U.S. Department of Housing and Urban Development
Office of Community Planning and Development
Integrated Disbursement and Information System
CDBG Activity Summary Report (GPR) for Program Year 2016
MORRIS COUNTY

Date: 21-Sep-2017

Time: 10:38

Page: 86

Income Category:

	Owner	Renter	Total	Person
Extremely Low	0	0	0	108
Low Mod	0	0	0	37
Moderate	0	0	0	0
Non Low Moderate	0	0	0	0
Total	0	0	0	145
Percent Low/Mod				100.0%

Annual Accomplishments

Years	Accomplishment Narrative	# Benefitting
2016	The organization continues to provide services for abused children in coordination with the state of NJ. all accomplishments were within the 2016PY.	



U.S. Department of Housing and Urban Development
Office of Community Planning and Development
Integrated Disbursement and Information System
CDBG Activity Summary Report (GPR) for Program Year 2016
MORRIS COUNTY

Date: 21-Sep-2017
Time: 10:38
Page: 87

PGM Year: 2016
Project: 0045 - 05N Abused Neglected Children
IDIS Activity: 1326 - Clinical Counseling Program-Deirdre O'Brien

Status: Completed 6/28/2017 12:00:00 AM
Location: 8 Court St Morristown, NJ 07960-5112

Objective: Create suitable living environments
Outcome: Availability/accessibility
Matrix Code: Abused and Neglected Children (05N) **National Objective:** LMC

Initial Funding Date: 09/23/2016

Description:

Clinical counseling Program-salary for 2 full time counselors, of which 1 is bi-lingual, provide counseling to child victims. The program offers individual therapy, crisis intervention and case management.

Financing

	Fund Type	Grant Year	Grant	Funded Amount	Drawn In Program Year	Drawn Thru Program Year
CDBG	EN	2016	B16UC340105	\$40,000.00	\$28,814.32	\$28,814.32
Total	Total			\$40,000.00	\$28,814.32	\$28,814.32

Proposed Accomplishments

People (General) : 1

Actual Accomplishments

Number assisted:

	Owner		Renter		Total		Person	
	Total	Hispanic	Total	Hispanic	Total	Hispanic	Total	Hispanic
White:	0	0	0	0	0	0	15	6
Black/African American:	0	0	0	0	0	0	1	0
Asian:	0	0	0	0	0	0	0	0
American Indian/Alaskan Native:	0	0	0	0	0	0	0	0
Native Hawaiian/Other Pacific Islander:	0	0	0	0	0	0	0	0
American Indian/Alaskan Native & White:	0	0	0	0	0	0	0	0
Asian White:	0	0	0	0	0	0	0	0
Black/African American & White:	0	0	0	0	0	0	1	0
American Indian/Alaskan Native & Black/African American:	0	0	0	0	0	0	0	0
Other multi-racial:	0	0	0	0	0	0	1	0
Asian/Pacific Islander:	0	0	0	0	0	0	0	0
Hispanic:	0	0	0	0	0	0	0	0
Total:	0	0	0	0	0	0	18	6
Female-headed Households:	0		0		0			



U.S. Department of Housing and Urban Development
Office of Community Planning and Development
Integrated Disbursement and Information System
CDBG Activity Summary Report (GPR) for Program Year 2016
MORRIS COUNTY

Date: 21-Sep-2017

Time: 10:38

Page: 88

Income Category:

	Owner	Renter	Total	Person
Extremely Low	0	0	0	10
Low Mod	0	0	0	5
Moderate	0	0	0	3
Non Low Moderate	0	0	0	0
Total	0	0	0	18
Percent Low/Mod				100.0%

Annual Accomplishments

Years	Accomplishment Narrative	# Benefitting
2016	All accomplishments were during PY 2016. The organization continues in it's mission to serve abused children through clinical counseling.	



U.S. Department of Housing and Urban Development
Office of Community Planning and Development
Integrated Disbursement and Information System
CDBG Activity Summary Report (GPR) for Program Year 2016
MORRIS COUNTY

Date: 21-Sep-2017
Time: 10:38
Page: 89

PGM Year: 2016
Project: 0047 - Housing Rehabilitation
IDIS Activity: 1327 - Fix-It Program

Status: Open
Location: Address Suppressed

Objective: Create suitable living environments
Outcome: Sustainability
Matrix Code: Rehab; Single-Unit Residential (14A) **National Objective:** LMH

Initial Funding Date: 09/23/2016

Description:

Provides minor home repairs to senior citizens, disabled, single parents, all of low lowmod income.

Financing

	Fund Type	Grant Year	Grant	Funded Amount	Drawn In Program Year	Drawn Thru Program Year
CDBG	EN	2016	B16UC340105	\$99,600.00	\$48,873.00	\$48,873.00
Total	Total			\$99,600.00	\$48,873.00	\$48,873.00

Proposed Accomplishments

Housing Units : 1

Actual Accomplishments

Number assisted:

	Owner		Renter		Total		Person	
	Total	Hispanic	Total	Hispanic	Total	Hispanic	Total	Hispanic
White:	55	0	0	0	55	0	0	0
Black/African American:	4	0	0	0	4	0	0	0
Asian:	0	0	0	0	0	0	0	0
American Indian/Alaskan Native:	0	0	0	0	0	0	0	0
Native Hawaiian/Other Pacific Islander:	0	0	0	0	0	0	0	0
American Indian/Alaskan Native & White:	0	0	0	0	0	0	0	0
Asian White:	0	0	0	0	0	0	0	0
Black/African American & White:	0	0	0	0	0	0	0	0
American Indian/Alaskan Native & Black/African American:	0	0	0	0	0	0	0	0
Other multi-racial:	3	0	0	0	3	0	0	0
Asian/Pacific Islander:	0	0	0	0	0	0	0	0
Hispanic:	0	0	0	0	0	0	0	0
Total:	62	0	0	0	62	0	0	0
Female-headed Households:	0		0		0			



U.S. Department of Housing and Urban Development
Office of Community Planning and Development
Integrated Disbursement and Information System
CDBG Activity Summary Report (GPR) for Program Year 2016
MORRIS COUNTY

Date: 21-Sep-2017

Time: 10:38

Page: 90

Income Category:

	Owner	Renter	Total	Person
Extremely Low	39	0	39	0
Low Mod	12	0	12	0
Moderate	11	0	11	0
Non Low Moderate	0	0	0	0
Total	62	0	62	0
Percent Low/Mod	100.0%		100.0%	

Annual Accomplishments

Years	Accomplishment Narrative	# Benefitting
2016	The Fix-It Program continues to provide minor repairs to senior citizens, and low income residents of Morris County.	



U.S. Department of Housing and Urban Development
Office of Community Planning and Development
Integrated Disbursement and Information System
CDBG Activity Summary Report (GPR) for Program Year 2016
MORRIS COUNTY

Date: 21-Sep-2017
Time: 10:38
Page: 91

PGM Year: 2016
Project: 0047 - Housing Rehabilitation
IDIS Activity: 1328 - Housing Rehabilitation Program

Status: Open
Location: 30 Schuyler Pl Morristown, NJ 07960-5193

Objective: Create suitable living environments
Outcome: Sustainability
Matrix Code: Rehab; Single-Unit Residential (14A) **National Objective:** LMH

Initial Funding Date: 09/23/2016

Description:

Single family owner occupied Rehabilitation Program to assist owners with code related repairs.

Financing

	Fund Type	Grant Year	Grant	Funded Amount	Drawn In Program Year	Drawn Thru Program Year
CDBG	EN	2016	B16UC340105	\$200,000.00	\$0.00	\$0.00
	PI			\$80,868.97	\$65,868.97	\$65,868.97
Total	Total			\$280,868.97	\$65,868.97	\$65,868.97

Proposed Accomplishments

Housing Units : 1

Actual Accomplishments

Number assisted:

	Owner		Renter		Total		Person	
	Total	Hispanic	Total	Hispanic	Total	Hispanic	Total	Hispanic
White:	0	0	0	0	0	0		0
Black/African American:	0	0	0	0	0	0	0	0
Asian:	0	0	0	0	0	0	0	0
American Indian/Alaskan Native:	0	0	0	0	0	0	0	0
Native Hawaiian/Other Pacific Islander:	0	0	0	0	0	0	0	0
American Indian/Alaskan Native & White:	0	0	0	0	0	0	0	0
Asian White:	0	0	0	0	0	0	0	0
Black/African American & White:	0	0	0	0	0	0	0	0
American Indian/Alaskan Native & Black/African American:	0	0	0	0	0	0	0	0
Other multi-racial:	0	0	0	0	0	0	0	0
Asian/Pacific Islander:	0	0	0	0	0	0	0	0
Hispanic:	0	0	0	0	0	0	0	0
Total:	0	0	0	0	0	0	0	0
Female-headed Households:	0		0		0			



U.S. Department of Housing and Urban Development
Office of Community Planning and Development
Integrated Disbursement and Information System
CDBG Activity Summary Report (GPR) for Program Year 2016
MORRIS COUNTY

Date: 21-Sep-2017

Time: 10:38

Page: 92

Income Category:

	Owner	Renter	Total	Person
Extremely Low	0	0	0	0
Low Mod	0	0	0	0
Moderate	0	0	0	0
Non Low Moderate	0	0	0	0
Total	0	0	0	0
Percent Low/Mod				

Annual Accomplishments

No data returned for this view. This might be because the applied filter excludes all data.



U.S. Department of Housing and Urban Development
Office of Community Planning and Development
Integrated Disbursement and Information System
CDBG Activity Summary Report (GPR) for Program Year 2016
MORRIS COUNTY

Date: 21-Sep-2017
Time: 10:38
Page: 93

PGM Year:	2016	
Project:	0029 - Administration	
IDIS Activity:	1329 - Administration	
Status:	Open	Objective:
Location:	,	Outcome:
		Matrix Code: General Program Administration (21A)
		National Objective:

Initial Funding Date: 09/23/2016

Description:

Ongoing program management and oversight

Financing

	Fund Type	Grant Year	Grant	Funded Amount	Drawn In Program Year	Drawn Thru Program Year
CDBG	EN	2016	B16UC340105	\$349,770.00	\$218,927.83	\$218,927.83
Total	Total			\$349,770.00	\$218,927.83	\$218,927.83

Proposed Accomplishments

Actual Accomplishments

Number assisted:

	Owner		Renter		Total		Person	
	Total	Hispanic	Total	Hispanic	Total	Hispanic	Total	Hispanic
White:					0	0		
Black/African American:					0	0		
Asian:					0	0		
American Indian/Alaskan Native:					0	0		
Native Hawaiian/Other Pacific Islander:					0	0		
American Indian/Alaskan Native & White:					0	0		
Asian White:					0	0		
Black/African American & White:					0	0		
American Indian/Alaskan Native & Black/African American:					0	0		
Other multi-racial:					0	0		
Asian/Pacific Islander:					0	0		
Hispanic:					0	0		
Total:	0	0	0	0	0	0	0	0
Female-headed Households:					0			

Income Category:

	Owner	Renter	Total	Person
--	-------	--------	-------	--------



U.S. Department of Housing and Urban Development
Office of Community Planning and Development
Integrated Disbursement and Information System
CDBG Activity Summary Report (GPR) for Program Year 2016
MORRIS COUNTY

Date: 21-Sep-2017

Time: 10:38

Page: 94

Extremely Low			0	
Low Mod			0	
Moderate			0	
Non Low Moderate			0	
Total	0	0	0	0
Percent Low/Mod				

Annual Accomplishments

No data returned for this view. This might be because the applied filter excludes all data.



U.S. Department of Housing and Urban Development
Office of Community Planning and Development
Integrated Disbursement and Information System
CDBG Activity Summary Report (GPR) for Program Year 2016
MORRIS COUNTY

Date: 21-Sep-2017
Time: 10:38
Page: 95

PGM Year:	2016				
Project:	0051 - 14H Rehabilitation Administration				
IDIS Activity:	1335 - 14H Rehabilitation Administration-Delivery				
Status:	Open	Objective:	Provide decent affordable housing		
Location:	30 Schuyler Pl Morristown, NJ 07960-5193	Outcome:	Availability/accessibility		
		Matrix Code:	Rehabilitation Administration (14H)	National Objective:	LMH

Initial Funding Date: 09/23/2016

Description:

Reimburse Admin for costs of Rehab.
Administration.

Financing

	Fund Type	Grant Year	Grant	Funded Amount	Drawn In Program Year	Drawn Thru Program Year
CDBG	EN	2015	B15UC340105	\$67,046.49	\$0.00	\$0.00
		2016	B16UC340105	\$65,000.00	\$54,907.54	\$54,907.54
Total	Total			\$132,046.49	\$54,907.54	\$54,907.54

Proposed Accomplishments

Actual Accomplishments

Number assisted:

	Owner		Renter		Total		Person	
	Total	Hispanic	Total	Hispanic	Total	Hispanic	Total	Hispanic
White:	0	0	0	0	0	0		0
Black/African American:	0	0	0	0	0	0	0	0
Asian:	0	0	0	0	0	0	0	0
American Indian/Alaskan Native:	0	0	0	0	0	0	0	0
Native Hawaiian/Other Pacific Islander:	0	0	0	0	0	0	0	0
American Indian/Alaskan Native & White:	0	0	0	0	0	0	0	0
Asian White:	0	0	0	0	0	0	0	0
Black/African American & White:	0	0	0	0	0	0	0	0
American Indian/Alaskan Native & Black/African American:	0	0	0	0	0	0	0	0
Other multi-racial:	0	0	0	0	0	0	0	0
Asian/Pacific Islander:	0	0	0	0	0	0	0	0
Hispanic:	0	0	0	0	0	0	0	0
Total:	0	0	0	0	0	0	0	0
Female-headed Households:	0		0		0			



U.S. Department of Housing and Urban Development
Office of Community Planning and Development
Integrated Disbursement and Information System
CDBG Activity Summary Report (GPR) for Program Year 2016
MORRIS COUNTY

Date: 21-Sep-2017
Time: 10:38
Page: 96

Income Category:

	Owner	Renter	Total	Person
Extremely Low	0	0	0	0
Low Mod	0	0	0	0
Moderate	0	0	0	0
Non Low Moderate	0	0	0	0
Total	0	0	0	0
Percent Low/Mod				

Annual Accomplishments

Years	Accomplishment Narrative	# Benefitting
2016	The Rehabilitation Program continues to serve the low/low mod homeowners of Morris County. all accomplishments/beneficiaries are to be recorded in #1328-Rehabilitation Program.	
2017	The Rehabilitation Program continues to serve low/low mod income homeowners with code violation & health & safety issues. all accomplishment/beneficiary data recorded in #1328-Rehabilitation Program.	



U.S. Department of Housing and Urban Development
Office of Community Planning and Development
Integrated Disbursement and Information System
CDBG Activity Summary Report (GPR) for Program Year 2016
MORRIS COUNTY

Date: 21-Sep-2017
Time: 10:38
Page: 97

Total Funded Amount:	\$5,028,802.80
Total Drawn Thru Program Year:	\$3,432,275.48
Total Drawn In Program Year:	\$1,913,210.48



U.S. Department of Housing and Urban Development
Office of Community Planning and Development
Integrated Disbursement and Information System
Status of HOME Grants
MORRIS COUNTY CONSORTIUM

DATE: 09-08-17
TIME: 12:45
PAGE: 1

IDIS - PR27

Commitments from Authorized Funds

Fiscal Year	Total Authorization	Admin/CHDO OP Authorization	CR/CL/CC – Amount Committed to CHDOS	% CHDO Cmtd	SU Funds-Subgrants to Other Entities	EN Funds-PJ Committed to Activities	Total Authorized Commitments	% of Auth Cmtd
1992	\$709,000.00	\$30,750.00	\$285,000.00	40.1%	\$0.00	\$393,250.00	\$709,000.00	100.0%
1993	\$480,000.00	\$48,000.00	\$72,000.00	15.0%	\$0.00	\$360,000.00	\$480,000.00	100.0%
1994	\$499,000.00	\$44,050.00	\$74,850.00	15.0%	\$150,000.00	\$230,100.00	\$499,000.00	100.0%
1995	\$817,000.00	\$81,700.00	\$122,550.00	15.0%	\$0.00	\$612,750.00	\$817,000.00	100.0%
1996	\$771,000.00	\$70,850.00	\$115,650.00	15.0%	\$0.00	\$584,500.00	\$771,000.00	100.0%
1997	\$686,000.00	\$68,500.00	\$107,950.00	15.7%	\$0.00	\$509,550.00	\$686,000.00	100.0%
1998	\$723,000.00	\$68,000.00	\$150,000.00	20.7%	\$0.00	\$505,000.00	\$723,000.00	100.0%
1999	\$778,000.00	\$77,800.00	\$350,000.00	44.9%	\$0.00	\$350,200.00	\$778,000.00	100.0%
2000	\$871,000.00	\$87,100.00	\$130,650.00	15.0%	\$0.00	\$653,250.00	\$871,000.00	100.0%
2001	\$963,000.00	\$0.00	\$144,450.00	15.0%	\$0.00	\$818,550.00	\$963,000.00	100.0%
2002	\$967,000.00	\$19,000.00	\$145,050.00	15.0%	\$0.00	\$802,950.00	\$967,000.00	100.0%
2003	\$1,205,483.00	\$75,000.00	\$228,022.98	18.9%	\$0.00	\$902,460.02	\$1,205,483.00	100.0%
2004	\$1,326,623.00	\$110,000.00	\$179,899.05	13.5%	\$0.00	\$1,036,723.95	\$1,326,623.00	100.0%
2005	\$1,203,386.00	\$116,100.00	\$174,614.25	14.5%	\$0.00	\$912,671.75	\$1,203,386.00	100.0%
2006	\$1,116,948.00	\$109,734.00	\$164,601.30	14.7%	\$0.00	\$842,612.70	\$1,116,948.00	100.0%
2007	\$1,116,179.00	\$109,657.00	\$198,807.40	17.8%	\$0.00	\$807,714.60	\$1,116,179.00	100.0%
2008	\$1,061,517.00	\$105,359.50	\$400,000.00	37.6%	\$0.00	\$556,157.50	\$1,061,517.00	100.0%
2009	\$1,173,613.00	\$117,361.30	\$530,300.00	45.1%	\$0.00	\$525,951.70	\$1,173,613.00	100.0%
2010	\$1,164,740.00	\$114,665.12	\$0.00	0.0%	\$0.00	\$1,050,074.88	\$1,164,740.00	100.0%
2011	\$1,030,692.00	\$103,069.20	\$240,000.00	23.2%	\$0.00	\$687,622.80	\$1,030,692.00	100.0%
2012	\$618,281.00	\$61,828.10	\$92,742.15	15.0%	\$0.00	\$463,710.75	\$618,281.00	100.0%
2013	\$608,543.00	\$60,854.00	\$91,282.00	15.0%	\$0.00	\$456,407.00	\$608,543.00	100.0%
2014	\$654,367.00	\$65,436.70	\$155,057.57	23.6%	\$0.00	\$430,077.68	\$650,571.95	99.4%
2015	\$589,936.00	\$58,993.60	\$100,000.00	16.9%	\$0.00	\$430,942.40	\$589,936.00	100.0%
2016	\$603,869.00	\$60,386.90	\$100,000.00	16.5%	\$0.00	\$143,192.00	\$303,578.90	50.2%
Total	\$21,738,177.00	\$1,864,195.42	\$4,353,476.70	20.0%	\$150,000.00	\$15,066,419.73	\$21,434,091.85	98.6%



U.S. Department of Housing and Urban Development
Office of Community Planning and Development
Integrated Disbursement and Information System
Status of HOME Grants
MORRIS COUNTY CONSORTIUM

DATE: 09-08-17
TIME: 12:45
PAGE: 2

IDIS - PR27

Program Income (PI)

Program Year	Total Receipts	Amount Suballocated to PA	Amount Committed to Activities	% Committed	Net Disbursed	Disbursed Pending Approval	Total Disbursed	% Disbursed
1992	\$0.00	N/A	\$0.00	0.0%	\$0.00	\$0.00	\$0.00	0.0%
1993	\$0.00	N/A	\$0.00	0.0%	\$0.00	\$0.00	\$0.00	0.0%
1994	\$0.00	N/A	\$0.00	0.0%	\$0.00	\$0.00	\$0.00	0.0%
1995	\$0.00	N/A	\$0.00	0.0%	\$0.00	\$0.00	\$0.00	0.0%
1996	\$0.00	N/A	\$0.00	0.0%	\$0.00	\$0.00	\$0.00	0.0%
1997	\$0.00	N/A	\$0.00	0.0%	\$0.00	\$0.00	\$0.00	0.0%
1998	\$2,500.00	N/A	\$2,500.00	100.0%	\$2,500.00	\$0.00	\$2,500.00	100.0%
1999	\$0.00	N/A	\$0.00	0.0%	\$0.00	\$0.00	\$0.00	0.0%
2000	\$10,000.00	N/A	\$10,000.00	100.0%	\$10,000.00	\$0.00	\$10,000.00	100.0%
2001	\$16,500.00	N/A	\$16,500.00	100.0%	\$16,500.00	\$0.00	\$16,500.00	100.0%
2002	\$16,345.30	N/A	\$16,345.30	100.0%	\$16,345.30	\$0.00	\$16,345.30	100.0%
2003	\$48,360.00	N/A	\$48,360.00	100.0%	\$48,360.00	\$0.00	\$48,360.00	100.0%
2004	\$19,590.00	N/A	\$19,590.00	100.0%	\$19,590.00	\$0.00	\$19,590.00	100.0%
2005	\$97,880.00	N/A	\$97,880.00	100.0%	\$97,880.00	\$0.00	\$97,880.00	100.0%
2006	\$38,000.00	N/A	\$38,000.00	100.0%	\$38,000.00	\$0.00	\$38,000.00	100.0%
2007	\$4,833.00	N/A	\$4,833.00	100.0%	\$4,833.00	\$0.00	\$4,833.00	100.0%
2008	\$2,000.00	N/A	\$2,000.00	100.0%	\$2,000.00	\$0.00	\$2,000.00	100.0%
2009	\$21,940.00	N/A	\$21,940.00	100.0%	\$21,940.00	\$0.00	\$21,940.00	100.0%
2010	\$2,500.00	N/A	\$2,500.00	100.0%	\$2,500.00	\$0.00	\$2,500.00	100.0%
2011	\$1,500.00	N/A	\$1,500.00	100.0%	\$1,500.00	\$0.00	\$1,500.00	100.0%
2012	\$0.00	\$0.00	\$0.00	0.0%	\$0.00	\$0.00	\$0.00	0.0%
2013	\$0.00	\$0.00	\$0.00	0.0%	\$0.00	\$0.00	\$0.00	0.0%
2014	\$0.00	\$0.00	\$0.00	0.0%	\$0.00	\$0.00	\$0.00	0.0%
2015	\$0.00	\$0.00	\$0.00	0.0%	\$0.00	\$0.00	\$0.00	0.0%
2016	\$0.00	\$0.00	\$0.00	0.0%	\$0.00	\$0.00	\$0.00	0.0%
Total	\$281,948.30	\$0.00	\$281,948.30	100.0%	\$281,948.30	\$0.00	\$281,948.30	100.0%



U.S. Department of Housing and Urban Development
Office of Community Planning and Development
Integrated Disbursement and Information System
Status of HOME Grants
MORRIS COUNTY CONSORTIUM

DATE: 09-08-17
TIME: 12:45
PAGE: 3

IDIS - PR27

Program Income for Administration (PA)

Program Year	Authorized Amount	Amount Committed to Activities	% Committed	Net Disbursed	Disbursed Pending Approval	Total Disbursed	% Disbursed
2012	\$0.00	\$0.00	0.0%	\$0.00	\$0.00	\$0.00	0.0%
2013	\$0.00	\$0.00	0.0%	\$0.00	\$0.00	\$0.00	0.0%
2014	\$0.00	\$0.00	0.0%	\$0.00	\$0.00	\$0.00	0.0%
2015	\$0.00	\$0.00	0.0%	\$0.00	\$0.00	\$0.00	0.0%
2016	\$0.00	\$0.00	0.0%	\$0.00	\$0.00	\$0.00	0.0%
Total	\$0.00	\$0.00	0.0%	\$0.00	\$0.00	\$0.00	0.0%



U.S. Department of Housing and Urban Development
Office of Community Planning and Development
Integrated Disbursement and Information System
Status of HOME Grants
MORRIS COUNTY CONSORTIUM

DATE: 09-08-17
TIME: 12:45
PAGE: 4

IDIS - PR27

Recaptured Homebuyer Funds (HP)

Program Year	Total Receipts	Amount Committed to Activities	% Committed	Net Disbursed	Disbursed Pending Approval	Total Disbursed	% Disbursed
2015	\$0.00	\$0.00	0.0%	\$0.00	\$0.00	\$0.00	0.0%
2016	\$2,500.00	\$2,500.00	100.0%	\$0.00	\$0.00	\$0.00	0.0%
Total	\$2,500.00	\$2,500.00	100.0%	\$0.00	\$0.00	\$0.00	0.0%



U.S. Department of Housing and Urban Development
Office of Community Planning and Development
Integrated Disbursement and Information System
Status of HOME Grants
MORRIS COUNTY CONSORTIUM

DATE: 09-08-17
TIME: 12:45
PAGE: 5

IDIS - PR27

Repayments to Local Account (IU)

Program Year	Total Receipts	Amount Committed to Activities	% Committed	Net Disbursed	Disbursed Pending Approval	Total Disbursed	% Disbursed
2015	\$0.00	\$0.00	0.0%	\$0.00	\$0.00	\$0.00	0.0%
2016	\$5,225.00	\$5,225.00	100.0%	\$0.00	\$0.00	\$0.00	0.0%
Total	\$5,225.00	\$5,225.00	100.0%	\$0.00	\$0.00	\$0.00	0.0%



U.S. Department of Housing and Urban Development
Office of Community Planning and Development
Integrated Disbursement and Information System
Status of HOME Grants
MORRIS COUNTY CONSORTIUM

DATE: 09-08-17
TIME: 12:45
PAGE: 6

IDIS - PR27

Disbursements from Treasury Account

Fiscal Year	Total Authorization	Disbursed	Returned	Net Disbursed	Disbursed Pending Approval	Total Disbursed	% Disb	Available to Disburse
1992	\$709,000.00	\$709,000.00	\$0.00	\$709,000.00	\$0.00	\$709,000.00	100.0%	\$0.00
1993	\$480,000.00	\$480,000.00	\$0.00	\$480,000.00	\$0.00	\$480,000.00	100.0%	\$0.00
1994	\$499,000.00	\$499,000.00	\$0.00	\$499,000.00	\$0.00	\$499,000.00	100.0%	\$0.00
1995	\$817,000.00	\$817,000.00	\$0.00	\$817,000.00	\$0.00	\$817,000.00	100.0%	\$0.00
1996	\$771,000.00	\$771,000.00	\$0.00	\$771,000.00	\$0.00	\$771,000.00	100.0%	\$0.00
1997	\$686,000.00	\$686,000.00	\$0.00	\$686,000.00	\$0.00	\$686,000.00	100.0%	\$0.00
1998	\$723,000.00	\$723,000.00	\$0.00	\$723,000.00	\$0.00	\$723,000.00	100.0%	\$0.00
1999	\$778,000.00	\$908,000.00	(\$130,000.00)	\$778,000.00	\$0.00	\$778,000.00	100.0%	\$0.00
2000	\$871,000.00	\$871,000.00	\$0.00	\$871,000.00	\$0.00	\$871,000.00	100.0%	\$0.00
2001	\$963,000.00	\$963,000.00	\$0.00	\$963,000.00	\$0.00	\$963,000.00	100.0%	\$0.00
2002	\$967,000.00	\$967,000.00	\$0.00	\$967,000.00	\$0.00	\$967,000.00	100.0%	\$0.00
2003	\$1,205,483.00	\$1,205,483.00	\$0.00	\$1,205,483.00	\$0.00	\$1,205,483.00	100.0%	\$0.00
2004	\$1,326,623.00	\$1,326,623.00	\$0.00	\$1,326,623.00	\$0.00	\$1,326,623.00	100.0%	\$0.00
2005	\$1,203,386.00	\$1,203,386.00	\$0.00	\$1,203,386.00	\$0.00	\$1,203,386.00	100.0%	\$0.00
2006	\$1,116,948.00	\$1,116,948.00	\$0.00	\$1,116,948.00	\$0.00	\$1,116,948.00	100.0%	\$0.00
2007	\$1,116,179.00	\$1,116,179.00	\$0.00	\$1,116,179.00	\$0.00	\$1,116,179.00	100.0%	\$0.00
2008	\$1,061,517.00	\$1,061,517.00	\$0.00	\$1,061,517.00	\$0.00	\$1,061,517.00	100.0%	\$0.00
2009	\$1,173,613.00	\$1,173,613.00	\$0.00	\$1,173,613.00	\$0.00	\$1,173,613.00	100.0%	\$0.00
2010	\$1,164,740.00	\$1,164,740.00	\$0.00	\$1,164,740.00	\$0.00	\$1,164,740.00	100.0%	\$0.00
2011	\$1,030,692.00	\$1,030,692.00	\$0.00	\$1,030,692.00	\$0.00	\$1,030,692.00	100.0%	\$0.00
2012	\$618,281.00	\$618,281.00	\$0.00	\$618,281.00	\$0.00	\$618,281.00	100.0%	\$0.00
2013	\$608,543.00	\$608,543.00	\$0.00	\$608,543.00	\$0.00	\$608,543.00	100.0%	\$0.00
2014	\$654,367.00	\$296,970.71	\$0.00	\$296,970.71	\$0.00	\$296,970.71	45.3%	\$357,396.29
2015	\$589,936.00	\$330,676.71	\$0.00	\$330,676.71	\$0.00	\$330,676.71	56.0%	\$259,259.29
2016	\$603,869.00	\$88,760.31	\$0.00	\$88,760.31	\$0.00	\$88,760.31	14.6%	\$515,108.69
Total	\$21,738,177.00	\$20,736,412.73	(\$130,000.00)	\$20,606,412.73	\$0.00	\$20,606,412.73	94.7%	\$1,131,764.27



U.S. Department of Housing and Urban Development
Office of Community Planning and Development
Integrated Disbursement and Information System
Status of HOME Grants
MORRIS COUNTY CONSORTIUM

DATE: 09-08-17
TIME: 12:45
PAGE: 7

IDIS - PR27

Home Activities Commitments/Disbursements from Treasury Account

Fiscal Year	Authorized for Activities	Amount Committed to Activities	% Cmtd	Disbursed	Returned	Net Disbursed	% Net Disb	Disbursed Pending Approval	Total Disbursed	% Disb
1992	\$678,250.00	\$678,250.00	100.0%	\$678,250.00	\$0.00	\$678,250.00	100.0%	\$0.00	\$678,250.00	100.0%
1993	\$432,000.00	\$432,000.00	100.0%	\$432,000.00	\$0.00	\$432,000.00	100.0%	\$0.00	\$432,000.00	100.0%
1994	\$454,950.00	\$454,950.00	100.0%	\$454,950.00	\$0.00	\$454,950.00	100.0%	\$0.00	\$454,950.00	100.0%
1995	\$735,300.00	\$735,300.00	100.0%	\$735,300.00	\$0.00	\$735,300.00	100.0%	\$0.00	\$735,300.00	100.0%
1996	\$700,150.00	\$700,150.00	100.0%	\$700,150.00	\$0.00	\$700,150.00	100.0%	\$0.00	\$700,150.00	100.0%
1997	\$617,500.00	\$617,500.00	100.0%	\$617,500.00	\$0.00	\$617,500.00	100.0%	\$0.00	\$617,500.00	100.0%
1998	\$655,000.00	\$655,000.00	100.0%	\$655,000.00	\$0.00	\$655,000.00	100.0%	\$0.00	\$655,000.00	100.0%
1999	\$700,200.00	\$700,200.00	100.0%	\$830,200.00	(\$130,000.00)	\$700,200.00	100.0%	\$0.00	\$700,200.00	100.0%
2000	\$783,900.00	\$783,900.00	100.0%	\$783,900.00	\$0.00	\$783,900.00	100.0%	\$0.00	\$783,900.00	100.0%
2001	\$963,000.00	\$963,000.00	100.0%	\$963,000.00	\$0.00	\$963,000.00	100.0%	\$0.00	\$963,000.00	100.0%
2002	\$948,000.00	\$948,000.00	100.0%	\$948,000.00	\$0.00	\$948,000.00	100.0%	\$0.00	\$948,000.00	100.0%
2003	\$1,130,483.00	\$1,130,483.00	100.0%	\$1,130,483.00	\$0.00	\$1,130,483.00	100.0%	\$0.00	\$1,130,483.00	100.0%
2004	\$1,216,623.00	\$1,216,623.00	100.0%	\$1,216,623.00	\$0.00	\$1,216,623.00	100.0%	\$0.00	\$1,216,623.00	100.0%
2005	\$1,087,286.00	\$1,087,286.00	100.0%	\$1,087,286.00	\$0.00	\$1,087,286.00	100.0%	\$0.00	\$1,087,286.00	100.0%
2006	\$1,007,214.00	\$1,007,214.00	100.0%	\$1,007,214.00	\$0.00	\$1,007,214.00	100.0%	\$0.00	\$1,007,214.00	100.0%
2007	\$1,006,522.00	\$1,006,522.00	100.0%	\$1,006,522.00	\$0.00	\$1,006,522.00	100.0%	\$0.00	\$1,006,522.00	100.0%
2008	\$956,157.50	\$956,157.50	100.0%	\$956,157.50	\$0.00	\$956,157.50	100.0%	\$0.00	\$956,157.50	100.0%
2009	\$1,056,251.70	\$1,056,251.70	100.0%	\$1,056,251.70	\$0.00	\$1,056,251.70	100.0%	\$0.00	\$1,056,251.70	100.0%
2010	\$1,050,074.88	\$1,050,074.88	100.0%	\$1,050,074.88	\$0.00	\$1,050,074.88	100.0%	\$0.00	\$1,050,074.88	100.0%
2011	\$927,622.80	\$927,622.80	100.0%	\$927,622.80	\$0.00	\$927,622.80	100.0%	\$0.00	\$927,622.80	100.0%
2012	\$556,452.90	\$556,452.90	100.0%	\$556,452.90	\$0.00	\$556,452.90	100.0%	\$0.00	\$556,452.90	100.0%
2013	\$547,689.00	\$547,689.00	100.0%	\$547,689.00	\$0.00	\$547,689.00	100.0%	\$0.00	\$547,689.00	100.0%
2014	\$588,930.30	\$585,135.25	99.3%	\$231,534.01	\$0.00	\$231,534.01	39.3%	\$0.00	\$231,534.01	39.3%
2015	\$530,942.40	\$530,942.40	100.0%	\$297,304.05	\$0.00	\$297,304.05	55.9%	\$0.00	\$297,304.05	55.9%
2016	\$543,482.10	\$243,192.00	44.7%	\$72,235.50	\$0.00	\$72,235.50	13.2%	\$0.00	\$72,235.50	13.2%
Total	\$19,873,981.58	\$19,569,896.43	98.4%	\$18,941,700.34	(\$130,000.00)	\$18,811,700.34	94.6%	\$0.00	\$18,811,700.34	94.6%



U.S. Department of Housing and Urban Development
Office of Community Planning and Development
Integrated Disbursement and Information System
Status of HOME Grants
MORRIS COUNTY CONSORTIUM

DATE: 09-08-17
TIME: 12:45
PAGE: 8

IDIS - PR27

Administrative Funds (AD)

Fiscal Year	Authorized Amount	Amount Committed	% Auth Cmtd	Balance to Commit	Total Disbursed	% Auth Disb	Available to Disburse
1992	\$30,750.00	\$30,750.00	100.0%	\$0.00	\$30,750.00	100.0%	\$0.00
1993	\$48,000.00	\$48,000.00	100.0%	\$0.00	\$48,000.00	100.0%	\$0.00
1994	\$44,050.00	\$44,050.00	100.0%	\$0.00	\$44,050.00	100.0%	\$0.00
1995	\$81,700.00	\$81,700.00	100.0%	\$0.00	\$81,700.00	100.0%	\$0.00
1996	\$70,850.00	\$70,850.00	100.0%	\$0.00	\$70,850.00	100.0%	\$0.00
1997	\$68,500.00	\$68,500.00	100.0%	\$0.00	\$68,500.00	100.0%	\$0.00
1998	\$68,000.00	\$68,000.00	100.0%	\$0.00	\$68,000.00	100.0%	\$0.00
1999	\$77,800.00	\$77,800.00	100.0%	\$0.00	\$77,800.00	100.0%	\$0.00
2000	\$87,100.00	\$87,100.00	100.0%	\$0.00	\$87,100.00	100.0%	\$0.00
2001	\$0.00	\$0.00	0.0%	\$0.00	\$0.00	0.0%	\$0.00
2002	\$19,000.00	\$19,000.00	100.0%	\$0.00	\$19,000.00	100.0%	\$0.00
2003	\$75,000.00	\$75,000.00	100.0%	\$0.00	\$75,000.00	100.0%	\$0.00
2004	\$110,000.00	\$110,000.00	100.0%	\$0.00	\$110,000.00	100.0%	\$0.00
2005	\$116,100.00	\$116,100.00	100.0%	\$0.00	\$116,100.00	100.0%	\$0.00
2006	\$109,734.00	\$109,734.00	100.0%	\$0.00	\$109,734.00	100.0%	\$0.00
2007	\$109,657.00	\$109,657.00	100.0%	\$0.00	\$109,657.00	100.0%	\$0.00
2008	\$105,359.50	\$105,359.50	100.0%	\$0.00	\$105,359.50	100.0%	\$0.00
2009	\$117,361.30	\$117,361.30	100.0%	\$0.00	\$117,361.30	100.0%	\$0.00
2010	\$114,665.12	\$114,665.12	100.0%	\$0.00	\$114,665.12	100.0%	\$0.00
2011	\$103,069.20	\$103,069.20	100.0%	\$0.00	\$103,069.20	100.0%	\$0.00
2012	\$61,828.10	\$61,828.10	100.0%	\$0.00	\$61,828.10	100.0%	\$0.00
2013	\$60,854.00	\$60,854.00	100.0%	\$0.00	\$60,854.00	100.0%	\$0.00
2014	\$65,436.70	\$65,436.70	100.0%	\$0.00	\$65,436.70	100.0%	\$0.00
2015	\$58,993.60	\$58,993.60	100.0%	\$0.00	\$33,372.66	56.5%	\$25,620.94
2016	\$60,386.90	\$60,386.90	100.0%	\$0.00	\$16,524.81	27.3%	\$43,862.09
Total	\$1,864,195.42	\$1,864,195.42	100.0%	\$0.00	\$1,794,712.39	96.2%	\$69,483.03



U.S. Department of Housing and Urban Development
Office of Community Planning and Development
Integrated Disbursement and Information System
Status of HOME Grants
MORRIS COUNTY CONSORTIUM

DATE: 09-08-17
TIME: 12:45
PAGE: 9

IDIS - PR27

CHDO Operating Funds (CO)

Fiscal Year	Authorized Amount	Amount Committed	% Auth Cmtd	Balance to Commit	Total Disbursed	% Auth Disb	Available to Disburse
1992	\$0.00	\$0.00	0.0%	\$0.00	\$0.00	0.0%	\$0.00
1993	\$0.00	\$0.00	0.0%	\$0.00	\$0.00	0.0%	\$0.00
1994	\$0.00	\$0.00	0.0%	\$0.00	\$0.00	0.0%	\$0.00
1995	\$0.00	\$0.00	0.0%	\$0.00	\$0.00	0.0%	\$0.00
1996	\$0.00	\$0.00	0.0%	\$0.00	\$0.00	0.0%	\$0.00
1997	\$0.00	\$0.00	0.0%	\$0.00	\$0.00	0.0%	\$0.00
1998	\$0.00	\$0.00	0.0%	\$0.00	\$0.00	0.0%	\$0.00
1999	\$0.00	\$0.00	0.0%	\$0.00	\$0.00	0.0%	\$0.00
2000	\$0.00	\$0.00	0.0%	\$0.00	\$0.00	0.0%	\$0.00
2001	\$0.00	\$0.00	0.0%	\$0.00	\$0.00	0.0%	\$0.00
2002	\$0.00	\$0.00	0.0%	\$0.00	\$0.00	0.0%	\$0.00
2003	\$0.00	\$0.00	0.0%	\$0.00	\$0.00	0.0%	\$0.00
2004	\$0.00	\$0.00	0.0%	\$0.00	\$0.00	0.0%	\$0.00
2005	\$0.00	\$0.00	0.0%	\$0.00	\$0.00	0.0%	\$0.00
2006	\$0.00	\$0.00	0.0%	\$0.00	\$0.00	0.0%	\$0.00
2007	\$0.00	\$0.00	0.0%	\$0.00	\$0.00	0.0%	\$0.00
2008	\$0.00	\$0.00	0.0%	\$0.00	\$0.00	0.0%	\$0.00
2009	\$0.00	\$0.00	0.0%	\$0.00	\$0.00	0.0%	\$0.00
2010	\$0.00	\$0.00	0.0%	\$0.00	\$0.00	0.0%	\$0.00
2011	\$0.00	\$0.00	0.0%	\$0.00	\$0.00	0.0%	\$0.00
2012	\$0.00	\$0.00	0.0%	\$0.00	\$0.00	0.0%	\$0.00
2013	\$0.00	\$0.00	0.0%	\$0.00	\$0.00	0.0%	\$0.00
2014	\$0.00	\$0.00	0.0%	\$0.00	\$0.00	0.0%	\$0.00
2015	\$0.00	\$0.00	0.0%	\$0.00	\$0.00	0.0%	\$0.00
2016	\$0.00	\$0.00	0.0%	\$0.00	\$0.00	0.0%	\$0.00
Total	\$0.00	\$0.00	0.0%	\$0.00	\$0.00	0.0%	\$0.00



U.S. Department of Housing and Urban Development
Office of Community Planning and Development
Integrated Disbursement and Information System
Status of HOME Grants
MORRIS COUNTY CONSORTIUM

DATE: 09-08-17
TIME: 12:45
PAGE: 10

IDIS - PR27

CHDO Funds (CR)

Fiscal Year	CHDO Requirement	Authorized Amount	Amount Suballocated to CL/CC	Amount Subgranted to CHDOS	Balance to Subgrant	Funds Committed to Activities	% Subg Cmdt	Balance to Commit	Total Disbursed	% Subg Disb	Available to Disburse
1992	\$106,350.00	\$285,000.00	\$0.00	\$285,000.00	\$0.00	\$285,000.00	100.0%	\$0.00	\$285,000.00	100.0%	\$0.00
1993	\$72,000.00	\$72,000.00	\$0.00	\$72,000.00	\$0.00	\$72,000.00	100.0%	\$0.00	\$72,000.00	100.0%	\$0.00
1994	\$74,850.00	\$74,850.00	\$0.00	\$74,850.00	\$0.00	\$74,850.00	100.0%	\$0.00	\$74,850.00	100.0%	\$0.00
1995	\$122,550.00	\$122,550.00	\$0.00	\$122,550.00	\$0.00	\$122,550.00	100.0%	\$0.00	\$122,550.00	100.0%	\$0.00
1996	\$115,650.00	\$115,650.00	\$0.00	\$115,650.00	\$0.00	\$115,650.00	100.0%	\$0.00	\$115,650.00	100.0%	\$0.00
1997	\$102,900.00	\$107,950.00	\$0.00	\$107,950.00	\$0.00	\$107,950.00	100.0%	\$0.00	\$107,950.00	100.0%	\$0.00
1998	\$108,450.00	\$150,000.00	\$0.00	\$150,000.00	\$0.00	\$150,000.00	100.0%	\$0.00	\$150,000.00	100.0%	\$0.00
1999	\$116,700.00	\$350,000.00	\$0.00	\$350,000.00	\$0.00	\$350,000.00	100.0%	\$0.00	\$350,000.00	100.0%	\$0.00
2000	\$130,650.00	\$130,650.00	\$0.00	\$130,650.00	\$0.00	\$130,650.00	100.0%	\$0.00	\$130,650.00	100.0%	\$0.00
2001	\$144,450.00	\$144,450.00	\$0.00	\$144,450.00	\$0.00	\$144,450.00	100.0%	\$0.00	\$144,450.00	100.0%	\$0.00
2002	\$145,050.00	\$145,050.00	\$0.00	\$145,050.00	\$0.00	\$145,050.00	100.0%	\$0.00	\$145,050.00	100.0%	\$0.00
2003	\$180,822.45	\$228,022.98	\$0.00	\$228,022.98	\$0.00	\$228,022.98	100.0%	\$0.00	\$228,022.98	100.0%	\$0.00
2004	\$179,899.05	\$179,899.05	\$0.00	\$179,899.05	\$0.00	\$179,899.05	100.0%	\$0.00	\$179,899.05	100.0%	\$0.00
2005	\$174,614.25	\$174,614.25	\$0.00	\$174,614.25	\$0.00	\$174,614.25	100.0%	\$0.00	\$174,614.25	100.0%	\$0.00
2006	\$164,601.30	\$164,601.30	\$0.00	\$164,601.30	\$0.00	\$164,601.30	100.0%	\$0.00	\$164,601.30	100.0%	\$0.00
2007	\$164,485.95	\$198,807.40	\$0.00	\$198,807.40	\$0.00	\$198,807.40	100.0%	\$0.00	\$198,807.40	100.0%	\$0.00
2008	\$158,039.25	\$400,000.00	\$0.00	\$400,000.00	\$0.00	\$400,000.00	100.0%	\$0.00	\$400,000.00	100.0%	\$0.00
2009	\$176,041.95	\$530,300.00	\$0.00	\$530,300.00	\$0.00	\$530,300.00	100.0%	\$0.00	\$530,300.00	100.0%	\$0.00
2010	\$0.00	\$0.00	\$0.00	\$0.00	\$0.00	\$0.00	0.0%	\$0.00	\$0.00	0.0%	\$0.00
2011	\$154,603.80	\$240,000.00	\$0.00	\$240,000.00	\$0.00	\$240,000.00	100.0%	\$0.00	\$240,000.00	100.0%	\$0.00
2012	\$92,742.15	\$92,742.15	\$0.00	\$92,742.15	\$0.00	\$92,742.15	100.0%	\$0.00	\$92,742.15	100.0%	\$0.00
2013	\$91,281.45	\$91,282.00	\$0.00	\$91,282.00	\$0.00	\$91,282.00	100.0%	\$0.00	\$91,282.00	100.0%	\$0.00
2014	\$98,155.05	\$155,057.57	\$0.00	\$155,057.57	\$0.00	\$155,057.57	100.0%	\$0.00	\$93,081.06	60.0%	\$61,976.51
2015	\$88,490.40	\$100,000.00	\$0.00	\$100,000.00	\$0.00	\$100,000.00	100.0%	\$0.00	\$64,099.55	64.0%	\$35,900.45
2016	\$90,580.35	\$100,000.00	\$0.00	\$100,000.00	\$0.00	\$100,000.00	100.0%	\$0.00	\$0.00	0.0%	\$100,000.00
Total	\$3,053,957.40	\$4,353,476.70	\$0.00	\$4,353,476.70	\$0.00	\$4,353,476.70	100.0%	\$0.00	\$4,155,599.74	95.4%	\$197,876.96



U.S. Department of Housing and Urban Development
Office of Community Planning and Development
Integrated Disbursement and Information System
Status of HOME Grants
MORRIS COUNTY CONSORTIUM

DATE: 09-08-17
TIME: 12:45
PAGE: 11

IDIS - PR27

CHDO Loans (CL)

Fiscal Year	Authorized Amount	Amount Subgranted	Amount Committed	% Auth Cmt'd	Balance to Commit	Total Disbursed	% Auth Disb	Available to Disburse
1992	\$0.00	\$0.00	\$0.00	0.0%	\$0.00	\$0.00	0.0%	\$0.00
1993	\$0.00	\$0.00	\$0.00	0.0%	\$0.00	\$0.00	0.0%	\$0.00
1994	\$0.00	\$0.00	\$0.00	0.0%	\$0.00	\$0.00	0.0%	\$0.00
1995	\$0.00	\$0.00	\$0.00	0.0%	\$0.00	\$0.00	0.0%	\$0.00
1996	\$0.00	\$0.00	\$0.00	0.0%	\$0.00	\$0.00	0.0%	\$0.00
1997	\$0.00	\$0.00	\$0.00	0.0%	\$0.00	\$0.00	0.0%	\$0.00
1998	\$0.00	\$0.00	\$0.00	0.0%	\$0.00	\$0.00	0.0%	\$0.00
1999	\$0.00	\$0.00	\$0.00	0.0%	\$0.00	\$0.00	0.0%	\$0.00
2000	\$0.00	\$0.00	\$0.00	0.0%	\$0.00	\$0.00	0.0%	\$0.00
2001	\$0.00	\$0.00	\$0.00	0.0%	\$0.00	\$0.00	0.0%	\$0.00
2002	\$0.00	\$0.00	\$0.00	0.0%	\$0.00	\$0.00	0.0%	\$0.00
2003	\$0.00	\$0.00	\$0.00	0.0%	\$0.00	\$0.00	0.0%	\$0.00
2004	\$0.00	\$0.00	\$0.00	0.0%	\$0.00	\$0.00	0.0%	\$0.00
2005	\$0.00	\$0.00	\$0.00	0.0%	\$0.00	\$0.00	0.0%	\$0.00
2006	\$0.00	\$0.00	\$0.00	0.0%	\$0.00	\$0.00	0.0%	\$0.00
2007	\$0.00	\$0.00	\$0.00	0.0%	\$0.00	\$0.00	0.0%	\$0.00
2008	\$0.00	\$0.00	\$0.00	0.0%	\$0.00	\$0.00	0.0%	\$0.00
2009	\$0.00	\$0.00	\$0.00	0.0%	\$0.00	\$0.00	0.0%	\$0.00
2010	\$0.00	\$0.00	\$0.00	0.0%	\$0.00	\$0.00	0.0%	\$0.00
2011	\$0.00	\$0.00	\$0.00	0.0%	\$0.00	\$0.00	0.0%	\$0.00
2012	\$0.00	\$0.00	\$0.00	0.0%	\$0.00	\$0.00	0.0%	\$0.00
2013	\$0.00	\$0.00	\$0.00	0.0%	\$0.00	\$0.00	0.0%	\$0.00
2014	\$0.00	\$0.00	\$0.00	0.0%	\$0.00	\$0.00	0.0%	\$0.00
2015	\$0.00	\$0.00	\$0.00	0.0%	\$0.00	\$0.00	0.0%	\$0.00
2016	\$0.00	\$0.00	\$0.00	0.0%	\$0.00	\$0.00	0.0%	\$0.00
Total	\$0.00	\$0.00	\$0.00	0.0%	\$0.00	\$0.00	0.0%	\$0.00



U.S. Department of Housing and Urban Development
Office of Community Planning and Development
Integrated Disbursement and Information System
Status of HOME Grants
MORRIS COUNTY CONSORTIUM

DATE: 09-08-17
TIME: 12:45
PAGE: 12

IDIS - PR27

CHDO Capacity (CC)

Fiscal Year	Authorized Amount	Amount Subgranted	Amount Committed	% Auth Cmtd	Balance to Commit	Total Disbursed	% Auth Disb	Available to Disburse
1992	\$0.00	\$0.00	\$0.00	0.0%	\$0.00	\$0.00	0.0%	\$0.00
1993	\$0.00	\$0.00	\$0.00	0.0%	\$0.00	\$0.00	0.0%	\$0.00
1994	\$0.00	\$0.00	\$0.00	0.0%	\$0.00	\$0.00	0.0%	\$0.00
1995	\$0.00	\$0.00	\$0.00	0.0%	\$0.00	\$0.00	0.0%	\$0.00
1996	\$0.00	\$0.00	\$0.00	0.0%	\$0.00	\$0.00	0.0%	\$0.00
1997	\$0.00	\$0.00	\$0.00	0.0%	\$0.00	\$0.00	0.0%	\$0.00
1998	\$0.00	\$0.00	\$0.00	0.0%	\$0.00	\$0.00	0.0%	\$0.00
1999	\$0.00	\$0.00	\$0.00	0.0%	\$0.00	\$0.00	0.0%	\$0.00
2000	\$0.00	\$0.00	\$0.00	0.0%	\$0.00	\$0.00	0.0%	\$0.00
2001	\$0.00	\$0.00	\$0.00	0.0%	\$0.00	\$0.00	0.0%	\$0.00
2002	\$0.00	\$0.00	\$0.00	0.0%	\$0.00	\$0.00	0.0%	\$0.00
2003	\$0.00	\$0.00	\$0.00	0.0%	\$0.00	\$0.00	0.0%	\$0.00
2004	\$0.00	\$0.00	\$0.00	0.0%	\$0.00	\$0.00	0.0%	\$0.00
2005	\$0.00	\$0.00	\$0.00	0.0%	\$0.00	\$0.00	0.0%	\$0.00
2006	\$0.00	\$0.00	\$0.00	0.0%	\$0.00	\$0.00	0.0%	\$0.00
2007	\$0.00	\$0.00	\$0.00	0.0%	\$0.00	\$0.00	0.0%	\$0.00
2008	\$0.00	\$0.00	\$0.00	0.0%	\$0.00	\$0.00	0.0%	\$0.00
2009	\$0.00	\$0.00	\$0.00	0.0%	\$0.00	\$0.00	0.0%	\$0.00
2010	\$0.00	\$0.00	\$0.00	0.0%	\$0.00	\$0.00	0.0%	\$0.00
2011	\$0.00	\$0.00	\$0.00	0.0%	\$0.00	\$0.00	0.0%	\$0.00
2012	\$0.00	\$0.00	\$0.00	0.0%	\$0.00	\$0.00	0.0%	\$0.00
2013	\$0.00	\$0.00	\$0.00	0.0%	\$0.00	\$0.00	0.0%	\$0.00
2014	\$0.00	\$0.00	\$0.00	0.0%	\$0.00	\$0.00	0.0%	\$0.00
2015	\$0.00	\$0.00	\$0.00	0.0%	\$0.00	\$0.00	0.0%	\$0.00
2016	\$0.00	\$0.00	\$0.00	0.0%	\$0.00	\$0.00	0.0%	\$0.00
Total	\$0.00	\$0.00	\$0.00	0.0%	\$0.00	\$0.00	0.0%	\$0.00



U.S. Department of Housing and Urban Development
Office of Community Planning and Development
Integrated Disbursement and Information System
Status of HOME Grants
MORRIS COUNTY CONSORTIUM

DATE: 09-08-17
TIME: 12:45
PAGE: 13

IDIS - PR27

Reservations to State Recipients and Sub-recipients (SU)

Fiscal Year	Authorized Amount	Amount Subgranted to Other Entities	Amount Committed	% Auth Cmtd	Balance to Commit	Total Disbursed	% Auth Disb	Available to Disburse
1992	\$0.00	\$0.00	\$0.00	0.0%	\$0.00	\$0.00	0.0%	\$0.00
1993	\$0.00	\$0.00	\$0.00	0.0%	\$0.00	\$0.00	0.0%	\$0.00
1994	\$150,000.00	\$150,000.00	\$150,000.00	100.0%	\$0.00	\$150,000.00	100.0%	\$0.00
1995	\$0.00	\$0.00	\$0.00	0.0%	\$0.00	\$0.00	0.0%	\$0.00
1996	\$0.00	\$0.00	\$0.00	0.0%	\$0.00	\$0.00	0.0%	\$0.00
1997	\$0.00	\$0.00	\$0.00	0.0%	\$0.00	\$0.00	0.0%	\$0.00
1998	\$0.00	\$0.00	\$0.00	0.0%	\$0.00	\$0.00	0.0%	\$0.00
1999	\$0.00	\$0.00	\$0.00	0.0%	\$0.00	\$0.00	0.0%	\$0.00
2000	\$0.00	\$0.00	\$0.00	0.0%	\$0.00	\$0.00	0.0%	\$0.00
2001	\$0.00	\$0.00	\$0.00	0.0%	\$0.00	\$0.00	0.0%	\$0.00
2002	\$0.00	\$0.00	\$0.00	0.0%	\$0.00	\$0.00	0.0%	\$0.00
2003	\$0.00	\$0.00	\$0.00	0.0%	\$0.00	\$0.00	0.0%	\$0.00
2004	\$0.00	\$0.00	\$0.00	0.0%	\$0.00	\$0.00	0.0%	\$0.00
2005	\$0.00	\$0.00	\$0.00	0.0%	\$0.00	\$0.00	0.0%	\$0.00
2006	\$0.00	\$0.00	\$0.00	0.0%	\$0.00	\$0.00	0.0%	\$0.00
2007	\$0.00	\$0.00	\$0.00	0.0%	\$0.00	\$0.00	0.0%	\$0.00
2008	\$0.00	\$0.00	\$0.00	0.0%	\$0.00	\$0.00	0.0%	\$0.00
2009	\$0.00	\$0.00	\$0.00	0.0%	\$0.00	\$0.00	0.0%	\$0.00
2010	\$0.00	\$0.00	\$0.00	0.0%	\$0.00	\$0.00	0.0%	\$0.00
2011	\$0.00	\$0.00	\$0.00	0.0%	\$0.00	\$0.00	0.0%	\$0.00
2012	\$0.00	\$0.00	\$0.00	0.0%	\$0.00	\$0.00	0.0%	\$0.00
2013	\$0.00	\$0.00	\$0.00	0.0%	\$0.00	\$0.00	0.0%	\$0.00
2014	\$0.00	\$0.00	\$0.00	0.0%	\$0.00	\$0.00	0.0%	\$0.00
2015	\$0.00	\$0.00	\$0.00	0.0%	\$0.00	\$0.00	0.0%	\$0.00
2016	\$0.00	\$0.00	\$0.00	0.0%	\$0.00	\$0.00	0.0%	\$0.00
Total	\$150,000.00	\$150,000.00	\$150,000.00	100.0%	\$0.00	\$150,000.00	100.0%	\$0.00



U.S. Department of Housing and Urban Development
Office of Community Planning and Development
Integrated Disbursement and Information System
Status of HOME Grants
MORRIS COUNTY CONSORTIUM

DATE: 09-08-17
TIME: 12:45
PAGE: 14

IDIS - PR27

Total Program Funds

Fiscal Year	Total Authorization	Local Account Funds	Committed Amount	Net Disbursed for Activities	Net Disbursed for Admin/CHDO OP	Net Disbursed	Disbursed Pending Approval	Total Disbursed	Available to Disburse
1992	\$709,000.00	\$0.00	\$678,250.00	\$678,250.00	\$30,750.00	\$709,000.00	\$0.00	\$709,000.00	\$0.00
1993	\$480,000.00	\$0.00	\$432,000.00	\$432,000.00	\$48,000.00	\$480,000.00	\$0.00	\$480,000.00	\$0.00
1994	\$499,000.00	\$0.00	\$454,950.00	\$454,950.00	\$44,050.00	\$499,000.00	\$0.00	\$499,000.00	\$0.00
1995	\$817,000.00	\$0.00	\$735,300.00	\$735,300.00	\$81,700.00	\$817,000.00	\$0.00	\$817,000.00	\$0.00
1996	\$771,000.00	\$0.00	\$700,150.00	\$700,150.00	\$70,850.00	\$771,000.00	\$0.00	\$771,000.00	\$0.00
1997	\$686,000.00	\$0.00	\$617,500.00	\$617,500.00	\$68,500.00	\$686,000.00	\$0.00	\$686,000.00	\$0.00
1998	\$723,000.00	\$2,500.00	\$657,500.00	\$657,500.00	\$68,000.00	\$725,500.00	\$0.00	\$725,500.00	\$0.00
1999	\$778,000.00	\$0.00	\$700,200.00	\$700,200.00	\$77,800.00	\$778,000.00	\$0.00	\$778,000.00	\$0.00
2000	\$871,000.00	\$10,000.00	\$793,900.00	\$793,900.00	\$87,100.00	\$881,000.00	\$0.00	\$881,000.00	\$0.00
2001	\$963,000.00	\$16,500.00	\$979,500.00	\$979,500.00	\$0.00	\$979,500.00	\$0.00	\$979,500.00	\$0.00
2002	\$967,000.00	\$16,345.30	\$964,345.30	\$964,345.30	\$19,000.00	\$983,345.30	\$0.00	\$983,345.30	\$0.00
2003	\$1,205,483.00	\$48,360.00	\$1,178,843.00	\$1,178,843.00	\$75,000.00	\$1,253,843.00	\$0.00	\$1,253,843.00	\$0.00
2004	\$1,326,623.00	\$19,590.00	\$1,236,213.00	\$1,236,213.00	\$110,000.00	\$1,346,213.00	\$0.00	\$1,346,213.00	\$0.00
2005	\$1,203,386.00	\$97,880.00	\$1,185,166.00	\$1,185,166.00	\$116,100.00	\$1,301,266.00	\$0.00	\$1,301,266.00	\$0.00
2006	\$1,116,948.00	\$38,000.00	\$1,045,214.00	\$1,045,214.00	\$109,734.00	\$1,154,948.00	\$0.00	\$1,154,948.00	\$0.00
2007	\$1,116,179.00	\$4,833.00	\$1,011,355.00	\$1,011,355.00	\$109,657.00	\$1,121,012.00	\$0.00	\$1,121,012.00	\$0.00
2008	\$1,061,517.00	\$2,000.00	\$958,157.50	\$958,157.50	\$105,359.50	\$1,063,517.00	\$0.00	\$1,063,517.00	\$0.00
2009	\$1,173,613.00	\$21,940.00	\$1,078,191.70	\$1,078,191.70	\$117,361.30	\$1,195,553.00	\$0.00	\$1,195,553.00	\$0.00
2010	\$1,164,740.00	\$2,500.00	\$1,052,574.88	\$1,052,574.88	\$114,665.12	\$1,167,240.00	\$0.00	\$1,167,240.00	\$0.00
2011	\$1,030,692.00	\$1,500.00	\$929,122.80	\$929,122.80	\$103,069.20	\$1,032,192.00	\$0.00	\$1,032,192.00	\$0.00
2012	\$618,281.00	\$0.00	\$556,452.90	\$556,452.90	\$61,828.10	\$618,281.00	\$0.00	\$618,281.00	\$0.00
2013	\$608,543.00	\$0.00	\$547,689.00	\$547,689.00	\$60,854.00	\$608,543.00	\$0.00	\$608,543.00	\$0.00
2014	\$654,367.00	\$0.00	\$585,135.25	\$231,534.01	\$65,436.70	\$296,970.71	\$0.00	\$296,970.71	\$357,396.29
2015	\$589,936.00	\$0.00	\$530,942.40	\$297,304.05	\$33,372.66	\$330,676.71	\$0.00	\$330,676.71	\$259,259.29
2016	\$603,869.00	\$7,725.00	\$250,917.00	\$72,235.50	\$16,524.81	\$88,760.31	\$0.00	\$88,760.31	\$522,833.69
Total	\$21,738,177.00	\$289,673.30	\$19,859,569.73	\$19,093,648.64	\$1,794,712.39	\$20,888,361.03	\$0.00	\$20,888,361.03	\$1,139,489.27



U.S. Department of Housing and Urban Development
Office of Community Planning and Development
Integrated Disbursement and Information System
Status of HOME Grants
MORRIS COUNTY CONSORTIUM

DATE: 09-08-17
TIME: 12:45
PAGE: 15

IDIS - PR27

Total Program Percent

Fiscal Year	Total Authorization	Local Account Funds	% Committed for Activities	% Disb for Activities	% Disb for Admin/CHDO OP	% Net Disbursed	% Disbursed Pending Approval	% Total Disbursed	% Available to Disburse
1992	\$709,000.00	\$0.00	95.6%	95.6%	4.3%	100.0%	0.0%	100.0%	0.0%
1993	\$480,000.00	\$0.00	90.0%	90.0%	10.0%	100.0%	0.0%	100.0%	0.0%
1994	\$499,000.00	\$0.00	91.1%	91.1%	8.8%	100.0%	0.0%	100.0%	0.0%
1995	\$817,000.00	\$0.00	90.0%	90.0%	10.0%	100.0%	0.0%	100.0%	0.0%
1996	\$771,000.00	\$0.00	90.8%	90.8%	9.1%	100.0%	0.0%	100.0%	0.0%
1997	\$686,000.00	\$0.00	90.0%	90.0%	9.9%	100.0%	0.0%	100.0%	0.0%
1998	\$723,000.00	\$2,500.00	90.6%	90.6%	9.4%	100.0%	0.0%	100.0%	0.0%
1999	\$778,000.00	\$0.00	90.0%	90.0%	10.0%	100.0%	0.0%	100.0%	0.0%
2000	\$871,000.00	\$10,000.00	90.1%	90.1%	10.0%	100.0%	0.0%	100.0%	0.0%
2001	\$963,000.00	\$16,500.00	100.0%	100.0%	0.0%	100.0%	0.0%	100.0%	0.0%
2002	\$967,000.00	\$16,345.30	98.0%	98.0%	1.9%	100.0%	0.0%	100.0%	0.0%
2003	\$1,205,483.00	\$48,360.00	94.0%	94.0%	6.2%	100.0%	0.0%	100.0%	0.0%
2004	\$1,326,623.00	\$19,590.00	91.8%	91.8%	8.2%	100.0%	0.0%	100.0%	0.0%
2005	\$1,203,386.00	\$97,880.00	91.0%	91.0%	9.6%	100.0%	0.0%	100.0%	0.0%
2006	\$1,116,948.00	\$38,000.00	90.4%	90.4%	9.8%	100.0%	0.0%	100.0%	0.0%
2007	\$1,116,179.00	\$4,833.00	90.2%	90.2%	9.8%	100.0%	0.0%	100.0%	0.0%
2008	\$1,061,517.00	\$2,000.00	90.0%	90.0%	9.9%	100.0%	0.0%	100.0%	0.0%
2009	\$1,173,613.00	\$21,940.00	90.1%	90.1%	10.0%	100.0%	0.0%	100.0%	0.0%
2010	\$1,164,740.00	\$2,500.00	90.1%	90.1%	9.8%	100.0%	0.0%	100.0%	0.0%
2011	\$1,030,692.00	\$1,500.00	90.0%	90.0%	9.9%	100.0%	0.0%	100.0%	0.0%
2012	\$618,281.00	\$0.00	90.0%	90.0%	9.9%	100.0%	0.0%	100.0%	0.0%
2013	\$608,543.00	\$0.00	90.0%	90.0%	9.9%	100.0%	0.0%	100.0%	0.0%
2014	\$654,367.00	\$0.00	89.4%	35.3%	9.9%	45.3%	0.0%	45.3%	54.6%
2015	\$589,936.00	\$0.00	90.0%	50.3%	5.6%	56.0%	0.0%	56.0%	43.9%
2016	\$603,869.00	\$7,725.00	41.0%	11.8%	2.7%	14.5%	0.0%	14.5%	85.4%
Total	\$21,738,177.00	\$289,673.30	90.1%	86.6%	8.2%	94.8%	0.0%	94.8%	5.1%

U.S. Department of Housing and Urban Development
Office of Community Planning and Development
Integrated Disbursement and Information System
Home Matching Liability Report

DATE: 09-01-17
TIME: 10:33
PAGE: 1

MORRIS COUNTY, NJ

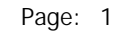
Fiscal Year	Match Percent	Total Disbursements	Disbursements Requiring Match	Match Liability Amount
-----	-----	-----	-----	-----
1997	25.0 %	\$354,452.09	\$312,276.98	\$78,069.24
1998	25.0 %	\$659,297.87	\$592,807.58	\$148,201.89
1999	25.0 %	\$1,221,467.44	\$1,140,816.93	\$285,204.23
2000	25.0 %	\$799,017.31	\$755,618.90	\$188,904.72
2001	25.0 %	\$296,646.92	\$253,881.77	\$63,470.44
2002	25.0 %	\$675,310.46	\$629,175.00	\$157,293.75
2003	25.0 %	\$1,046,586.36	\$981,108.98	\$245,277.24
2004	25.0 %	\$1,205,150.97	\$1,118,937.05	\$279,734.26
2005	25.0 %	\$972,494.02	\$851,268.65	\$212,817.16
2006	25.0 %	\$1,697,192.12	\$1,594,635.22	\$398,658.80
2007	25.0 %	\$572,219.29	\$451,956.98	\$112,989.24
2008	25.0 %	\$1,669,772.75	\$1,601,317.78	\$400,329.44
2009	25.0 %	\$704,094.32	\$617,583.16	\$154,395.79
2010	25.0 %	\$804,410.42	\$737,661.01	\$184,415.25
2011	25.0 %	\$1,631,089.29	\$1,554,699.22	\$388,674.80
2012	25.0 %	\$1,215,812.22	\$1,110,023.87	\$277,505.96
2013	0.0 %	\$917,696.26	\$0.00	\$0.00

IDIS - PR33

U.S. Department of Housing and Urban Development
Office of Community Planning and Development
Integrated Disbursement and Information System
Home Matching Liability Report

DATE: 09-01-17
TIME: 10:33
PAGE: 2

2014	0.0%	\$384,209.52	\$0.00	\$0.00
2015	25.0%	\$326,253.31	\$267,567.70	\$66,891.92
2016	25.0%	\$804,541.35	\$719,417.57	\$179,854.39

[illegible]



U.S. Department of Housing and Urban Development
Office of Community Planning and Development
Integrated Disbursement and Information System
Con Plan Goals and Accomplishments
MORRIS COUNTY, 2016

Date: 09/01/2017
Time: 10:26 AM
Page: 2

No data returned for this view. This might be because the applied filter excludes all data.

Accomplishments Not Associated With a Strategic Plan Goal

Project Name	Activity Name	Goal Outcome Indicator	Outcome Unit of Measure	Outcome Actual - Program Year
03J Water/Sewer Improvements	Manning Ave. Water Main-Butler	Public Facility or Infrastructure Activities other than Low/Moderate Income Housing Benefit	Persons Assisted	1310
	Water Main Replacement-Rockaway Boro	Public Facility or Infrastructure Activities other than Low/Moderate Income Housing Benefit	Persons Assisted	6455
03P Health Facilities	Flooring Replacement-Zufall	Public Facility or Infrastructure Activities other than Low/Moderate Income Housing Benefit	Persons Assisted	1220
03T Homeless Program Operations	Program Rental costs & Salary-Family Promise	Homeless Person Overnight Shelter	Persons Assisted	0
		Overnight/Emergency Shelter/Transitional Housing Beds added	Beds	0
		Public service activities other than Low/Moderate Income Housing Benefit	Persons Assisted	504
05G Battered and Abused Spouses	Children's Program-JBWS	Public service activities other than Low/Moderate Income Housing Benefit	Persons Assisted	16
05L Child Care Services	Morristown Neighborhood House	Public service activities other than Low/Moderate Income Housing Benefit	Persons Assisted	23
	Summer Camp Scholarships-Cedar Hill CD	Public service activities other than Low/Moderate Income Housing Benefit	Persons Assisted	23
05N Abused Neglected Children	Case Supervisor Positions-CASA	Public service activities other than Low/Moderate Income Housing Benefit	Persons Assisted	145
	Clinical Counseling Program-Deirdre O'Brien	Public service activities other than Low/Moderate Income Housing Benefit	Persons Assisted	18
14H Rehabilitation Administration	14H Rehabilitation Administration-Delivery	Homeowner Housing Rehabilitated	Household Housing Unit	0
Communiity Facilities that serve persons who are homeless	Bethel AME Church	Homeless Person Overnight Shelter	Persons Assisted	0
		Overnight/Emergency Shelter/Transitional Housing Beds added	Beds	0
		Public Facility or Infrastructure Activities other than Low/Moderate Income Housing Benefit	Persons Assisted	71



U.S. Department of Housing and Urban Development
Office of Community Planning and Development
Integrated Disbursement and Information System
Con Plan Goals and Accomplishments
MORRIS COUNTY, 2016

Date: 09/01/2017

Time: 10:26 AM

Page: 3

Project Name	Activity Name	Goal Outcome Indicator	Outcome Unit of Measure	Outcome Actual - Program Year
Community Facilities that serve persons who are homeless	St. John's Church Soup kitchen	Homeless Person Overnight Shelter	Persons Assisted	0
		Overnight/Emergency Shelter/Transitional Housing Beds added	Beds	0
		Public Facility or Infrastructure Activities other than Low/Moderate Income Housing Benefit	Persons Assisted	64
Health Center Restoration	Health Center Restoration	Public Facility or Infrastructure Activities other than Low/Moderate Income Housing Benefit	Persons Assisted	120
HOME projects	Morris Habitat for Humanity-Carlton St Townhouses	Homeowner Housing Added	Household Housing Unit	5
Housing construction	Madison Affordable Tabor Road site work	Homeowner Housing Added	Household Housing Unit	0
		Housing for Homeless added	Household Housing Unit	0
		Housing for People with HIV/AIDS added	Household Housing Unit	0
		Rental units constructed	Household Housing Unit	56
Housing Rehabilitation	Fix-It Program	Homeowner Housing Rehabilitated	Household Housing Unit	62
Public Facilities - General	Rockaway Borough - Warming Center	Public Facility or Infrastructure Activities other than Low/Moderate Income Housing Benefit	Persons Assisted	6455
Rehab; Single Unit Residential	Rehab; Single-Unit Residential	Homeowner Housing Rehabilitated	Household Housing Unit	6
Rehabilitation - homeowner	Housing rehabilitation program	Homeowner Housing Rehabilitated	Household Housing Unit	18
	Rehab Delivery of Costs	Homeowner Housing Rehabilitated	Household Housing Unit	0
Tenant Based Rental Assistance	TBRA	Tenant-based rental assistance / Rapid Rehousing	Households Assisted	19