



FY 2020 Comprehensive Annual Performance and Evaluation Report (CAPER)

Morris County, NJ

September 2021

Prepared by:
The Morris County Department of
Human Services

and

Mullin & Lonergan Associates, Inc.

Contents

CR-05 - Goals and Outcomes	1
CR-10 - Racial and Ethnic composition of families assisted	6
CR-15 - Resources and Investments 91.520(a)	8
CR-20 - Affordable Housing 91.520(b)	14
CR-25 - Homeless and Other Special Needs 91.220(d, e); 91.320(d, e); 91.520(c)	17
CR-30 - Public Housing 91.220(h); 91.320(j)	22
CR-35 - Other Actions 91.220(j)-(k); 91.320(i)-(j).....	23
CR-40 - Monitoring 91.220 and 91.230.....	27
CR-45 - CDBG 91.520(c)	29
CR-50 - HOME 91.520(d).....	30
CR-60 - ESG 91.520(g) (ESG Recipients only)	32
CR-65 - Persons Assisted - SEE SAGE REPORT ATTACHED.....	34
CR-70 – ESG 91.520(g) - Assistance Provided and Outcomes.....	38
CR-75 – Expenditures.....	38

CR-05 - Goals and Outcomes

Progress the jurisdiction has made in carrying out its strategic plan and its action plan.

91.520(a)

This could be an overview that includes major initiatives and highlights that were proposed and executed throughout the program year.

This report reflects the completion of the first year of the five year Consolidated Planning period FY 2020-2024. During FY 2020 much of the work of the Office was focused on the planning and use of the Covid allocations from HUD for CDBG and ESG. Work slowed and even stopped during early 2020 on many of the activities that were under construction. The design and bidding of others was also delayed. A description of on-going activities is provided in the later sections.

Comparison of the proposed versus actual outcomes for each outcome measure submitted with the consolidated plan and explain, if applicable, why progress was not made toward meeting goals and objectives. 91.520(g)

Categories, priority levels, funding sources and amounts, outcomes/objectives, goal outcome indicators, units of measure, targets, actual outcomes/outputs, and percentage completed for each of the grantee's program year goals.

Goal	Category	Source / Amount	Indicator	Unit of Measure	Expected – Strategic Plan	Actual – Strategic Plan	Percent Complete	Expected – Program Year	Actual – Program Year	Percent Complete
Administration	Administration	CDBG: \$ / HOME: \$ / ESG: \$10311	Other	Other	5	0	0.00%	1	1	100.00%
Creation and preservation of homeownership opp.	Affordable Housing	CDBG: \$ / HOME: \$	Homeowner Housing Added	Household Housing Unit	30	0	0.00%	11	0	0.00%
Creation and preservation of homeownership opp.	Affordable Housing	CDBG: \$ / HOME: \$	Homeowner Housing Rehabilitated	Household Housing Unit	300	24	8.00%	120	24	20.00%
Creation and preservation of rental housing	Affordable Housing	CDBG: \$ / HOME: \$	Rental units constructed	Household Housing Unit	40	0	0.00%			
Creation and preservation of rental housing	Affordable Housing	CDBG: \$ / HOME: \$	Rental units rehabilitated	Household Housing Unit	100	0	0.00%	146	8	0.00%
Creation and preservation of rental housing	Affordable Housing	CDBG: \$ / HOME: \$	Homeowner Housing Rehabilitated	Household Housing Unit	0	0		0	0	
Housing for Persons who are Homeless	Homeless	HOME: \$ / ESG: \$	Tenant-based rental assistance / Rapid Rehousing	Households Assisted	70	0	0.00%	24	51	212.5%

Housing for Persons who are Homeless	Homeless	HOME: \$ / ESG: \$	Homeless Person Overnight Shelter	Persons Assisted	600	86	14.30%	245	86	35.00%
Housing for Persons who are Homeless	Homeless	HOME: \$ / ESG: \$	Homelessness Prevention	Persons Assisted	0	0		140	0	0.00%
Improve and expand Infrastructure	Non-Housing Community Development	CDBG: \$	Public Facility or Infrastructure Activities other than Low/Moderate Income Housing Benefit	Persons Assisted	140000	0	0.00%	16225	65815	405.6%
Improve and expand public facilities	Non-Housing Community Development	CDBG: \$	Public Facility or Infrastructure Activities other than Low/Moderate Income Housing Benefit	Persons Assisted	30000	0	0.00%	18175	7365	40.50%
Non-homeless Special Needs Housing	Non-Homeless Special Needs	CDBG: \$ / HOME: \$	Rental units constructed	Household Housing Unit	6	0	0.00%	1	4	400.00%
Non-homeless Special Needs Housing	Non-Homeless Special Needs	CDBG: \$ / HOME: \$	Rental units rehabilitated	Household Housing Unit	5	0	0.00%	5	0	0.00%
Non-homeless Special Needs Housing	Non-Homeless Special Needs	CDBG: \$ / HOME: \$	Direct Financial Assistance to Homebuyers	Households Assisted	300	0	0.00%			

Public Service	Non-Housing Community Development	CDBG: \$	Public Facility or Infrastructure Activities other than Low/Moderate Income Housing Benefit	Persons Assisted	0	0		1455	0	0.00%
Public Service	Non-Housing Community Development	CDBG: \$	Public service activities other than Low/Moderate Income Housing Benefit	Persons Assisted	2100	325	15.48%	1455	476	32.7

Table 1 - Accomplishments – Program Year & Strategic Plan to Date

Assess how the jurisdiction's use of funds, particularly CDBG, addresses the priorities and specific objectives identified in the plan, giving special attention to the highest priority activities identified.

Morris County allocated CDBG, HOME and ESG funding to address high priority goals and objectives as outlined in the Five Year Consolidated Plan. For FY 2020-2024, Morris County has identified the following goals and outcomes:

- Improve and expand Infrastructure: Infrastructure in the low income areas of the county must be improved or expanded to improve the quality of life for lower income residents
- Improve and expand public facilities: Improve public facilities serving low income residents including parks, libraries, and social service agencies require capital improvements including handicap accessibility.
- Public Service: Expand and continue non-housing community development supportive services
- Creation and preservation of rental housing: Creation and preservation of affordable rental housing through use of HOME and CDBG funding
- Creation and preservation of homeownership opportunity: Creation and preservation of affordable homeownership housing opportunities including housing rehabilitation assistance and creation of new homeownership units.
- Housing for Persons who are Homeless: Preservation of short- and long-term homeless facilities and housing including the provision of Tenant Based Rental Assistance (TBRA) to end homelessness
- Non-homeless Special Needs Housing: Creation and preservation of special needs facilities and accessible housing
- Administration: Program oversight, public outreach and on-going management of the federal grants programs

FY 2020 activities, particularly CDBG, met the needs of the low income community by providing infrastructure and facility improvements, housing for low income and special needs populations and services for the homeless. There were seven (7) HOME funded activities underway. Due to Covid, none of the units were sold or occupied. However, as of August, four (4) projects will be completed. The Emergency Solutions Grant program provides shelter, outreach and rapid-rehousing to homeless families and individuals.

CDBG CV and ESG CV funding were allocated to prevent, prepare for, and respond to coronavirus. The County provided several rounds of requests for proposals to meet the needs of the community through public service organizations. As the needs of the community evolved, many changes were made. Some activities were added and others dropped. The County received \$2,080,638 in ESG CV Funding and \$3,876,340 in CDBG CV funding.

CR-10 - Racial and Ethnic composition of families assisted

Describe the families assisted (including the racial and ethnic status of families assisted).

91.520(a)

	CDBG	HOME	ESG
White	903	3	168
Black or African American	162	2	81
Asian	34	0	3
American Indian or American Native	7	0	2
Native Hawaiian or Other Pacific Islander	5	0	0
Total	1,115	5	253
Hispanic	204	1	82
Not Hispanic	911	4	171

Table 2 – Table of assistance to racial and ethnic populations by source of funds

Narrative

The figures above do not include 35 multi-racial and “other races” persons served by the CDBG program. Of this population, 11 were Hispanic. A total of 1,115 people were served through the use of CDBG funds. The HOME program report only shows 1 household provided Tenant Based Rental Assistance because the line item was not yet completed. In reality, 14 households were served. In addition, 4 rental units were completed for special needs persons but the line item was not yet completed.

Of the CDBG beneficiaries shown in PR23, 65 households were counted as housing beneficiaries, of which 12 were non-White and 5 were Hispanic. This is largely a cumulative accomplishment that IDIS counts for a completed line item. In FY 2020, 24 homes were rehabilitated. Covid severely restricted the rehab program since Hope House had to suspend the Fix-It program completing only 9 units. (**NOTE – add habitat beneficiaries**)

ESG funds assisted 293 people of which 168 were white, 81 were Black and 44 were various races including 30 reporting multiple races and 9 not providing race data not reported on the table provided. Nearly 29% were Hispanic.

Morris County population’s major constituent groups consist of 3.1% Black or African American, 9.0% Asian, and 82.6% White per the 2015 American Community Survey. When considering origin and race, 11.5% of the total population is Hispanic/Latino. Pockets, or concentrations of these subpopulations,

occur in 14 of the county's 39 municipalities. Data from the 2020 Census is not yet available.

ESG CV funds provided shelter and rapid re-housing to persons who were homeless. Case management was also provided to persons threatened with homelessness. The number served were not yet available.

The County does not set priorities for allocating investments geographically. Funding awards are based on need and activity eligibility within low income areas. Assistance is spread throughout the consortium with actual locations determined by applications received and funding availability. Activities have been undertaken in many of the 24 communities with areas of racial concentration. The Township of Parsippany-Troy Hills determines the location of activities to be assisted with CDBG funds within the Township. Parsippany-Troy-Hills is part of the County's HOME consortium but a separate CDBG entitlement.

The largest concentration of Black/African American population is in Morristown. For Asians, the largest concentration is in the Township of Parsippany-Troy Hills, which is not a part of Morris County's CDBG jurisdictions but is part of the County's HOME Consortium.

CR-15 - Resources and Investments 91.520(a)

Identify the resources made available

Source of Funds	Source	Resources Made Available	Amount Expended During Program Year
CDBG	public - federal	1,978,721	1,950,481.14
HOME	public - federal	818,908	1,523,473
ESG	public - federal	170,311	144,290
Covid funding: ESG		2,080,638	17,000
Covid Funding: CDBG		3,876,340	0

Table 3 - Resources Made Available

Narrative

CDBG : Resources made available for FY 2020 include the FY 2020 grant of \$1,978,721 and program income received of \$9,494. In addition there was \$2,768,747.98 remaining in prior years funds for a total of \$4,756,962.98. PR 26 shows that there was a total of \$ 1,950,481.14 expended for CDBG during FY 2020. As of the end of the year, there is a balance of CDBG funds remaining of 2,806,481.84. There is approximately \$400,000 available to commit to new activities.

HOME: Resources made available consists of the FY 2020 grant of \$818,908. During FY 2020, Morris County spent the sum of \$ 1,523,473 from FY 2017, 2018 and 2019 funds and incurred a match liability (25% of funds expended other than Admin) of \$ 243,858.37. (Match liability is not based on the County's program year but on the federal program year – which ended September 30 2020)

ESG: Resources made available for FY 2020 consists of the grant of \$170,311. There were \$94,010 in FY 2019 funds and \$43,350 in FY 2020 disbursed. There was \$35,000 in FY 2019 funds that had not yet been disbursed but will be based on vouchers that predate the cut off of July 12, 2021.

The Covid funding for CDBG and ESG (called CDBG CV and ESG CV) was received from HUD and committed to local agencies and programs in several rounds starting in March 2020 and then in November 2020 followed by reallocations in June 2021. There were no CDBG CV funds expended as of June 30, 2021 and \$17,000 been expended of the ESG CV funds. However, the agencies and programs funded through ESG CV have incurred expenses of \$239,156 through June 30, 2021 much of which has not yet been invoiced to the County.

Identify the geographic distribution and location of investments

Target Area	Planned Percentage of Allocation	Actual Percentage of Allocation	Narrative Description
Countywide	100	100	Urban County

Table 4 – Identify the geographic distribution and location of investments

Narrative

The county does not target activities geographically. The geographic area within the Consortium consists of 39 municipalities with a land area of 469 square miles. The Urban County program for 2020 included 37 municipalities with Dover and Parsippany-Troy Hills only participating in the HOME program. Census figures from 2010 indicate a total population of 492,276. In terms of race, the population's major constituent groups consist of 3.1% Black or African American, 9.0% Asian, and 82.6% White. When considering origin and race, 11.5% of the total population is Hispanic/Latino. Pockets, or concentrations of these subpopulations, occur in 14 of the county's 39 municipalities.

Funding awards are based on need and activity eligibility within low income areas. Assistance is spread throughout the consortium with actual locations determined by applications received and funding availability. Activities have been recommended for funding in areas of minority concentrations in the Mount Olive, Montville, Rockaway, Victory Gardens, Rockaway Township, Roxbury, and Netcong. The Township of Parsippany-Troy Hills determines the location of activities to be assisted with CDBG funds within the Township.

The tracts identified as racially concentrated areas of poverty are:

- Census Tract 435: Morristown
- Census Tract 438: Morristown
- Census Tract 417.05: Parsippany
- Census Tract 450: Dover
- Census Tract 456.02: Victory Gardens

In addition, the Analysis of Impediments to Fair Housing identified 24 Municipalities with areas of racial concentration that are not areas of poverty.

Leveraging

Explain how federal funds leveraged additional resources (private, state and local funds), including a description of how matching requirements were satisfied, as well as how any publicly owned land or property located within the jurisdiction that were used to address the needs identified in the plan.

Typically, other resources made available to meet the needs identified in the Consolidated Plan include state and municipal funds, County grant-in-aid, weatherization funds, private foundations, private donations, volunteer labor and private loans from lending institutions.

HOME and HESG require match. The HOME match is 25% of the grant funds received. The match liability for Morris County for FY 2020 was \$ 243,858.37 as reported on PR33. Match received was \$377,532.33. ESG match is 100% and is provided by individual non-profit agencies that receive the funds. See ESG section of this report.

Fiscal Year Summary – HOME Match	
1. Excess match from prior Federal fiscal year	12,912,467.00
2. Match contributed during current Federal fiscal year	377532.33
3. Total match available for current Federal fiscal year (Line 1 plus Line 2)	13,289,999.00
4. Match liability for current Federal fiscal year	243,858.37
5. Excess match carried over to next Federal fiscal year (Line 3 minus Line 4)	13,046,140.96

Table 5 – Fiscal Year Summary - HOME Match Report

Match Contribution for the Federal Fiscal Year								
Project No. or Other ID	Date of Contribution	Cash (non-Federal sources)	Foregone Taxes, Fees, Charges	Appraised Land/Real Property	Required Infrastructure	Site Preparation, Construction Materials, Donated labor	Bond Financing	Total Match
1417 Circle Dr	11/23/2020	30,000						30,000
1417 Circle Dr	10/12/2020	224,630						224,630
1447 Bartho	01/6/2021	30,000						30,000
1449 Johns	02/22/21	32,000						32,000
1449 Johns	6/25/21	55,322.15						55,322.15
121 Main St Roxbury	12/07/2020	4977.00						4977.00
121 Main St Roxbury	02/22/2021	603.18						603.18

Table 6 – Match Contribution for the Federal Fiscal Year

HOME MBE/WBE report

Program Income – Enter the program amounts for the reporting period				
Balance on hand at beginning of reporting period \$	Amount received during reporting period \$	Total amount expended during reporting period \$	Amount expended for TBRA \$	Balance on hand at end of reporting period \$
0	0	0	0	0

Table 7 – Program Income

Minority Business Enterprises and Women Business Enterprises – Indicate the number and dollar value of contracts for HOME projects completed during the reporting period						
	Total	Minority Business Enterprises				White Non-Hispanic
		Alaskan Native or American Indian	Asian or Pacific Islander	Black Non-Hispanic	Hispanic	
Contracts						
Dollar Amount	0	0	0	0	0	0
Number	0	0	0	0	0	0
Sub-Contracts						
Number	0	0	0	0	0	0
Dollar Amount	0	0	0	0	0	0
	Total	Women Business Enterprises	Male			
Contracts						
Dollar Amount	0	0	0			
Number	0	0	0			
Sub-Contracts						
Number	0	0	0			
Dollar Amount	0	0	0			

Table 8 - Minority Business and Women Business Enterprises

Minority Owners of Rental Property – Indicate the number of HOME assisted rental property owners and the total amount of HOME funds in these rental properties assisted						
	Total	Minority Property Owners				White Non-Hispanic
		Alaskan Native or American Indian	Asian or Pacific Islander	Black Non-Hispanic	Hispanic	
Number	0	0	0	0	0	0
Dollar Amount	0	0	0	0	0	0

Table 9 – Minority Owners of Rental Property

Relocation and Real Property Acquisition – Indicate the number of persons displaced, the cost of relocation payments, the number of parcels acquired, and the cost of acquisition						
Parcels Acquired		0		0		
Businesses Displaced		0		0		
Nonprofit Organizations Displaced		0		0		
Households Temporarily Relocated, not Displaced		0		0		
Households Displaced	Total	Minority Property Enterprises				White Non-Hispanic
		Alaskan Native or American Indian	Asian or Pacific Islander	Black Non-Hispanic	Hispanic	
Number	0	0	0	0	0	0
Cost	0	0	0	0	0	0

Table 10 – Relocation and Real Property Acquisition

CR-20 - Affordable Housing 91.520(b)

Evaluation of the jurisdiction's progress in providing affordable housing, including the number and types of families served, the number of extremely low-income, low-income, moderate-income, and middle-income persons served.

	One-Year Goal	Actual
Number of Homeless households to be provided affordable housing units	27	51
Number of Non-Homeless households to be provided affordable housing units	285	32
Number of Special-Needs households to be provided affordable housing units	3	0
Total	315	83

Table 11 – Number of Households

	One-Year Goal	Actual
Number of households supported through Rental Assistance	27	51
Number of households supported through The Production of New Units	14	8
Number of households supported through Rehab of Existing Units	274	24
Number of households supported through Acquisition of Existing Units	0	
Total	315	83

Table 12 – Number of Households Supported

Discuss the difference between goals and outcomes and problems encountered in meeting these goals.

During 2020 there were no new HOME projects completed in IDIS. Three (3) of the group homes were completed and Certificates of Occupancy issued but due to the state shut down, DDD did not refer tenants. One of these projects was completed in August. The other units are expected to be occupied by September 2021. The homeownership development project in Roxbury was likewise completed but beneficiary data did not get reported until August and the project will be completed in IDIS for FY 2021.

There were 8 housing development activities underway in FY 2020. These projects include:

- Mt. Kemble – (1411) Supportive Housing 4 units - need beneficiaries
- Dover Vets – (1456) 10 home units; 70 rental units - underway
- Alfa – (1447) Bartholi Supportive Housing - 4 bedroom SRO- need beneficiaries
- Avidd – (1486) Zeek Road -4 bedroom SRO- need beneficiaries
- Circle Dr. – (1417) Supportive Housing - 4 bedroom SRO – completed 8.28.21
- Madison – (1449) Conversion of 2 (4) Bedroom apartments to 4 (2) Bedroom apartments
- Habitat – (1448) Main St. Roxbury - 6 new construction homeownership units – completed, need beneficiary data
- Habitat – (1487) - Construction of Housing-Bennet Ave. Habitat for Humanity – 11 units - not yet started

It takes more than a year or two to complete these types of projects which slows the recording of accomplishments. The units completed in FY 2020 were generally 2018, 2019 and 2020 projects. Several of the group homes were stymied because of COVID when the state Department of Developmental Disabilities stopped sending referrals of tenants. One HME project – 88 MLK is being counted in 2020 even though completed in 2019. This project has 8 rental units for low income people.

The homeless goals reports the number of new units made available to homeless persons through HOME TBRA Housing First vouchers (14), COC new vouchers (21), and ESG funded Rapid Re-housing (16). Roots and Wings provides Rapid Re-housing for homeless persons.

Non-homeless housing goals are based on the commitments made to several housing activities, including the housing rehab programs of the County, Habitat and Hope House and rental developments supported by HOME. Special needs housing included a group home project that was completed.

Discuss how these outcomes will impact future annual action plans.

The goals were based on activities planned in the year but several will take more than one year to complete. These goals will be achieved in subsequent years.

Include the number of extremely low-income, low-income, and moderate-income persons served by each activity where information on income by family size is required to determine the eligibility of the activity.

Number of Households Served	CDBG Actual	HOME Actual
Extremely Low-income	10	14
Low-income	58	8
Moderate-income	6	0
Total	74	22

Table 13 – Number of Households Served

The figures above are based on one public service that does income intake - Morristown House Child Care and the County and Hope House housing rehabilitation programs. Beneficiaries for Habitat's rehab program are not yet included.

CR-25 - Homeless and Other Special Needs 91.220(d, e); 91.320(d, e); 91.520(c)

Evaluate the jurisdiction's progress in meeting its specific objectives for reducing and ending homelessness through:

Reaching out to homeless persons (especially unsheltered persons) and assessing their individual needs

The CoC Coordinated Entry Process requires that all participants and collaborating partner agencies use the NJ 2-1-1 system to make referrals. NJ 2-1-1 provides a safety assessment, prevention, diversion, and tiered rating tool to inform the referral process. Pre-screening and assessment will determine for immediate services or housing. For callers who require referral for prevention or diversion from shelter a referral is made to appropriate service providers. A Master List is maintained that prioritizes households for housing and services consistent with CoC's policies. The list is reviewed and maintained by Housing Stability Liaisons at the two drop in Centers. Liaisons facilitate the connections to services and shelter.

The Mental Health Association of Essex and Morris, Inc. (MHA) operates street outreach program for the CoC through the PATH program. MHA teams cover the full geographic region through targeting known locations. The teams work closely with local police and hospitals to respond to unsheltered homeless persons identified by those agencies. MHA tracks outreach interactions in the HMIS.

In addition, there are two day centers that connect unsheltered households to mainstream benefits, services, and shelter. The MHA and the drop-in centers work closely with the community shelters and connect people to the safe havens and emergency shelter programs. They also connects people to GA, TANF & SSI through which they may receive shelter and housing.

Outreach teams work to identify and serve those least likely to seek assistance. Outreach staff have access to bi-lingual Spanish speakers and other translation services for those with limited English proficiency. They also print documents in English and Spanish.

Outreach and assessment for people who are homeless and living on the street is provided by several other agencies including:

- Nurish NJ
- The Faith Kitchen in Dover
- The Market St. Mission
- Homeless Solutions, Inc.
- Our Promise – drop in center
- Edna's Haven – drop in center
- Morris County Office of Veterans Affairs

- Community Hope (Veterans)
- Lyons VA Hospital
- EDGE NJ formerly the New Jersey AIDS Services
- Morristown Memorial Family Health Center (AIDS)
- Roots and Wings (youth)
- Division of Child Protection and Permanency (DCP&P) Hotline (youth)

Outreach for Homeless Youth is conducted by Visions and Pathways. Roots and Wings provides shelter and transitional housing to youth. The COC is exploring ways of better understanding the scope of the homeless youth population and their needs. The CoC intends to incorporate youth resources into the Coordinated Entry process.

Addressing the emergency shelter and transitional housing needs of homeless persons

The CoC includes 9 shelter facilities and 2 voucher bed programs with a capacity of 247 beds, as well as overflow to accommodate 101 additional people. There is also a Safe Haven with 10 beds. ESG funding will be used to provide shelter support at the emergency shelter operated by Homeless Solutions, Inc., Jersey Battered Women's Services, and the voucher program administered by the Morris County Office of Temporary Assistance.

The 2020 Point-in-Time count for Morris County identified 243 households, including 354 unduplicated homeless persons. This is a 9% decrease (34 persons) in the total number of homeless from 2019. There were 51 chronically homeless persons counted. A total of 29 persons were unsheltered on the night of January 28, 2020.

Over the past five years (2016-2020), Morris County has experienced a 14% (56 person) decrease in the total homeless population. During this five-year period, there was a 9% decrease in persons staying in emergency shelter, a 15% decrease in unsheltered persons, and a 17% decrease in persons staying in transitional housing. Just under forty percent of homeless household respondents (38%) reported that their last permanent address prior to becoming homeless was outside of Morris County.

Demographics of the homeless population have remained relatively stable. Of the 243 households, 190 (79%) were families without children under age 18, and they were composed of 193 adults. This is a 20% (48 adult household) decrease from 2019. The majority of those who were homeless identified their race as White (46.3% or 164 persons), while 26.8% (95 persons) self-identified as Black or African American, and 19.8% of persons identified as Hispanic/Latino.

Subpopulations of homeless included 6 homeless veterans, 68 victims of domestic violence, and 34 homeless unaccompanied youth (aged 24 or below). The majority of veterans and chronically homeless persons were in emergency shelter programs, while most youth and victims of domestic violence were in transitional housing programs on the night of the count. Adults with disabilities accounted for 56% of the homeless population, with substance abuse affecting 55.1% of the persons with reported disabilities. Over half the adult homeless population reported mental health issues, as well as 42.9% of

children. Alcohol and drug abuse was the leading cause of homelessness, followed by loss or reduction of job income.

Helping low-income individuals and families avoid becoming homeless, especially extremely low-income individuals and families and those who are: likely to become homeless after being discharged from publicly funded institutions and systems of care (such as health care facilities, mental health facilities, foster care and other youth facilities, and corrections programs and institutions); and, receiving assistance from public or private agencies that address housing, health, social services, employment, education, or youth needs

Morris County has a robust Emergency Rental Assistance Program funded through the CARES Act and the American Rescue Plan. Aid is being provided to those who were unable to keep up on rent due to COVID. The COC Coordinated Entry also participates in all housing voucher programs through our Coordinated Entry – ERAP, Emergency Housing Vouchers, etc.

The COC has developed a process wherein each household served by programs in the homeless system is connected to the Morris County Office of Temporary Assistance (OTA) to manage mainstream benefits programs. Through this process, those experiencing homelessness are connected to cash and non-cash benefits for which they are eligible. For those individuals applying for SSI/SSDI, the Mental Health Association of Essex and Morris, Inc. has SOAR trained staff that assist individuals in successfully connecting with those benefits. In addition, the CoC coordinates with legal services, prevention programs, and affordable housing providers to ensure all agencies serving as entry points are aware of the system resources and can help direct those seeking assistance appropriately.

The CoC continues to work to improve data quality of the PIT count and HMIS data. For the 2020 PIT, the sheltered count was generated from HMIS data. The CoC data committee worked actively throughout the year to provide trainings and review data quality to ensure agencies capture client data accurately. The CoC saw an overall reduction in the sheltered count but did experience an increase in the chronically homeless population. This increase is related to the increased trainings and improvements in more accurately capturing the chronically homeless population.

The System Performance Measurements Report for 2020 documents an increase in the average length of stay in homelessness for persons in shelters, transitional housing, and Safe Haven. In 2019 the average length of stay was 119 days, increasing to 132 days in 2020. Overall, 11% of persons leaving shelter return to homelessness within the first six months. The percentage of persons leaving shelter who become homeless again within 2 years has been slowly climbing; 16% in 2018, 17% in 2019, and 18% in 2020. Of those who return to homelessness within 2 years, 9% do so from street-outreach services only, 25% from emergency shelter, 10% from Safe Haven, 8% from transitional housing, and 2% from permanent supportive housing. Therefore, persons leaving permanent housing are generally the least likely to return to homelessness within 2 years. The increase in income for persons served by the CoC documented in the 2018 SPM has continued through 2019 and 2020.

One of the strategies implemented to reduce returns to homelessness is the development of a community support program to provide services to families when they are in housing. Services are provided for up to 6 months and include connection to community programs, budgeting, and connections to financial resources. In addition, several initiatives have been implemented by the COC to decrease the length of homelessness for families:

1. Expanded rapid re-housing opportunities through creation of a COC-funded program that works in conjunction with the ESG funded rapid re-housing program.
2. Family Promise has implemented the following initiatives that have decreased the length of homelessness and increased stability in housing:
 - The Community Support Program provides in-home case management services to stabilize participants in housing.
 - The Landlord/Tenant Program provides incentives to landlords to serve those experiencing homelessness.
 - A Housing Locator with property management and realtor experience identifies landlords and negotiates rents for households.
 - A team of volunteers offer incentives to participating landlords such as free repairs, painting and unit upgrades.

The COC has developed local performance standards around reducing the length of time households remain homeless. Project and system level evaluations are conducted quarterly. The length of time households remain homeless is tracked through HMIS data for those served in emergency shelter, safe haven, and transitional housing programs.

A collaborative of CoC funded and non-CoC funded providers was awarded 50 vouchers through the state rental assistance program to provide supportive housing using a housing first model to chronically homeless households in the region. This program targets the most vulnerable segment of the chronically homeless population by prioritizing those with frequent interaction with local hospitals and jails. Given the chronic homeless population identified through the PIT count and HMIS, the community expects to serve 50% of the chronically homeless population with vouchers.

The CoC received 60 rapid re-housing vouchers through the state COVID-19 rental assistance program for persons experiencing homelessness in 2019. All 60 vouchers will be filled through referrals from Coordinated Entry (CE). This program targeted persons who have the ability to sustain work and housing after 6 to 12 months of rental assistance. There were approximately 250 persons on the CE waiting lists in 2021 – of the 250 people, 70 were referred to the program, but 34 were denied, 15 are still pending and 21 were approved. Housing placement served approximately 8.5% of the the CE list.

Helping homeless persons (especially chronically homeless individuals and families, families with children, veterans and their families, and unaccompanied youth) make the transition to permanent housing and independent living, including shortening the period of time that individuals and families experience homelessness, facilitating access for homeless individuals

and families to affordable housing units, and preventing individuals and families who were recently homeless from becoming homeless again

The COC has developed a process wherein each household served by programs in the homeless system is connected to the Morris County Office of Temporary Assistance (OTA) to manage mainstream benefits programs. Through this process, those experiencing homelessness are connected to cash and non-cash benefits for which they are eligible. For those individuals applying for SSI/SSDI, the Mental Health Association of Essex and Morris, Inc. has SOAR trained staff that assist individuals in successfully connecting with those benefits. In addition, the CoC coordinates with legal services, prevention programs, and affordable housing providers to ensure all agencies serving as entry points are aware of the system resources and can help direct those seeking assistance appropriately.

As discussed above, according to the Systems Performance Measurements Report the number of persons who became homeless for the first time has been increasing since 2017. However, steps are being take to reduce homeless through housing placement and diversion services, including:

As discussed above, according to the Systems Performance Measurements Report the number of persons who became homeless for the first time has been increasing since 2017. However, steps are being take to reduce homeless through housing placement and diversion services, including:

- 1) NJ 2-1-1:** NJ 2-1-1 and participating agencies complete a diversion process where short term phone and in-person case management services are offered with a focus on repairing relationships and providing donated in-kind items.
- 2) Morris County Youth Services Advisory Committee:** Members of the COC participate in the Morris County Youth Services Advisory Committee (YSAC) which addresses the needs of youth with social/emotional and juvenile justice issues. The YSAC develops, reviews, and revises the children's service system through a collaborative decision-making process. Members of the YSAC include LEA representatives, mental health, child welfare, health, corrections, juvenile justice and developmental disabilities agencies serving youth. Several COC members participate in the YSAC meetings working to develop strategies to address the full scope of needs of youth with social and emotional issues including homelessness and education.
- 3) Youth service providers:** The Visions and Pathways Street Outreach team (a RHY funded program) began operating in the community in 2014. With the increased outreach services for homeless youth, providers have increased their success with connecting with youth before they are homeless on the streets. Outreach providers are identifying homeless youth earlier in the process and connecting them with services to prevent them from becoming homeless on the street.

- 4) **Hope One:** A mobile outreach program designed to engage and offer services to individuals in need of substance use , mental health and other community resources. This program has since served hundreds of people since its inception in 2017, many of whom are at risk of homeless and in some cases living on the streets due to their illnesses. Given the marked early success of this program and higher demand than expected, Morris County is currently seeking proposals to expand Hope One with the addition of another vehicle and a team of staff. The expanded program will provide the broad range of services offered through the county welfare and Veteran’s offices and provider community. The “Navigating Hope” team consists of three (3) Human Service staff and 1 program navigator from Family Promise. They will support individuals and their families up to one year to achieve sustained success in the community.
- 5) **“Narcan 2.0” Program:** The Morris County Prosecutor’s Office, in concert with an alliance of government, medical, law enforcement, and social service and non-profit agencies, has launched the “Narcan 2.0” program, aimed at giving another chance at life to persons who have had recent near-fatal encounters with drug overdoses. The program requires every person whose condition has been “reversed” in the field, thanks to the administration of the drug Narcan by police officers or first responders, to be counseled by a certified Peer Recovery Specialist.

CR-30 - Public Housing 91.220(h); 91.320(j)

Actions taken to address the needs of public housing

The County funded a playground improvement project for the Morris County Housing Authority from CDBG funds in 2020. This project is underway.

Actions taken to encourage public housing residents to become more involved in management and participate in homeownership

The County took no specific actions to encourage resident participation in management of units but offers homeownership opportunities through Habitat and other agencies. Morris County Housing Authority continued to promote its Self-Sufficiency program and its emphasis on homeownership. It partners with Habitat for Humanity to provide affordable homeownership opportunities.

Actions taken to provide assistance to troubled PHAs

None of the housing authorities in Morris County are considered troubled.

CR-35 - Other Actions 91.220(j)-(k); 91.320(i)-(j)

Actions taken to remove or ameliorate the negative effects of public policies that serve as barriers to affordable housing such as land use controls, tax policies affecting land, zoning ordinances, building codes, fees and charges, growth limitations, and policies affecting the return on residential investment. 91.220 (j); 91.320 (i)

The FY 2020 -2024 Five Year Plan identified obstacles for affordable housing and actions that the County would take to remove these obstacles. The cost of housing and shortage or rental assistance are issues beyond the capacity of the County to address. However, through the financial support for creation of affordable housing and tenant-based rental assistance some relief was given.

Morris County and community organizations such as the Housing Alliance of Morris County, Fair Housing Committee, Foreclosure Taskforce, the County's Human Services Advisory Committee and the Continuum of Care/CAS continue to work to address the affordable housing issues in the County through such actions as:

- Investigate all potential funding sources to address the obstacles of inadequate federal dollars available through HUD programs
- Continue to advocate for affordable housing
- Continue to collaborate with nonprofits, municipalities, county and state government representatives, and the general public to encourage further development of affordable housing
- Continue participation on Morris County Foreclosure Taskforce
- Continue to participate in the Housing Alliance of Morris County
- Continue to participate in the Fair Housing Committee of the Morris County Human Relations Commission, focusing on improving accessibility of tenants to Fair Housing education e.g., providing training on tenant rights, landlord rights, and improving facility of lodging a Fair Housing complaint
- Maintain allocation to Tenant Based Rental Assistance program
- Continue participation in the CoC and on the Human Services Advisory Committee to maintain discussions on providing all the ancillary services needed to live in the county

Due to Covid, many of these groups suspended planned activities in 2020. The County however, did continue to fund the Tenant Based Rental Assistance program and as described earlier, is operating the Emergency Rental Assistance Program funded through the CARES and ARP Treasury programs.

Actions taken to address obstacles to meeting underserved needs. 91.220(k); 91.320(j)

To address the obstacles to meeting underserved needs identified in the five year plan, the County has sought other funding and worked to maximize the use of existing funding by coordinating efforts with the Housing Alliance of Morris County, Fair Housing Committee, Foreclosure Taskforce, the county's Human Services Advisory Council, and the Continuum of Care. Affordable Housing remains one of the

biggest underserved needs.

The HOME program continues to fund the creation of new affordable housing opportunities. Several new rental and homeowner projects are underway but were delayed due to COVID.

Actions taken to reduce lead-based paint hazards. 91.220(k); 91.320(j)

The housing rehabilitation program incorporates all aspects of lead safe work practices and abatement as required. Further, educational presentation on the hazards of lead-based paint to participants in the Step-by-Step first time homebuyer education classes makes them more aware of possible dangers as they prepare for homeownership. The EPA material on lead-based paint is distributed.

Actions taken to reduce the number of poverty-level families. 91.220(k); 91.320(j)

CDBG, HOME, and ESG funding is integrated into the programs that address poverty and homelessness by participating agencies that are served by the Morris County Continuum of Care, the Fair Housing Committee of the Morris County Human Relations Commission, and the Housing Alliance of Morris County. These agencies, and others, provide much needed services to assist residents that are living in poverty. Further programs such as job training, child care, transportation assistance and Tenant Based Rental Assistance (TBRA) reduce the impact of poverty and provide for income growth for families living in poverty.

Actions taken to develop institutional structure. 91.220(k); 91.320(j)

Administration of Morris County's federal grants programs through the Department of Human Services better facilitates coordination between human services programs and these important federal funding resources. The network of partnerships between the County and regional organizations such as the Fair Housing Committee of the Morris County Human Relations Commission and the Housing Alliance of Morris County strengthen the impact that the federal funds have in the communities.

The County had an inter-local Cooperation Agreements with 37 municipalities which forms the Urban County. The remaining two municipalities, Parsippany-Troy Hills and Dover, are part of the HOME consortium. Each of the 37 municipalities may apply for CDBG funding through the County, and housing activity through the HOME Program can be delivered anywhere in the County.

The housing programs are delivered through a variety of development entities. Housing rehabilitation is provided by in house by the County as well as through Catholic Social Services D/B/A HOPE House and Habitat for Humanity. The Fix It program provides essential repairs for elderly and disabled residents. Habitat provides single system housing rehabilitation.

Several organizations provide group homes that have received support from both HOME and CDBG funding. Other organizations, such as Morris County Habitat for Humanity and Morris Affordable

Housing Corporation construct new units for homeownership and or rental housing.

Actions taken to enhance coordination between public and private housing and social service agencies. 91.220(k); 91.320(j)

The County carries out its consolidated plan through a network of partnerships with governmental and non-profit agencies. It reinforces these relationships through participation in regional efforts such as the Housing Alliance of Morris County, the Housing Committee of the Morris County Human Relations Commission, and the Community Assistance Services (CAS – formerly known as CEAS).

The Division collaborates with the Community Development Revenue Sharing (CDRS) Committee, consisting of municipal representatives and other municipal officials, in coordinating efforts to meet public facility, infrastructure improvements, public service needs, accessibility needs, economic development needs, and housing needs. The CDRS Committee determines which projects receive funding. Funding resources and programs for the homeless are coordinated through the Community Assistance Services (CAS).

Priority human service needs are developed and incorporated into the Comprehensive Human Services Plan, and funding resources and programs to meet service needs, including health and mental health, are coordinated through the Department of Human services based on recommendations made by various groups including: the Human Services Advisory Council (HSAC), Mental Health Addiction Services Advisory Board (MHASAB), Youth Services Advisory Board (YSAC), and Advisory Council on Aging, Disabilities, and Veterans (ACADV). Both public and private agencies are active on their respective committees. The lead agency meets with appropriate staff and committees to implement the strategies of the plan.

Identify actions taken to overcome the effects of any impediments identified in the jurisdictions analysis of impediments to fair housing choice. 91.520(a)

In 2020, Morris County completed an Analysis of Impediments to Fair Housing Choice. This document outlined impediments, goals and actions to be taken to overcome the impediments. Unfortunately, the efforts to address COVID and suspension of many local activities and meetings put these action steps on the back burner.

Impediment: A lack of affordable housing throughout Morris County disproportionately affects members of the protected classes.

- Recommended actions steps included more oversight and technical assistance to local governments as they implement their COAH goals and continued funding of affordable housing projects. The County continued to provide such assistance through the Planning Department and funding through the Human Services Division's use of CDBG and HOME funds.

Impediment: Racially concentrated areas of poverty are found in several census tracts in Morris County. These areas may be indicative of constrained housing choice for members of the protected classes.

The County continued to fund projects that improved overall living conditions in racially concentrated areas of poverty while expanding affordable housing options in higher opportunity areas. HOME projects funded in 2020 included:

- Avidd Community Services rehabilitation of group homes for persons with special needs in Wharton, Boonton and Long Valley.
- Habitat for Humanity – continuation of development of 42 Bennett in Randolph Township for homeownership
- Tenant based Rental assistance

Fair Housing

Impediment: Members of the protected classes are more likely to have lower incomes, higher unemployment rates, and higher poverty rates. This limits housing choice, restricting access to community assets for members of the protected classes.

The action steps recommended were to negotiate non-discrimination on the basis of income in affordable housing, which is already a state law, and to link transportation to jobs centers with RCAPs. The latter is a long-term goal.

Impediment: Morris County and Parsippany's public transportation systems are fragmented, and could more adequately provide access to jobs and services for members of the protected classes.

These action steps are also long term in that improving the transportation network is a slow moving process. The Planning Department continues to work with New Jersey Transportation Planning Agency (NJTPA) to promote expanded service, and with municipalities to capitalize on areas that have service by increasing density.

Impediment: Members of the protected classes are disproportionately denied mortgages in the private sector. The recommended action step of providing homebuyer assistance has not yet been implemented.

HOME funds have been directed to several homebuyer activities, notably Habitat for Humanity, that provide affordable homeownership. The Housing Partnership provides homebuyer education classes for prospective homeowners.

Impediment: Morris County's monitoring and evaluation procedures do not properly track fair housing expenditures. Other policy components related to fair housing require revision.

The Community Development office has enhanced procedures for tracking fair housing expenditures, such as mapping the past five years of affordable housing development and charting

this progress on a spreadsheet. The monitoring tools have been re-designed to include fair housing outreach efforts and the use of the fair housing logo by subrecipients who develop new housing.

Impediment: Fair housing education and outreach efforts may not satisfy need.

The Fair Housing Task Force planned a Fair Housing education program but was shut down by COVID.

Impediment: Morris County's subrecipients may not be aware of their obligation to affirmatively further fair housing. Subrecipients zoning ordinances and/or attitudes towards affordable housing development may be restricting housing choice for members of the protected classes in higher opportunity areas of the County.

The County will continue to provide technical assistance to municipalities on their zoning and land use issues.

CR-40 - Monitoring 91.220 and 91.230

Describe the standards and procedures used to monitor activities carried out in furtherance of the plan and used to ensure long-term compliance with requirements of the programs involved, including minority business outreach and the comprehensive planning requirements

All activities are monitored on both an on-going basis through construction or service drawdown requests and via on-site visits to verify information and or complete wage monitoring requirements.

Fiscal monitoring of activities includes the review and approval of activity budgets, compliance with executed grant agreements and review and approval of vouchers.

Staff attend meetings with contractors for construction and rehabilitation activities to assure their compliance with HUD requirements and inspections are conducted as work progresses.

Site visits were not made to social service providers in 2020 due to COVID but will resume in 2021. By conducting desk monitoring rather than on-site, program activity and fiscal and regulatory compliance was assessed. Activity files are maintained with the necessary documentation.

To ensure long-term compliance for HOME projects, annual income verification procedures are in place as well as on-site monitoring and inspections every three years. This monitoring enables staff to ensure compliance with the following:

- Period of affordability
- Income of tenants and source documentation
- Amount of rent charged

- Housing quality standards of facility

Desk monitoring for 2020 was delayed due to Covid but will resume in 2021.

All subrecipients must follow competitive bidding practices and include outreach to MBE/WBE vendors in their process. Their efforts are monitored prior to the award of contracts.

To ensure that the County is addressing the long-term goals for the program, it matches activities to the goals in the award process for selecting projects for the fiscal year.

Citizen Participation Plan 91.105(d); 91.115(d)

Describe the efforts to provide citizens with reasonable notice and an opportunity to comment on performance reports.

The CAPER document was placed on public display for a period of 15 days from September 13, 2021 to September 28, 2021.

Copies of the notice of the CAPER were distributed as follows:

- County website:
- *The Daily Record* Newspaper
- Morris County Housing Authority – P.O.B. 900, Morristown, NJ 07963-0900
- Morris Habitat for Humanity- 240 South Salem Street, Suite 100, Randolph, NJ 07869
- Cornerstone Family Services - 62 Elm Street, Morristown 07960
- Interfaith Food Pantry - 2 Executive Drive, Morris Plains 07950
- Jersey Battered Women's Service (JBWS) - P.O. Box 1437, Morristown 07962
- Morris County Division on Aging, Disabilities and Veterans - POB 900, Morristown, NJ 07963-0900
- Continuum of Care agencies (blast email)

CR-45 - CDBG 91.520(c)

Specify the nature of, and reasons for, any changes in the jurisdiction's program objectives and indications of how the jurisdiction would change its programs as a result of its experiences.

There are no changes anticipated in the program as a result of experiences.

Does this Jurisdiction have any open Brownfields Economic Development Initiative (BEDI) grants?

No

[BEDI grantees] Describe accomplishments and program outcomes during the last year.

CR-50 - HOME 91.520(d)

Include the results of on-site inspections of affordable rental housing assisted under the program to determine compliance with housing codes and other applicable regulations

Please list those projects that should have been inspected on-site this program year based upon the schedule in §92.504(d). Indicate which of these were inspected and a summary of issues that were detected during the inspection. For those that were not inspected, please indicate the reason and how you will remedy the situation.

There were nineteen (19) properties that were due for inspection during PY 2020 . Due to Covid such inspections were delayed and will be conducted in 2022.

- ARC Hanover – Eden
- ARC Hanover – Horsehill (30 and 32)
- ARC Parsippany – Access Housing I
- ARC Parsippany – Lake Parsippany
- Cheshire Home III
- Community Hope – Cambridge (5)
- Community Hope – Ford Ave., Wharton
- Community Hope – Chester
- Homeless Solutions – Jean St.
- Homeless Solutions – Abbett
- Homeless Solutions - Draketown
- Homeless Solutions – Harrison
- Homeless Solutions – 81 MLK
- Jefferson Chase Senior Housing
- MAHC-24 Central Ave
- MAHC, Denville Cooks Pond
- New Bridge - Mt Ollive
- New Bridge – Pompton Plains

**Provide an assessment of the jurisdiction's affirmative marketing actions for HOME units.
92.351(b)**

There were no new HOME projects with more than 5 units completed requiring an Affirmative Marketing Plan in the past year. During monitoring, compliance with the Affirmative Marketing Plan is checked. The Dover Veteran project with 70 units was initiated and they provided an Affirmative Marketing Plan. Half the units are specifically dedicated to Veterans.

However, regardless of the number of units, the County agreement includes requirements for affirmative marketing for all units. Outreach is required to those least likely to apply for housing.

There were also 14 households that were assisted with Tenant Based Rental Assistance. Various COC agencies sponsor units and beneficiaries for this program.

Refer to IDIS reports to describe the amount and use of program income for projects, including the number of projects and owner and tenant characteristics

There was no new HOME program income generated in 2020.

TBRA funds from the FY 2020 line item assisted 14 households – ten (10) with income below 30% of the median and 4 with income below 50% of median. Of the 14 households, 4 were Black/African-American, one was “Other” and 9 were White. There were 3 persons who identified as Hispanic. Most (10) were single parent households but three (3) were single persons and one (1) was a two-parent household.

Describe other actions taken to foster and maintain affordable housing. 91.220(k) (STATES ONLY: Including the coordination of LIHTC with the development of affordable housing). 91.320(j)

During FY 2020, the County undertook a number of programs that foster and maintain affordable housing:

- County’s Homeowner Rehab Program
- Habitat’s Aging in Place Program
- Collaborated with Morris County Housing Authority on TBRA Program
- Provided technical assistance to prospective subgrantees on the subject of acquiring, rehabilitating or constructing affordable housing
- Participated in the Housing Alliance of Morris County, the Fair Housing Committee and CAS
- Funded HOME construction and rehabilitation activities
- ESG And COC funding provides rental support to homeless families to move to affordable housing

CR-60 - ESG 91.520(g) (ESG Recipients only)

ESG Supplement to the CAPER in *e-snaps*

For Paperwork Reduction Act

1. Recipient Information—All Recipients Complete

Basic Grant Information

Recipient Name	MORRIS COUNTY
Organizational DUNS Number	080611700
EIN/TIN Number	226002462
Identify the Field Office	NEWARK
Identify CoC(s) in which the recipient or subrecipient(s) will provide ESG assistance	Morris County CoC

ESG Contact Name

Prefix	Ms.
First Name	Jennifer
Middle Name	
Last Name	Van Natta
Suffix	
Title	Community Development
Phone Number	Manager 9732856033
Extension	
Email Address	jvannatta@co.morris.nj.us

ESG Contact Address

Street Address 1	Office of Community Development
Street Address 2	PO Box 900
City	Morristown
State	NJ
ZIP Code	-
Phone Number	9732856852
Extension	0
Fax Number	9732856032
Email Address	aarcher@co.morris.nj.us

ESG Secondary Contact

Prefix	Ms.
First Name	Amy
Middle Name	
Last Name	Archer

Suffix	0
Title	Division Director, Community and Behavioral Health Services
Phone Number	9732856852
Extension	0
Email Address	aarcher@co.morris.nj.us

2. Reporting Period—All Recipients Complete

Program Year Start Date	07/01/2020
Program Year End Date	06/30/2021

3a. Subrecipient Form – Complete one form for each subrecipient

Subrecipient or Contractor Name: MORRIS COUNTY OFFICE OF TEMPORARY ASSISTANCE
City: Morristown
State: NJ
Zip Code: 07963, 0900
DUNS Number: 080611700
Is subrecipient a victim services provider: N
Subrecipient Organization Type: Unit of Government
ESG Subgrant or Contract Award Amount: 35,000

Subrecipient or Contractor Name: JERSEY BATTERED WOMEN SERVICES, INC.
City: Morristown
State: NJ
Zip Code: 07962, 1437
DUNS Number: 122144272
Is subrecipient a victim services provider: N
Subrecipient Organization Type: Other Non-Profit Organization
ESG Subgrant or Contract Award Amount: 24,010
Subrecipient or Contractor Name: HOMELESS SOLUTIONS, INC.
City: Morristown
State: NJ
Zip Code: 07960, 8104
DUNS Number: 191422468
Is subrecipient a victim services provider: N
Subrecipient Organization Type: Other Non-Profit Organization
ESG Subgrant or Contract Award Amount: 35,000

Subrecipient or Contractor Name: ROOTS & WINGS
City: Denville
State: NJ
Zip Code: 07834, 2735
DUNS Number: 010764663
Is subrecipient a victim services provider: N
Subrecipient Organization Type: Other Non-Profit Organization
ESG Subgrant or Contract Award Amount: 35,000

Subrecipient or Contractor Name: FAMILY PROMISE OF MORRIS COUNTY
City: Morristown
State: NJ
Zip Code: 07962, 1494
DUNS Number: 838214633
Is subrecipient a victim services provider: N
Subrecipient Organization Type: Faith-Based Organization
ESG Subgrant or Contract Award Amount: 35,000

CR-65 - Persons Assisted - *SEE SAGE REPORT ATTACHED*

4. Persons Served

4a. Complete for Homelessness Prevention Activities

Number of Persons in Households	Total
Adults	
Children	
Don't Know/Refused/Other	
Missing Information	
Total	

Table 16 – Household Information for Homeless Prevention Activities

4b. Complete for Rapid Re-Housing Activities

Number of Persons in Households	Total
Adults	
Children	
Don't Know/Refused/Other	
Missing Information	
Total	

Table 17 – Household Information for Rapid Re-Housing Activities

4c. Complete for Shelter

Number of Persons in Households	Total
Adults	
Children	
Don't Know/Refused/Other	
Missing Information	
Total	

Table 18 – Shelter Information

4d. Street Outreach

Number of Persons in Households	Total
Adults	
Children	
Don't Know/Refused/Other	
Missing Information	
Total	

Table 19 – Household Information for Street Outreach

4e. Totals for all Persons Served with ESG

Number of Persons in Households	Total
Adults	
Children	
Don't Know/Refused/Other	
Missing Information	
Total	

Table 20 – Household Information for Persons Served with ESG

5. Gender—Complete for All Activities

	Total
Male	
Female	
Transgender	
Don't Know/Refused/Other	
Missing Information	
Total	

Table 21 – Gender Information

6. Age—Complete for All Activities

	Total
Under 18	
18-24	
25 and over	
Don't Know/Refused/Other	
Missing Information	
Total	

Table 22 – Age Information

7. Special Populations Served—Complete for All Activities

Number of Persons in Households				
Subpopulation	Total	Total Persons Served – Prevention	Total Persons Served – RRH	Total Persons Served in Emergency Shelters
Veterans				
Victims of Domestic Violence				
Elderly				
HIV/AIDS				
Chronically Homeless				
Persons with Disabilities:				
Severely Mentally Ill				
Chronic Substance Abuse				
Other Disability				
Total (unduplicated if possible)				

Table 23 – Special Population Served

CR-70 – ESG 91.520(g) - Assistance Provided and Outcomes

10. Shelter Utilization

Number of New Units - Rehabbed	0
Number of New Units - Conversion	0
Total Number of bed-nights available	21,097
Total Number of bed-nights provided	13,997
Capacity Utilization	66.35%

Table 24 – Shelter Capacity

11. Project Outcomes Data measured under the performance standards developed in consultation with the CoC(s)

See attached HUD performance measure report in Unique Appendices and the ESG Program Manual.

CR-75 – Expenditures

11. Expenditures

11a. ESG Expenditures for Homelessness Prevention

	Dollar Amount of Expenditures in Program Year		
	2018	2019	2020
Expenditures for Rental Assistance	0	0	0
Expenditures for Housing Relocation and Stabilization Services - Financial Assistance	0	0	0
Expenditures for Housing Relocation & Stabilization Services - Services	0	0	0
Expenditures for Homeless Prevention under Emergency Shelter Grants Program	0	35,000	8,350
Subtotal Homelessness Prevention	0	35,000	8,350

Table 25 – ESG Expenditures for Homelessness Prevention

11b. ESG Expenditures for Rapid Re-Housing

	Dollar Amount of Expenditures in Program Year		
	2018	2019	2020
Expenditures for Rental Assistance	0	0	35,000
Expenditures for Housing Relocation and Stabilization Services - Financial Assistance	0	0	0
Expenditures for Housing Relocation & Stabilization Services - Services	0	0	0
Expenditures for Homeless Assistance under Emergency Shelter Grants Program	0	0	35,000
Subtotal Rapid Re-Housing	0	0	35,000

Table 26 – ESG Expenditures for Rapid Re-Housing

11c. ESG Expenditures for Emergency Shelter

	Dollar Amount of Expenditures in Program Year		
	2018	2019	2020
Essential Services	0	0	0
Operations	0	19,670+35000	0
Renovation	0	0	0
Major Rehab	0	0	0
Conversion	0	0	0
Subtotal	0	54,670	0

Table 27 – ESG Expenditures for Emergency Shelter

11d. Other Grant Expenditures

	Dollar Amount of Expenditures in Program Year		
	2018	2019	2020
Street Outreach	0	0	0
HMIS	0	0	0
Administration	0	0	0

Table 28 - Other Grant Expenditures

11e. Total ESG Grant Funds

Total ESG Funds Expended	2018	2019	2020
	0	125,410	43,350

Table 29 - Total ESG Funds Expended

11f. Match Source

	2018	2019	2020
Other Non-ESG HUD Funds (R&W)	0		50,000
Other Federal Funds	0	0	0
State Government (OTA)	0	\$9,940.06	0
Local Government(OTA)	0	\$13,649.94	0
Private Funds(R&W and JBWS \$20k)	0		\$252,000
Other(R&W)	0		\$200,000
Fees	0	0	0
Program Income	0	0	0
Total Match Amount	0	23,590	482,000

Table 30 - Other Funds Expended on Eligible ESG Activities

11g. Total

Total Amount of Funds Expended on ESG Activities	2018	2019	2020
	0	250,820	86,700

Table 31 - Total Amount of Funds Expended on ESG Activities

Attachment
proof of publication

Pr26



Office of Community Planning and Development
U.S. Department of Housing and Urban Development
Integrated Disbursement and Information System
PR26 - CDBG Financial Summary Report
Program Year 2020
MORRIS COUNTY , NJ

DATE: 08-30-21
TIME: 15:21
PAGE: 1

PART I: SUMMARY OF CDBG RESOURCES

01 UNEXPENDED CDBG FUNDS AT END OF PREVIOUS PROGRAM YEAR	2,768,747.98
02 ENTITLEMENT GRANT	1,978,721.00
03 SURPLUS URBAN RENEWAL	0.00
04 SECTION 108 GUARANTEED LOAN FUNDS	0.00
05 CURRENT YEAR PROGRAM INCOME	9,494.00
05a CURRENT YEAR SECTION 108 PROGRAM INCOME (FOR SI TYPE)	0.00
06 FUNDS RETURNED TO THE LINE-OF-CREDIT	0.00
06a FUNDS RETURNED TO THE LOCAL CDBG ACCOUNT	0.00
07 ADJUSTMENT TO COMPUTE TOTAL AVAILABLE	0.00
08 TOTAL AVAILABLE (SUM, LINES 01-07)	4,756,962.98

PART II: SUMMARY OF CDBG EXPENDITURES

09 DISBURSEMENTS OTHER THAN SECTION 108 REPAYMENTS AND PLANNING/ADMINISTRATION	1,633,114.80
10 ADJUSTMENT TO COMPUTE TOTAL AMOUNT SUBJECT TO LOW/MOD BENEFIT	0.00
11 AMOUNT SUBJECT TO LOW/MOD BENEFIT (LINE 09 + LINE 10)	1,633,114.80
12 DISBURSED IN IDIS FOR PLANNING/ADMINISTRATION	317,366.34
13 DISBURSED IN IDIS FOR SECTION 108 REPAYMENTS	0.00
14 ADJUSTMENT TO COMPUTE TOTAL EXPENDITURES	0.00
15 TOTAL EXPENDITURES (SUM, LINES 11-14)	1,950,481.14
16 UNEXPENDED BALANCE (LINE 08 - LINE 15)	2,806,481.84

PART III: LOW/MOD BENEFIT THIS REPORTING PERIOD

17 EXPENDED FOR LOW/MOD HOUSING IN SPECIAL AREAS	0.00
18 EXPENDED FOR LOW/MOD MULTI-UNIT HOUSING	0.00
19 DISBURSED FOR OTHER LOW/MOD ACTIVITIES	1,633,114.80
20 ADJUSTMENT TO COMPUTE TOTAL LOW/MOD CREDIT	0.00
21 TOTAL LOW/MOD CREDIT (SUM, LINES 17-20)	1,633,114.80
22 PERCENT LOW/MOD CREDIT (LINE 21/LINE 11)	100.00%

LOW/MOD BENEFIT FOR MULTI-YEAR CERTIFICATIONS

23 PROGRAM YEARS(PY) COVERED IN CERTIFICATION	PY: PY: PY:
24 CUMULATIVE NET EXPENDITURES SUBJECT TO LOW/MOD BENEFIT CALCULATION	0.00
25 CUMULATIVE EXPENDITURES BENEFITING LOW/MOD PERSONS	0.00
26 PERCENT BENEFIT TO LOW/MOD PERSONS (LINE 25/LINE 24)	0.00%

PART IV: PUBLIC SERVICE (PS) CAP CALCULATIONS

27 DISBURSED IN IDIS FOR PUBLIC SERVICES	366,466.82
28 PS UNLIQUIDATED OBLIGATIONS AT END OF CURRENT PROGRAM YEAR	98,357.95
29 PS UNLIQUIDATED OBLIGATIONS AT END OF PREVIOUS PROGRAM YEAR	189,078.77
30 ADJUSTMENT TO COMPUTE TOTAL PS OBLIGATIONS	0.00
31 TOTAL PS OBLIGATIONS (LINE 27 + LINE 28 - LINE 29 + LINE 30)	275,746.00
32 ENTITLEMENT GRANT	1,978,721.00
33 PRIOR YEAR PROGRAM INCOME	84,419.00
34 ADJUSTMENT TO COMPUTE TOTAL SUBJECT TO PS CAP	0.00
35 TOTAL SUBJECT TO PS CAP (SUM, LINES 32-34)	2,063,140.00
36 PERCENT FUNDS OBLIGATED FOR PS ACTIVITIES (LINE 31/LINE 35)	13.37%

PART V: PLANNING AND ADMINISTRATION (PA) CAP

37 DISBURSED IN IDIS FOR PLANNING/ADMINISTRATION	317,366.34
38 PA UNLIQUIDATED OBLIGATIONS AT END OF CURRENT PROGRAM YEAR	38,740.71
39 PA UNLIQUIDATED OBLIGATIONS AT END OF PREVIOUS PROGRAM YEAR	65,771.40
40 ADJUSTMENT TO COMPUTE TOTAL PA OBLIGATIONS	0.00
41 TOTAL PA OBLIGATIONS (LINE 37 + LINE 38 - LINE 39 + LINE 40)	290,335.65
42 ENTITLEMENT GRANT	1,978,721.00
43 CURRENT YEAR PROGRAM INCOME	9,494.00
44 ADJUSTMENT TO COMPUTE TOTAL SUBJECT TO PA CAP	0.00
45 TOTAL SUBJECT TO PA CAP (SUM, LINES 42-44)	1,988,215.00
46 PERCENT FUNDS OBLIGATED FOR PA ACTIVITIES (LINE 41/LINE 45)	14.60%



Office of Community Planning and Development
U.S. Department of Housing and Urban Development
Integrated Disbursement and Information System
PR26 - CDBG Financial Summary Report
Program Year 2020
MORRIS COUNTY, NJ

DATE: 08-30-21
TIME: 15:21
PAGE: 2

LINE 17 DETAIL: ACTIVITIES TO CONSIDER IN DETERMINING THE AMOUNT TO ENTER ON LINE 17

Report returned no data.

LINE 18 DETAIL: ACTIVITIES TO CONSIDER IN DETERMINING THE AMOUNT TO ENTER ON LINE 18

Report returned no data.

LINE 19 DETAIL: ACTIVITIES INCLUDED IN THE COMPUTATION OF LINE 19

Plan Year	IDIS Project	IDIS Activity	Voucher Number	Activity Name	Matrix Code	National Objective	Drawn Amount
2017	9	1344	6429619	Rockaway-Senior Center Improvements	03A	LMC	\$44,797.62
2018	10	1386	6451992	Twp. of Montville ADA Senior Parking Lot Improvements	03A	LMC	\$23,650.00
2019	11	1420	6432367	Pequannock-Senior Center Upgrades	03A	LMC	\$16,000.00
					03A	Matrix Code	\$84,447.62
2019	28	1425	6409852	Our House-Group Home Upgrades-Generators	03B	LMC	\$23,950.00
2019	28	1425	6480752	Our House-Group Home Upgrades-Generators	03B	LMC	\$37,761.00
					03B	Matrix Code	\$61,711.00
2018	12	1385	6492027	Borough of Netcong Arbolino Park Improvements	03F	LMA	\$20,370.00
2019	7	1426	6532521	MC Housing Authority-Playground Improvements	03F	LMC	\$72,000.00
					03F	Matrix Code	\$92,370.00
2018	6	1389	6502523	Borough of Rockaway Stabilization & Drainage Upgrades	03I	LMA	\$13,063.40
2018	6	1389	6508922	Borough of Rockaway Stabilization & Drainage Upgrades	03I	LMA	\$19,605.84
					03I	Matrix Code	\$32,669.24
2018	3	1390	6401860	Borough of Madison Installation of Watermain	03J	LMA	\$46,000.00
2018	4	1391	6391698	Lincoln Park Water Main Lining	03J	LMA	\$80,000.00
2019	2	1432	6395172	Madison-Highland Water Main Replacement	03J	LMA	\$80,000.00
2019	3	1431	6451992	Boro of Rockaway-Sewer Rehabilitation	03J	LMA	\$80,000.00
2020	7	1465	6508922	Watermain Improvements-Butler	03J	LMA	\$80,000.00
					03J	Matrix Code	\$366,000.00
2019	1	1433	6467819	Butler-Water Main Replacement	03K	LMA	\$80,000.00
2019	4	1434	6457166	Roxbury-Resurfacing Project	03K	LMA	\$80,000.00
					03K	Matrix Code	\$160,000.00
2019	13	1429	6457166	Victory Gardens-Improvements to Firehouse Parking Lot	03O	LMA	\$66,200.00
					03O	Matrix Code	\$66,200.00
2019	14	1430	6467819	Zufall Health Center-Renovation Interior Increase Office Space	03P	LMC	\$30,000.00
					03P	Matrix Code	\$30,000.00
2019	15	1435	6437697	Wharton-Senior Bus	05A	LMC	\$44,000.00
					05A	Matrix Code	\$44,000.00
2020	24	1471	6457166	Case Management for Counseling Aged Out Foster Youth-Roots & Wings	05D	LMC	\$24,000.00
2020	24	1471	6497300	Case Management for Counseling Aged Out Foster Youth-Roots & Wings	05D	LMC	\$25,800.00
					05D	Matrix Code	\$49,800.00
2019	16	1436	6492072	JBWS-Children's Program	05G	LMC	\$20,000.00
					05G	Matrix Code	\$20,000.00
2019	18	1439	6521508	Children on the Green-Childcare Scholarships	05L	LMC	\$15,208.00
2019	19	1437	6395172	Homeless Solutions-School Age Scholarships	05L	LMC	\$20,000.00
2019	20	1438	6401860	Morristown Neighborhood House-School Age Scholarships	05L	LMC	\$40,000.00
2020	26	1475	6521508	Childcare Scholarships-Morristown Neighborhood House	05L	LMC	\$40,000.00
					05L	Matrix Code	\$115,208.00
2019	21	1440	6391698	CASA-Case Supervision Position	05N	LMC	\$18,038.77
2020	22	1476	6451992	Case Supervisor Position-CASA	05N	LMC	\$26,922.66
2020	22	1476	6492027	Case Supervisor Position-CASA	05N	LMC	\$12,497.39
2020	23	1477	6451992	Clinical Counseling Program-Deirdre O'Brien	05N	LMC	\$25,153.82
2020	23	1477	6492027	Clinical Counseling Program-Deirdre O'Brien	05N	LMC	\$14,846.18
					05N	Matrix Code	\$97,458.82
2020	28	1470	6492027	Case Management-Family Promise	05Z	LMC	\$40,000.00
					05Z	Matrix Code	\$40,000.00
2016	47	1328	6388051	Housing Rehabilitation Program	14A	LMH	\$701.00
2016	47	1328	6392204	Housing Rehabilitation Program	14A	LMH	\$11,340.00
2016	47	1328	6396467	Housing Rehabilitation Program	14A	LMH	\$10,660.00
2016	47	1328	6401860	Housing Rehabilitation Program	14A	LMH	\$558.00
2016	47	1328	6406833	Housing Rehabilitation Program	14A	LMH	\$616.00
2016	47	1328	6409618	Housing Rehabilitation Program	14A	LMH	\$1,220.00
2016	47	1328	6414695	Housing Rehabilitation Program	14A	LMH	\$14,595.00
2016	47	1328	6417439	Housing Rehabilitation Program	14A	LMH	\$209.00
2016	47	1328	6424597	Housing Rehabilitation Program	14A	LMH	\$582.00
2016	47	1328	6425503	Housing Rehabilitation Program	14A	LMH	\$18,300.00
2016	47	1328	6430786	Housing Rehabilitation Program	14A	LMH	\$7,086.00
2016	47	1328	6432367	Housing Rehabilitation Program	14A	LMH	\$289.24
2016	47	1328	6432982	Housing Rehabilitation Program	14A	LMH	\$15,000.00
2016	47	1328	6437088	Housing Rehabilitation Program	14A	LMH	\$9,994.24



Office of Community Planning and Development
U.S. Department of Housing and Urban Development
Integrated Disbursement and Information System
PR26 - CDBG Financial Summary Report
Program Year 2020
MORRIS COUNTY , NJ

DATE: 08-30-21
TIME: 15:21
PAGE: 3

Plan Year	IDIS Project	IDIS Activity	Voucher Number	Activity Name	Matrix Code	National Objective	Drawn Amount
2016	47	1328	6443269	Housing Rehabilitation Program	14A	LMH	\$777.17
2016	47	1328	6447095	Housing Rehabilitation Program	14A	LMH	\$3,315.00
2016	47	1328	6450947	Housing Rehabilitation Program	14A	LMH	\$2,700.00
2016	47	1328	6454629	Housing Rehabilitation Program	14A	LMH	\$15,152.88
2017	24	1343	6454629	Housing Rehabilitation Program	14A	LMH	\$10,647.12
2017	24	1343	6456909	Housing Rehabilitation Program	14A	LMH	\$17,521.00
2017	24	1343	6462609	Housing Rehabilitation Program	14A	LMH	\$3,550.00
2017	24	1343	6466260	Housing Rehabilitation Program	14A	LMH	\$10,052.25
2017	24	1343	6467819	Housing Rehabilitation Program	14A	LMH	\$558.00
2017	24	1343	6470730	Housing Rehabilitation Program	14A	LMH	\$1,806.00
2017	24	1343	6472605	Housing Rehabilitation Program	14A	LMH	\$6,380.00
2017	24	1343	6473921	Housing Rehabilitation Program	14A	LMH	\$9,200.00
2017	24	1343	6475091	Housing Rehabilitation Program	14A	LMH	\$6,800.00
2017	24	1343	6480755	Housing Rehabilitation Program	14A	LMH	\$15,491.00
2017	24	1343	6483127	Housing Rehabilitation Program	14A	LMH	\$12,624.12
2017	24	1343	6492060	Housing Rehabilitation Program	14A	LMH	\$421.00
2017	24	1343	6509690	Housing Rehabilitation Program	14A	LMH	\$8,193.41
2018	26	1379	6498927	Housing Rehabilitation Program	14A	LMH	\$7,220.00
2019	25	1416	6388051	Housing Rehabilitation	14A	LMH	\$12,195.00
2020	16	1479	6426324	Rehabilitation Program	14A	LMH	\$1,864.00
2020	16	1479	6429179	Rehabilitation Program	14A	LMH	\$1,083.00
2020	16	1479	6430786	Rehabilitation Program	14A	LMH	\$767.00
2020	16	1479	6498927	Rehabilitation Program	14A	LMH	\$5,780.00
					14A	Matrix Code	\$245,248.43
2017	24	1374	6461671	Housing Rehab Delivery Costs	14H	LMH	\$3,284.88
2017	24	1374	6466639	Housing Rehab Delivery Costs	14H	LMH	\$3,284.88
2017	24	1374	6472093	Housing Rehab Delivery Costs	14H	LMH	\$16,411.71
2017	24	1374	6477328	Housing Rehab Delivery Costs	14H	LMH	\$3,284.87
2017	24	1374	6480752	Housing Rehab Delivery Costs	14H	LMH	\$9,409.25
2017	24	1374	6482102	Housing Rehab Delivery Costs	14H	LMH	\$3,284.88
2017	24	1374	6488353	Housing Rehab Delivery Costs	14H	LMH	\$3,281.35
2017	24	1374	6492027	Housing Rehab Delivery Costs	14H	LMH	\$21,337.17
2017	24	1374	6493216	Housing Rehab Delivery Costs	14H	LMH	\$3,284.88
2017	24	1374	6498927	Housing Rehab Delivery Costs	14H	LMH	\$3,284.87
2017	24	1374	6504014	Housing Rehab Delivery Costs	14H	LMH	\$3,284.88
2017	24	1374	6509690	Housing Rehab Delivery Costs	14H	LMH	\$3,284.88
2017	24	1374	6515275	Housing Rehab Delivery Costs	14H	LMH	\$3,284.88
2019	25	1445	6392399	Housing Rehabilitation-Delivery of Costs	14H	LMH	\$2,980.55
2019	25	1445	6396458	Housing Rehabilitation-Delivery of Costs	14H	LMH	\$2,980.56
2019	25	1445	6400597	Housing Rehabilitation-Delivery of Costs	14H	LMH	\$2,980.54
2019	25	1445	6404561	Housing Rehabilitation-Delivery of Costs	14H	LMH	\$2,980.54
2019	25	1445	6408759	Housing Rehabilitation-Delivery of Costs	14H	LMH	\$2,980.56
2019	25	1445	6412672	Housing Rehabilitation-Delivery of Costs	14H	LMH	\$2,980.56
2019	25	1445	6417290	Housing Rehabilitation-Delivery of Costs	14H	LMH	\$2,980.55
2019	25	1445	6421809	Housing Rehabilitation-Delivery of Costs	14H	LMH	\$2,980.54
2019	25	1445	6425812	Housing Rehabilitation-Delivery of Costs	14H	LMH	\$2,977.44
2019	25	1445	6430142	Housing Rehabilitation-Delivery of Costs	14H	LMH	\$2,980.54
2019	25	1445	6434311	Housing Rehabilitation-Delivery of Costs	14H	LMH	\$2,980.54
2019	25	1445	6438328	Housing Rehabilitation-Delivery of Costs	14H	LMH	\$2,980.54
2019	25	1445	6444241	Housing Rehabilitation-Delivery of Costs	14H	LMH	\$2,980.56
2019	25	1445	6446723	Housing Rehabilitation-Delivery of Costs	14H	LMH	\$2,979.87
2019	25	1445	6451555	Housing Rehabilitation-Delivery of Costs	14H	LMH	\$2,989.54
2019	25	1445	6456808	Housing Rehabilitation-Delivery of Costs	14H	LMH	\$3,284.88
					14H	Matrix Code	\$128,001.69
Total							\$1,633,114.80

LINE 27 DETAIL: ACTIVITIES INCLUDED IN THE COMPUTATION OF LINE 27

Plan Year	IDIS Project	IDIS Activity	Voucher Number	Activity to prevent, prepare for, and respond to Coronavirus	Activity Name	Grant Number	Fund Type	Matrix Code	National Objective	Drawn Amount
2019	15	1435	6437697	No	Wharton-Senior Bus	B19UC340105	EN	05A	LMC	\$44,000.00
								05A	Matrix Code	\$44,000.00
2020	24	1471	6457166	No	Case Management for Counseling Aged Out Foster Youth-Roots & Wings	B20UC340105	EN	05D	LMC	\$24,000.00
2020	24	1471	6497300	No	Case Management for Counseling Aged Out Foster Youth-Roots & Wings	B20UC340105	EN	05D	LMC	\$25,800.00
								05D	Matrix Code	\$49,800.00
2019	16	1436	6492072	No	JBWS-Children's Program	B19UC340105	EN	05G	LMC	\$20,000.00
								05G	Matrix Code	\$20,000.00



Office of Community Planning and Development
U.S. Department of Housing and Urban Development
Integrated Disbursement and Information System
PR26 - CDBG Financial Summary Report
Program Year 2020
MORRIS COUNTY , NJ

DATE: 08-30-21
TIME: 15:21
PAGE: 4

Plan Year	IDIS Project	IDIS Activity	Voucher Number	Activity to prevent, prepare for, and respond to Coronavirus	Activity Name	Grant Number	Fund Type	Matrix Code	National Objective	Drawn Amount
2019	18	1439	6521508	No	Children on the Green-Childcare Scholarships	B19UC340105	EN	05L	LMC	\$15,208.00
2019	19	1437	6395172	No	Homeless Solutions-School Age Scholarships	B19UC340105	EN	05L	LMC	\$20,000.00
2019	20	1438	6401860	No	Morristown Neighborhood House-School Age Scholarships	B19UC340105	EN	05L	LMC	\$40,000.00
2020	26	1475	6521508	No	Childcare Scholarships-Morristown Neighborhood House	B20UC340105	EN	05L	LMC	\$40,000.00
								05L	Matrix Code	\$115,208.00
2019	21	1440	6391698	No	CASA-Case Supervision Position	B19UC340105	EN	05N	LMC	\$18,038.77
2020	22	1476	6451992	No	Case Supervisor Position-CASA	B20UC340105	EN	05N	LMC	\$26,922.66
2020	22	1476	6492027	No	Case Supervisor Position-CASA	B20UC340105	EN	05N	LMC	\$12,497.39
2020	23	1477	6451992	No	Clinical Counseling Program-Deirdre O'Brien	B20UC340105	EN	05N	LMC	\$25,153.82
2020	23	1477	6492027	No	Clinical Counseling Program-Deirdre O'Brien	B20UC340105	EN	05N	LMC	\$14,846.18
								05N	Matrix Code	\$97,458.82
2020	28	1470	6492027	No	Case Management-Family Promise	B20UC340105	EN	05Z	LMC	\$40,000.00
								05Z	Matrix Code	\$40,000.00
				No	Activity to prevent, prepare for, and respond to Coronavirus					\$366,466.82
Total										\$366,466.82

LINE 37 DETAIL: ACTIVITIES INCLUDED IN THE COMPUTATION OF LINE 37

Plan Year	IDIS Project	IDIS Activity	Voucher Number	Activity Name	Matrix Code	National Objective	Drawn Amount
2019	34	1446	6391547	CDBG Administration	21A		\$8.70
2019	34	1446	6392399	CDBG Administration	21A		\$4,377.41
2019	34	1446	6392853	CDBG Administration	21A		\$1,224.00
2019	34	1446	6395172	CDBG Administration	21A		\$523.50
2019	34	1446	6395551	CDBG Administration	21A		\$36.00
2019	34	1446	6396458	CDBG Administration	21A		\$4,465.53
2019	34	1446	6400597	CDBG Administration	21A		\$5,633.09
2019	34	1446	6401860	CDBG Administration	21A		\$2,476.96
2019	34	1446	6404561	CDBG Administration	21A		\$4,465.54
2019	34	1446	6406833	CDBG Administration	21A		\$32.21
2019	34	1446	6408759	CDBG Administration	21A		\$4,465.53
2019	34	1446	6409167	CDBG Administration	21A		\$5.90
2019	34	1446	6412672	CDBG Administration	21A		\$4,465.54
2019	34	1446	6413268	CDBG Administration	21A		\$11.60
2019	34	1446	6417290	CDBG Administration	21A		\$4,465.53
2019	34	1446	6420181	CDBG Administration	21A		\$10,177.04
2019	34	1446	6421809	CDBG Administration	21A		\$4,465.54
2019	34	1446	6424597	CDBG Administration	21A		\$29,705.54
2019	34	1446	6425812	CDBG Administration	21A		\$4,455.64
2019	34	1446	6428571	CDBG Administration	21A		\$2.20
2019	34	1446	6429619	CDBG Administration	21A		\$12,072.50
2019	34	1446	6430142	CDBG Administration	21A		\$4,465.53
2019	34	1446	6431808	CDBG Administration	21A		\$27.75
2019	34	1446	6432831	CDBG Administration	21A		\$87.46
2019	34	1446	6445688	CDBG Administration	21A		\$15,000.00
2019	34	1446	6461671	CDBG Administration	21A		\$4,482.39
2019	34	1446	6467819	CDBG Administration	21A		\$3,013.50
2019	34	1446	6480752	CDBG Administration	21A		\$1,351.88
2019	34	1446	6502523	CDBG Administration	21A		\$1,743.00
2020	29	1485	6434311	CDBG Program Administration	21A		\$4,465.54
2020	29	1485	6434320	CDBG Program Administration	21A		\$32.98
2020	29	1485	6437088	CDBG Program Administration	21A		\$5.00
2020	29	1485	6437697	CDBG Program Administration	21A		\$9,392.43
2020	29	1485	6438328	CDBG Program Administration	21A		\$4,680.83
2020	29	1485	6444241	CDBG Program Administration	21A		\$4,250.23
2020	29	1485	6445688	CDBG Program Administration	21A		\$68.40
2020	29	1485	6446723	CDBG Program Administration	21A		\$4,466.91
2020	29	1485	6451555	CDBG Program Administration	21A		\$4,482.39
2020	29	1485	6451652	CDBG Program Administration	21A		\$5.60
2020	29	1485	6456808	CDBG Program Administration	21A		\$4,482.39
2020	29	1485	6457166	CDBG Program Administration	21A		\$106.14
2020	29	1485	6457698	CDBG Program Administration	21A		\$5.60
2020	29	1485	6462609	CDBG Program Administration	21A		\$18.53
2020	29	1485	6466639	CDBG Program Administration	21A		\$4,482.40
2020	29	1485	6467819	CDBG Program Administration	21A		\$9,287.50
2020	29	1485	6468403	CDBG Program Administration	21A		\$38.62
2020	29	1485	6472093	CDBG Program Administration	21A		\$4,482.39



Office of Community Planning and Development
U.S. Department of Housing and Urban Development
Integrated Disbursement and Information System
PR26 - CDBG Financial Summary Report
Program Year 2020
MORRIS COUNTY , NJ

Plan Year	IDIS Project	IDIS Activity	Voucher Number	Activity Name	Matrix Code	National Objective	Drawn Amount
2020	29	1485	6473823	CDBG Program Administration	21A		\$7.80
2020	29	1485	6473998	CDBG Program Administration	21A		\$262.10
2020	29	1485	6476374	CDBG Program Administration	21A		\$184.64
2020	29	1485	6477328	CDBG Program Administration	21A		\$4,482.39
2020	29	1485	6477787	CDBG Program Administration	21A		\$15.01
2020	29	1485	6480752	CDBG Program Administration	21A		\$19,697.08
2020	29	1485	6482102	CDBG Program Administration	21A		\$4,482.39
2020	29	1485	6487924	CDBG Program Administration	21A		\$2.93
2020	29	1485	6488353	CDBG Program Administration	21A		\$4,439.49
2020	29	1485	6492027	CDBG Program Administration	21A		\$47,871.22
2020	29	1485	6493216	CDBG Program Administration	21A		\$4,482.38
2020	29	1485	6497300	CDBG Program Administration	21A		\$3,549.28
2020	29	1485	6498927	CDBG Program Administration	21A		\$4,482.38
2020	29	1485	6502523	CDBG Program Administration	21A		\$3,524.86
2020	29	1485	6504014	CDBG Program Administration	21A		\$4,569.81
2020	29	1485	6505139	CDBG Program Administration	21A		\$1,197.00
2020	29	1485	6508636	CDBG Program Administration	21A		\$11.73
2020	29	1485	6508922	CDBG Program Administration	21A		\$260.23
2020	29	1485	6509690	CDBG Program Administration	21A		\$5,477.44
2020	29	1485	6515275	CDBG Program Administration	21A		\$25,905.29
Total					21A	Matrix Code	\$317,366.34
							\$317,366.34



PART I: SUMMARY OF CDBG-CV RESOURCES

01 CDBG-CV GRANT	3,876,340.00
02 FUNDS RETURNED TO THE LINE-OF-CREDIT	0.00
03 FUNDS RETURNED TO THE LOCAL CDBG ACCOUNT	0.00
04 TOTAL AVAILABLE (SUM, LINES 01-03)	3,876,340.00

PART II: SUMMARY OF CDBG-CV EXPENDITURES

05 DISBURSEMENTS OTHER THAN SECTION 108 REPAYMENTS AND PLANNING/ADMINISTRATION	4,750.00
06 DISBURSED IN IDIS FOR PLANNING/ADMINISTRATION	0.00
07 DISBURSED IN IDIS FOR SECTION 108 REPAYMENTS	0.00
08 TOTAL EXPENDITURES (SUM, LINES 05 - 07)	4,750.00
09 UNEXPENDED BALANCE (LINE 04 - LINE8)	3,871,590.00

PART III: LOWMOD BENEFIT FOR THE CDBG-CV GRANT

10 EXPENDED FOR LOW/MOD HOUSING IN SPECIAL AREAS	0.00
11 EXPENDED FOR LOW/MOD MULTI-UNIT HOUSING	0.00
12 DISBURSED FOR OTHER LOW/MOD ACTIVITIES	4,750.00
13 TOTAL LOW/MOD CREDIT (SUM, LINES 10 - 12)	4,750.00
14 AMOUNT SUBJECT TO LOW/MOD BENEFIT (LINE 05)	4,750.00
15 PERCENT LOW/MOD CREDIT (LINE 13/LINE 14)	100.00%

PART IV: PUBLIC SERVICE (PS) CALCULATIONS

16 DISBURSED IN IDIS FOR PUBLIC SERVICES	4,750.00
17 CDBG-CV GRANT	3,876,340.00
18 PERCENT OF FUNDS DISBURSED FOR PS ACTIVITIES (LINE 16/LINE 17)	0.12%

PART V: PLANNING AND ADMINISTRATION (PA) CAP

19 DISBURSED IN IDIS FOR PLANNING/ADMINISTRATION	0.00
20 CDBG-CV GRANT	3,876,340.00
21 PERCENT OF FUNDS DISBURSED FOR PA ACTIVITIES (LINE 19/LINE 20)	0.00%



Office of Community Planning and Development
U.S. Department of Housing and Urban Development
Integrated Disbursement and Information System
PR26 - CDBG-CV Financial Summary Report
MORRIS COUNTY , NJ

DATE: 08-28-21
TIME: 8:17
PAGE: 2

LINE 10 DETAIL: ACTIVITIES TO CONSIDER IN DETERMINING THE AMOUNT TO ENTER ON LINE 10

Report returned no data.

LINE 11 DETAIL: ACTIVITIES TO CONSIDER IN DETERMINING THE AMOUNT TO ENTER ON LINE 11

Report returned no data.

LINE 12 DETAIL: ACTIVITIES INCLUDED IN THE COMPUTATION OF LINE 12

Plan Year	IDIS Project	IDIS Activity	Voucher Number	Activity Name	Matrix Code	National Objective	Drawn Amount
2020	36	1497	6527148	CV-Motel Nights/Food/Transportation-Office of Temporary Assistance	03T	LMC	\$4,750.00
Total							\$4,750.00

LINE 16 DETAIL: ACTIVITIES INCLUDED IN THE COMPUTATION OF LINE 16

Plan Year	IDIS Project	IDIS Activity	Voucher Number	Activity Name	Matrix Code	National Objective	Drawn Amount
2020	36	1497	6527148	CV-Motel Nights/Food/Transportation-Office of Temporary Assistance	03T	LMC	\$4,750.00
Total							\$4,750.00

LINE 19 DETAIL: ACTIVITIES INCLUDED IN THE COMPUTATION OF LINE 19

Report returned no data.

ESG performance measures

\

FY2020 - Performance Measurement Module (Sys PM)

Summary Report for NJ-509 - Morris County CoC

Measure 1: Length of Time Persons Remain Homeless

This measures the number of clients active in the report date range across ES, SH (Metric 1.1) and then ES, SH and TH (Metric 1.2) along with their average and median length of time homeless. This includes time homeless during the report date range as well as prior to the report start date, going back no further than October, 1, 2012.

Metric 1.1: Change in the average and median length of time persons are homeless in ES and SH projects.

Metric 1.2: Change in the average and median length of time persons are homeless in ES, SH, and TH projects.

a. This measure is of the client's entry, exit, and bed night dates strictly as entered in the HMIS system.

	Universe (Persons)		Average LOT Homeless (bed nights)			Median LOT Homeless (bed nights)		
	Submitted FY 2019	FY 2020	Submitted FY 2019	FY 2020	Difference	Submitted FY 2019	FY 2020	Difference
1.1 Persons in ES and SH	834	593	76	95	19	33	43	10
1.2 Persons in ES, SH, and TH	946	701	119	132	13	62	63	1

b. Due to changes in DS Element 3.17, metrics for measure (b) will not be reported in 2016.

This measure includes data from each client's "Length of Time on Street, in an Emergency Shelter, or Safe Haven" (Data Standards element 3.17) response and prepends this answer to the client's entry date effectively extending the client's entry date backward in time. This "adjusted entry date" is then used in the calculations just as if it were the client's actual entry date.

NOTE: Due to the data collection period for this year's submission, the calculations for this metric are based on the data element 3.17 that was active in HMIS from 10/1/2015 to 9/30/2016. This measure and the calculation in the SPM specifications will be updated to reflect data element 3.917 in time for next year's submission.

FY2020 - Performance Measurement Module (Sys PM)

	Universe (Persons)		Average LOT Homeless (bed nights)			Median LOT Homeless (bed nights)		
	Submitted FY 2019	FY 2020	Submitted FY 2019	FY 2020	Difference	Submitted FY 2019	FY 2020	Difference
1.1 Persons in ES, SH, and PH (prior to "housing move in")	-	613	-	339	-	-	175	-
1.2 Persons in ES, SH, TH, and PH (prior to "housing move in")	-	721	-	379	-	-	204	-

FY2020 - Performance Measurement Module (Sys PM)

Measure 2: The Extent to which Persons who Exit Homelessness to Permanent Housing Destinations Return to Homelessness

This measures clients who exited SO, ES, TH, SH or PH to a permanent housing destination in the date range two years prior to the report date range. Of those clients, the measure reports on how many of them returned to homelessness as indicated in the HMIS for up to two years after their initial exit.

After entering data, please review and confirm your entries and totals. Some HMIS reports may not list the project types in exactly the same order as they are displayed below.

	Total # of Persons who Exited to a Permanent Housing Destination (2 Years Prior)	Returns to Homelessness in Less than 6 Months		Returns to Homelessness from 6 to 12 Months		Returns to Homelessness from 13 to 24 Months		Number of Returns in 2 Years	
		FY 2020	% of Returns	FY 2020	% of Returns	FY 2020	% of Returns	FY 2020	% of Returns
Exit was from SO	11	1	9%	0	0%	0	0%	1	9%
Exit was from ES	278	45	16%	16	6%	8	3%	69	25%
Exit was from TH	90	4	4%	2	2%	1	1%	7	8%
Exit was from SH	10	1	10%	0	0%	0	0%	1	10%
Exit was from PH	59	0	0%	0	0%	1	2%	1	2%
TOTAL Returns to Homelessness	448	51	11%	18	4%	10	2%	79	18%

Measure 3: Number of Homeless Persons

Metric 3.1 – Change in PIT Counts

FY2020 - Performance Measurement Module (Sys PM)

This measures the change in PIT counts of sheltered and unsheltered homeless person as reported on the PIT (not from HMIS).

	January 2019 PIT Count	January 2020 PIT Count	Difference
Universe: Total PIT Count of sheltered and unsheltered persons	388	354	-34
Emergency Shelter Total	205	204	-1
Safe Haven Total	19	10	-9
Transitional Housing Total	122	111	-11
Total Sheltered Count	346	325	-21
Unsheltered Count	42	29	-13

Metric 3.2 – Change in Annual Counts

This measures the change in annual counts of sheltered homeless persons in HMIS.

	Submitted FY 2019	FY 2020	Difference
Universe: Unduplicated Total sheltered homeless persons	946	711	-235
Emergency Shelter Total	813	592	-221
Safe Haven Total	37	24	-13
Transitional Housing Total	208	183	-25

FY2020 - Performance Measurement Module (Sys PM)

Measure 4: Employment and Income Growth for Homeless Persons in CoC Program-funded Projects

Metric 4.1 – Change in earned income for adult system stayers during the reporting period

	Submitted FY 2019	FY 2020	Difference
Universe: Number of adults (system stayers)	58	65	7
Number of adults with increased earned income	2	7	5
Percentage of adults who increased earned income	3%	11%	8%

Metric 4.2 – Change in non-employment cash income for adult system stayers during the reporting period

	Submitted FY 2019	FY 2020	Difference
Universe: Number of adults (system stayers)	58	65	7
Number of adults with increased non-employment cash income	13	27	14
Percentage of adults who increased non-employment cash income	22%	42%	20%

Metric 4.3 – Change in total income for adult system stayers during the reporting period

	Submitted FY 2019	FY 2020	Difference
Universe: Number of adults (system stayers)	58	65	7
Number of adults with increased total income	15	32	17
Percentage of adults who increased total income	26%	49%	23%

FY2020 - Performance Measurement Module (Sys PM)

Metric 4.4 – Change in earned income for adult system leavers

	Submitted FY 2019	FY 2020	Difference
Universe: Number of adults who exited (system leavers)	23	18	-5
Number of adults who exited with increased earned income	3	0	-3
Percentage of adults who increased earned income	13%	0%	-13%

Metric 4.5 – Change in non-employment cash income for adult system leavers

	Submitted FY 2019	FY 2020	Difference
Universe: Number of adults who exited (system leavers)	23	18	-5
Number of adults who exited with increased non-employment cash income	8	10	2
Percentage of adults who increased non-employment cash income	35%	56%	21%

Metric 4.6 – Change in total income for adult system leavers

	Submitted FY 2019	FY 2020	Difference
Universe: Number of adults who exited (system leavers)	23	18	-5
Number of adults who exited with increased total income	9	8	-1
Percentage of adults who increased total income	39%	44%	5%

FY2020 - Performance Measurement Module (Sys PM)

Measure 5: Number of persons who become homeless for the 1st time

Metric 5.1 – Change in the number of persons entering ES, SH, and TH projects with no prior enrollments in HMIS

	Submitted FY 2019	FY 2020	Difference
Universe: Person with entries into ES, SH or TH during the reporting period.	818	531	-287
Of persons above, count those who were in ES, SH, TH or any PH within 24 months prior to their entry during the reporting year.	213	176	-37
Of persons above, count those who did not have entries in ES, SH, TH or PH in the previous 24 months. (i.e. Number of persons experiencing homelessness for the first time)	605	355	-250

Metric 5.2 – Change in the number of persons entering ES, SH, TH, and PH projects with no prior enrollments in HMIS

	Submitted FY 2019	FY 2020	Difference
Universe: Person with entries into ES, SH, TH or PH during the reporting period.	879	633	-246
Of persons above, count those who were in ES, SH, TH or any PH within 24 months prior to their entry during the reporting year.	237	205	-32
Of persons above, count those who did not have entries in ES, SH, TH or PH in the previous 24 months. (i.e. Number of persons experiencing homelessness for the first time.)	642	428	-214

FY2020 - Performance Measurement Module (Sys PM)

Measure 6: Homeless Prevention and Housing Placement of Persons defined by category 3 of HUD's Homeless Definition in CoC Program-funded Projects

This Measure is not applicable to CoCs in FY2020 (Oct 1, 2019 - Sept 30, 2020) reporting period.

Measure 7: Successful Placement from Street Outreach and Successful Placement in or Retention of Permanent Housing

Metric 7a.1 – Change in exits to permanent housing destinations

	Submitted FY 2019	FY 2020	Difference
Universe: Persons who exit Street Outreach	62	16	-46
Of persons above, those who exited to temporary & some institutional destinations	5	3	-2
Of the persons above, those who exited to permanent housing destinations	8	0	-8
% Successful exits	21%	19%	-2%

Metric 7b.1 – Change in exits to permanent housing destinations

FY2020 - Performance Measurement Module (Sys PM)

	Submitted FY 2019	FY 2020	Difference
Universe: Persons in ES, SH, TH and PH-RRH who exited, plus persons in other PH projects who exited without moving into housing	764	561	-203
Of the persons above, those who exited to permanent housing destinations	307	259	-48
% Successful exits	40%	46%	6%

Metric 7b.2 – Change in exit to or retention of permanent housing

	Submitted FY 2019	FY 2020	Difference
Universe: Persons in all PH projects except PH-RRH	227	243	16
Of persons above, those who remained in applicable PH projects and those who exited to permanent housing destinations	214	225	11
% Successful exits/retention	94%	93%	-1%

FY2020 - SysPM Data Quality

NJ-509 - Morris County CoC

	All ES, SH				All TH				All PSH, OPH				All RRH				All Street Outreach			
	2016-2017	2017-2018	2018-2019	2019-2020	2016-2017	2017-2018	2018-2019	2019-2020	2016-2017	2017-2018	2018-2019	2019-2020	2016-2017	2017-2018	2018-2019	2019-2020	2016-2017	2017-2018	2018-2019	2019-2020
1. Number of non-DV Beds on HIC	119	119	120	120	103	118	108	106	359	328	258	272	13	17	20	30				
2. Number of HMIS Beds	119	119	120	120	103	118	108	106	267	286	223	243	13	17	20	30				
3. HMIS Participation Rate from HIC (%)	100.00	100.00	100.00	100.00	100.00	100.00	100.00	100.00	74.37	87.20	86.43	89.34	100.00	100.00	100.00	100.00				
4. Unduplicated Persons Served (HMIS)	931	1119	816	618	257	255	208	183	262	262	263	254	30	59	48	104	12	32	36	7
5. Total Leavers (HMIS)	784	950	726	500	150	161	125	115	52	41	48	44	18	39	22	65	8	21	19	4
6. Destination of Don't Know, Refused, or Missing (HMIS)	24	353	309	172	2	3	2	1	7	2	0	1	0	1	1	7	2	7	7	1
7. Destination Error Rate (%)	3.06	37.16	42.56	34.40	1.33	1.86	1.60	0.87	13.46	4.88	0.00	2.27	0.00	2.56	4.55	10.77	25.00	33.33	36.84	25.00

SAGE ESG REPORT



HUD ESG CAPER FY2020

Grant: **ESG: Morris County - NJ - Report** Type: CAPER

Report Date Range

7/1/2020 to 6/30/2021

Q01a. Contact Information

First name	Amy
Middle name	J
Last name	Archer
Suffix	
Title	Division Director, Community and Behavioral Health Services
Street Address 1	PO Box 900
Street Address 2	
City	Morristown
State	New Jersey
ZIP Code	07963-0900
E-mail Address	aarcher@co.morris.nj.us
Phone Number	(973)285-6852
Extension	
Fax Number	

Q01b. Grant Information

As of 7/16/2021

Fiscal Year	Grant Number	Current Authorized Amount	Total Drawn	Balance	Obligation Date	Expenditure Deadline
2020	E20UC340105	\$170,311.00	\$43,350.00	\$126,961.00	8/4/2020	8/4/2022
2019	E19UC340105	\$164,010.00	\$129,010.00	\$35,000.00	7/12/2019	7/12/2021
2018	E18UC340105	\$159,260.00	\$159,260.00	\$0	8/22/2018	8/22/2020
2017	E17UC340105	\$157,444.00	\$157,444.00	\$0	9/22/2017	9/22/2019
2016	E16UC340105	\$153,439.00	\$153,439.00	\$0	7/22/2016	7/22/2018
2015	E15UC340105	\$152,103.00	\$152,103.00	\$0	10/14/2015	10/14/2017
2014	E14UC340019	\$138,403.00	\$138,403.00	\$0	7/15/2014	7/15/2016
2013	E13UC340019	\$115,039.00	\$115,039.00	\$0	7/17/2013	7/17/2015
2012						
2011						
Total		\$1,210,009.00	\$1,048,048.00	\$161,961.00		

ESG Information from IDIS

CAPER reporting includes funds used from fiscal year:	
	2020
Project types carried out during the program year	
Enter the number of each type of projects funded through ESG during this program year.	
Street Outreach	0
Emergency Shelter	3
Transitional Housing (grandfathered under ES)	0
Day Shelter (funded under ES)	0
Rapid Re-Housing	1
Homelessness Prevention	1

Q01c. Additional Information

HMIS	
Comparable Database	
Are 100% of the project(s) funded through ESG, which are allowed to use HMIS, entering data into HMIS?	Yes
Have all of the projects entered data into Sage via a CSV - CAPER Report upload?	Yes
Are 100% of the project(s) funded through ESG, which are allowed to use a comparable database, entering data into the comparable database?	Yes
Have all of the projects entered data into Sage via a CSV - CAPER Report upload?	Yes

Q04a: Project Identifiers in HMIS

Organization Name	Organization ID	Project Name	Project ID	HMIS Project Type	Method for Tracking ES	Affiliated with a residential project	Project IDs of affiliations	CoC Number	Geocode	Victim Service Provider	HMIS Software Name	Report Start Date	Report End Date	C E
JBWS	76	Safe House	740	1	0			NJ-509	349027	1	ETO	2020-07-01	2021-06-30	↗
Roots and Wings - Morris	15776F301C3319865E88BF17DEA775B7	Roots and Wings-Client Affairs-Morris	e5428675bb1d4cd089e2b6bcb7f176ff	13				NJ-509	349027	0	AWARDS	2020-07-01	2021-06-30	↗
Morris County DHS Office of Temp. Assistance	CC94905D127F58FC6CF40A40B9FA4DEB	MC OTA ESG Shelter - Morris	7112b28ac8d34e7aa4b9159bdfde1529	1	0			NJ-509	349027	0	AWARDS	2020-07-01	2021-06-30	↗
Homeless Solutions	44A1C23DD1B6591DF2C16A9848CB462D	HSI Family Program Morris County	cf9d461e0d244fb186a18e6e9af160a0	1	0			NJ-509	349027	0	AWARDS	2020-07-01	2021-06-30	↗
Family Promise of Morris County	BC456B09615FEA7FA444C34A904F30F6	Family Promise CSP - Morris	891998bb7e1242df95a75d10201cf3b3	12				NJ-509	349027	0	AWARDS	2020-07-01	2021-06-30	↗

Q05a: Report Validations Table

Total Number of Persons Served	293
Number of Adults (Age 18 or Over)	184
Number of Children (Under Age 18)	109
Number of Persons with Unknown Age	0
Number of Leavers	187
Number of Adult Leavers	118
Number of Adult and Head of Household Leavers	118
Number of Stayers	106
Number of Adult Stayers	66
Number of Veterans	2
Number of Chronically Homeless Persons	85
Number of Youth Under Age 25	29
Number of Parenting Youth Under Age 25 with Children	5
Number of Adult Heads of Household	164
Number of Child and Unknown-Age Heads of Household	0
Heads of Households and Adult Stayers in the Project 365 Days or More	39

Q06a: Data Quality: Personally Identifying Information (PII)

Data Element	Client Doesn't Know/Refused	Information Missing	Data Issues	Total	% of Error Rate
Name	0	1	0	1	0.34 %
Social Security Number	20	104	0	124	42.32 %
Date of Birth	0	2	5	7	2.39 %
Race	12	9		21	7.17 %
Ethnicity	7	3		10	3.41 %
Gender	1	0		1	0.34 %
Overall Score				125	42.66 %

Q06b: Data Quality: Universal Data Elements

	Error Count	% of Error Rate
Veteran Status	2	1.09 %
Project Start Date	3	1.02 %
Relationship to Head of Household	4	1.37 %
Client Location	1	0.61 %
Disabling Condition	20	6.83 %

Q06c: Data Quality: Income and Housing Data Quality

	Error Count	% of Error Rate
Destination	7	3.74 %
Income and Sources at Start	6	3.66 %
Income and Sources at Annual Assessment	0	0.00 %
Income and Sources at Exit	10	8.47 %

Q06d: Data Quality: Chronic Homelessness

	Count of Total Records	Missing Time in Institution	Missing Time in Housing	Approximate Date Started DK/R/missing	Number of Times DK/R/missing	Number of Months DK/R/missing	% of Records Unable to Calculate
ES, SH, Street Outreach	86	0	0	1	5	5	5.81 %
TH	0	0	0	0	0	0	--
PH (All)	16	0	0	0	0	0	0.00 %
Total	102	--	--	--	--	--	4.90 %

Q06e: Data Quality: Timeliness

	Number of Project Start Records	Number of Project Exit Records
0 days	88	142
1-3 Days	75	1
4-6 Days	15	13
7-10 Days	24	4
11+ Days	85	27

Q06f: Data Quality: Inactive Records: Street Outreach & Emergency Shelter

	# of Records	# of Inactive Records	% of Inactive Records
Contact (Adults and Heads of Household in Street Outreach or ES - NBN)	0	0	--
Bed Night (All Clients in ES - NBN)	0	0	--

Q07a: Number of Persons Served

	Total	Without Children	With Children and Adults	With Only Children	Unknown Household Type
Adults	184	114	70	--	0
Children	109	--	105	4	0
Client Doesn't Know/ Client Refused	0	0	0	0	0
Data Not Collected	0	0	0	0	0
Total	293	114	175	4	0
For PSH & RRH – the total persons served who moved into housing	16	16	0	0	0

Q08a: Households Served

	Total	Without Children	With Children and Adults	With Only Children	Unknown Household Type
Total Households	164	104	60	0	0
For PSH & RRH – the total households served who moved into housing	16	16	0	0	0

Q08b: Point-in-Time Count of Households on the Last Wednesday

	Total	Without Children	With Children and Adults	With Only Children	Unknown Household Type
January	67	43	24	0	0
April	61	38	23	0	0
July	73	43	30	0	0
October	72	41	31	0	0

Q09a: Number of Persons Contacted

	All Persons Contacted	First contact – NOT staying on the Streets, ES, or SH	First contact – WAS staying on Streets, ES, or SH	First contact – Worker unable to determine
Once	0	0	0	0
2-5 Times	0	0	0	0
6-9 Times	0	0	0	0
10+ Times	0	0	0	0
Total Persons Contacted	0	0	0	0

Q09b: Number of Persons Engaged

	All Persons Contacted	First contact – NOT staying on the Streets, ES, or SH	First contact – WAS staying on Streets, ES, or SH	First contact – Worker unable to determine
Once	0	0	0	0
2-5 Contacts	0	0	0	0
6-9 Contacts	0	0	0	0
10+ Contacts	0	0	0	0
Total Persons Engaged	0	0	0	0
Rate of Engagement	0.00	0.00	0.00	0.00

Q10a: Gender of Adults

	Total	Without Children	With Children and Adults	Unknown Household Type
Male	46	39	7	0
Female	138	75	63	0
Trans Female (MTF or Male to Female)	0	0	0	0
Trans Male (FTM or Female to Male)	0	0	0	0
Gender Non-Conforming (i.e. not exclusively male or female)	0	0	0	0
Client Doesn't Know/Client Refused	0	0	0	0
Data Not Collected	0	0	0	0
Subtotal	184	114	70	0

Q10b: Gender of Children

	Total	With Children and Adults	With Only Children	Unknown Household Type
Male	63	63	0	0
Female	45	41	4	0
Trans Female (MTF or Male to Female)	0	0	0	0
Trans Male (FTM or Female to Male)	0	0	0	0
Gender Non-Conforming (i.e. not exclusively male or female)	0	0	0	0
Client Doesn't Know/Client Refused	1	1	0	0
Data Not Collected	0	0	0	0
Subtotal	109	105	4	0

Q10c: Gender of Persons Missing Age Information

	Total	Without Children	With Children and Adults	With Only Children	Unknown Household Type
Male	0	0	0	0	0
Female	0	0	0	0	0
Trans Female (MTF or Male to Female)	0	0	0	0	0
Trans Male (FTM or Female to Male)	0	0	0	0	0
Gender Non-Conforming (i.e. not exclusively male or female)	0	0	0	0	0
Client Doesn't Know/Client Refused	0	0	0	0	0
Data Not Collected	0	0	0	0	0
Subtotal	0	0	0	0	0

Q10d: Gender by Age Ranges

	Total	Under Age 18	Age 18-24	Age 25-61	Age 62 and over	Client Doesn't Know/ Client Refused	Data Not Collected
Male	109	63	15	28	3	0	0
Female	183	45	22	113	3	0	0
Trans Female (MTF or Male to Female)	0	0	0	0	0	0	0
Trans Male (FTM or Female to Male)	0	0	0	0	0	0	0
Gender Non-Conforming (i.e. not exclusively male or female)	0	0	0	0	0	0	0
Client Doesn't Know/Client Refused	1	1	0	0	0	0	0
Data Not Collected	0	0	0	0	0	0	0
Subtotal	293	109	37	141	6	0	0

Q11: Age

	Total	Without Children	With Children and Adults	With Only Children	Unknown Household Type
Under 5	39	0	37	2	0
5 - 12	53	0	52	1	0
13 - 17	17	0	16	1	0
18 - 24	37	28	9	0	0
25 - 34	49	16	33	0	0
35 - 44	41	20	21	0	0
45 - 54	32	26	6	0	0
55 - 61	19	19	0	0	0
62+	6	5	1	0	0
Client Doesn't Know/Client Refused	0	0	0	0	0
Data Not Collected	0	0	0	0	0
Total	293	114	175	4	0


Q12a: Race


	Total	Without Children	With Children and Adults	With Only Children	Unknown Household Type
White	168	65	99	4	0
Black or African American	81	32	49	0	0
Asian	3	3	0	0	0
American Indian or Alaska Native	2	2	0	0	0
Native Hawaiian or Other Pacific Islander	0	0	0	0	0
Multiple Races	18	4	14	0	0
Client Doesn't Know/Client Refused	12	3	9	0	0
Data Not Collected	9	5	4	0	0
Total	293	114	175	4	0

Q12b: Ethnicity

	Total	Without Children	With Children and Adults	With Only Children	Unknown Household Type
Non-Hispanic/Non-Latino	201	84	114	3	0
Hispanic/Latino	82	24	57	1	0
Client Doesn't Know/Client Refused	7	3	4	0	0
Data Not Collected	3	3	0	0	0
Total	293	114	175	4	0

Q13a1: Physical and Mental Health Conditions at Start

	Total Persons	Without Children	Adults in HH with Children & Adults	Children in HH with Children & Adults	With Children and Adults 	With Only Children	Unknown Household Type
Mental Health Problem	99	61	33	5	—	0	0
Alcohol Abuse	8	7	1	0	—	0	0
Drug Abuse	14	9	5	0	—	0	0
Both Alcohol and Drug Abuse	10	6	4	0	—	0	0
Chronic Health Condition	41	20	14	7	—	0	0
HIV/AIDS	0	0	0	0	—	0	0
Developmental Disability	16	5	1	10	—	0	0
Physical Disability	21	17	4	0	—	0	0

 The "With Children and Adults" column is retired as of 10/1/2019 and replaced with the columns "Adults in HH with Children & Adults" and "Children in HH with Children & Adults".

Q13b1: Physical and Mental Health Conditions at Exit

	Total Persons	Without Children	Adults in HH with Children & Adults	Children in HH with Children & Adults	With Children and Adults ☰	With Only Children	Unknown Household Type
Mental Health Problem	53	39	11	3	--	0	0
Alcohol Abuse	3	3	0	0	--	0	0
Drug Abuse	5	5	0	0	--	0	0
Both Alcohol and Drug Abuse	2	2	0	0	--	0	0
Chronic Health Condition	20	10	8	2	--	0	0
HIV/AIDS	0	0	0	0	--	0	0
Developmental Disability	7	3	0	4	--	0	0
Physical Disability	15	11	4	0	--	0	0

☰ The "With Children and Adults" column is retired as of 10/1/2019 and replaced with the columns "Adults in HH with Children & Adults" and "Children in HH with Children & Adults".

Q13c1: Physical and Mental Health Conditions for Stayers

	Total Persons	Without Children	Adults in HH with Children & Adults	Children in HH with Children & Adults	With Children and Adults ☰	With Only Children	Unknown Household Type
Mental Health Problem	50	24	21	5	--	0	0
Alcohol Abuse	6	6	0	0	--	0	0
Drug Abuse	11	4	7	0	--	0	0
Both Alcohol and Drug Abuse	6	3	3	0	--	0	0
Chronic Health Condition	22	10	7	5	--	0	0
HIV/AIDS	0	0	0	0	--	0	0
Developmental Disability	11	3	1	7	--	0	0
Physical Disability	8	7	1	0	--	0	0

☰ The "With Children and Adults" column is retired as of 10/1/2019 and replaced with the columns "Adults in HH with Children & Adults" and "Children in HH with Children & Adults".

Q14a: Domestic Violence History

	Total	Without Children	With Children and Adults	With Only Children	Unknown Household Type
Yes	109	56	53	0	0
No	74	57	17	0	0
Client Doesn't Know/Client Refused	0	0	0	0	0
Data Not Collected	1	1	0	0	0
Total	184	114	70	0	0

Q14b: Persons Fleeing Domestic Violence

	Total	Without Children	With Children and Adults	With Only Children	Unknown Household Type
Yes	72	39	33	0	0
No	36	16	20	0	0
Client Doesn't Know/Client Refused	1	1	0	0	0
Data Not Collected	0	0	0	0	0
Total	109	56	53	0	0

Q15: Living Situation

	Total	Without Children	With Children and Adults	With Only Children	Unknown Household Type
Homeless Situations	0	0	0	0	0
Emergency shelter, including hotel or motel paid for with emergency shelter voucher	57	29	28	0	0
Transitional housing for homeless persons (including homeless youth)	1	1	0	0	0
Place not meant for habitation	16	16	0	0	0
Safe Haven	2	2	0	0	0
Host Home (non-crisis)	0	0	0	0	0
Interim Housing ☰	0	0	0	0	0
Subtotal	76	48	28	0	0
Institutional Settings	0	0	0	0	0
Psychiatric hospital or other psychiatric facility	1	1	0	0	0
Substance abuse treatment facility or detox center	0	0	0	0	0
Hospital or other residential non-psychiatric medical facility	1	1	0	0	0
Jail, prison or juvenile detention facility	0	0	0	0	0
Foster care home or foster care group home	2	2	0	0	0
Long-term care facility or nursing home	0	0	0	0	0
Residential project or halfway house with no homeless criteria	1	1	0	0	0
Subtotal	5	5	0	0	0
Other Locations	0	0	0	0	0
Permanent housing (other than RRH) for formerly homeless persons	0	0	0	0	0
Owned by client, no ongoing housing subsidy	9	4	5	0	0
Owned by client, with ongoing housing subsidy	0	0	0	0	0
Rental by client, with RRH or equivalent subsidy	0	0	0	0	0
Rental by client, with HCV voucher (tenant or project based)	1	1	0	0	0
Rental by client in a public housing unit	0	0	0	0	0
Rental by client, no ongoing housing subsidy	23	12	11	0	0
Rental by client, with VASH subsidy	0	0	0	0	0
Rental by client with GPD TIP subsidy	0	0	0	0	0
Rental by client, with other housing subsidy	4	2	2	0	0
Hotel or motel paid for without emergency shelter voucher	7	3	4	0	0
Staying or living in a friend's room, apartment or house	30	20	10	0	0
Staying or living in a family member's room, apartment or house	28	18	10	0	0
Client Doesn't Know/Client Refused	0	0	0	0	0
Data Not Collected	1	1	0	0	0
Subtotal	103	61	42	0	0
Total	184	114	70	0	0

☰ Interim housing is retired as of 10/1/2019.

Q16: Cash Income - Ranges

	Income at Start	Income at Latest Annual Assessment for Stayers	Income at Exit for Leavers
No income	59	6	31
\$1 - \$150	3	3	2
\$151 - \$250	10	1	4
\$251 - \$500	21	0	8
\$501 - \$1000	42	14	25
\$1,001 - \$1,500	20	5	15
\$1,501 - \$2,000	13	1	13
\$2,001+	10	8	10
Client Doesn't Know/Client Refused	0	0	1
Data Not Collected	6	0	9
Number of Adult Stayers Not Yet Required to Have an Annual Assessment	--	28	--
Number of Adult Stayers Without Required Annual Assessment	--	0	--
Total Adults	184	66	118

Q17: Cash Income - Sources

	Income at Start	Income at Latest Annual Assessment for Stayers	Income at Exit for Leavers
Earned Income	44	12	36
Unemployment Insurance	9	3	8
SSI	23	12	13
SSDI	13	2	10
VA Service-Connected Disability Compensation	0	0	0
VA Non-Service Connected Disability Pension	0	0	0
Private Disability Insurance	0	0	0
Worker's Compensation	3	0	1
TANF or Equivalent	10	1	3
General Assistance	15	3	7
Retirement (Social Security)	1	0	1
Pension from Former Job	1	0	0
Child Support	14	7	9
Alimony (Spousal Support)	2	1	2
Other Source	2	5	3
Adults with Income Information at Start and Annual Assessment/Exit	--	38	107

Q19b: Disabling Conditions and Income for Adults at Exit

	AO: Adult with Disabling Condition	AO: Adult without Disabling Condition	AO: Total Adults	AO: % with Disabling Condition by Source	AC: Adult with Disabling Condition	AC: Adult without Disabling Condition	AC: Total Adults	AC: % with Disabling Condition by Source	UK: Adult with Disabling Condition	UK: Adult without Disabling Condition	UK: Total Adults	UK: % with Disabling Condition by Source
Earned Income	7	13	20	35.00 %	4	12	16	25.00 %	0	0	0	--
Supplemental Security Income (SSI)	9	1	10	90.00 %	2	1	3	66.67 %	0	0	0	--
Social Security Disability Insurance (SSDI)	7	3	10	70.00 %	0	0	0	--	0	0	0	--
VA Service-Connected Disability Compensation	0	0	0	--	0	0	0	--	0	0	0	--
Private Disability Insurance	0	0	0	--	0	0	0	--	0	0	0	--
Worker's Compensation	0	1	1	0.00 %	0	0	0	--	0	0	0	--
Temporary Assistance for Needy Families (TANF)	0	0	0	--	2	1	3	66.67 %	0	0	0	--
Retirement Income from Social Security	1	0	1	100.00 %	0	0	0	--	0	0	0	--
Pension or retirement income from a former job	0	0	0	--	0	0	0	--	0	0	0	--
Child Support	1	0	1	100.00 %	3	5	8	37.50 %	0	0	0	--
Other source	5	6	11	45.45 %	4	4	8	50.00 %	0	0	0	--
No Sources	2	15	17	11.76 %	0	14	14	0.00 %	0	0	0	--
Unduplicated Total Adults	29	38	67		10	31	41		0	0	0	

Q20a: Type of Non-Cash Benefit Sources

	Benefit at Start	Benefit at Latest Annual Assessment for Stayers	Benefit at Exit for Leavers
Supplemental Nutritional Assistance Program	75	25	46
WIC	6	2	6
TANF Child Care Services	7	1	0
TANF Transportation Services	1	0	0
Other TANF-Funded Services	1	0	0
Other Source	4	11	7

Q21: Health Insurance

	At Start	At Annual Assessment for Stayers	At Exit for Leavers
Medicaid	202	62	112
Medicare	5	0	5
State Children's Health Insurance Program	29	13	14
VA Medical Services	0	0	0
Employer Provided Health Insurance	9	3	8
Health Insurance Through COBRA	0	0	0
Private Pay Health Insurance	4	2	2
State Health Insurance for Adults	1	0	1
Indian Health Services Program	0	0	0
Other	5	0	3
No Health Insurance	31	4	21
Client Doesn't Know/Client Refused	0	0	0
Data Not Collected	25	0	25
Number of Stayers Not Yet Required to Have an Annual Assessment	–	30	–
1 Source of Health Insurance	219	52	137
More than 1 Source of Health Insurance	18	14	4

Q22a2: Length of Participation – ESG Projects

	Total	Leavers	Stayers
0 to 7 days	25	24	1
8 to 14 days	10	10	0
15 to 21 days	10	8	2
22 to 30 days	6	4	2
31 to 60 days	27	24	3
61 to 90 days	38	31	7
91 to 180 days	39	28	11
181 to 365 days	31	21	10
366 to 730 days (1-2 Yrs)	47	18	29
731 to 1,095 days (2-3 Yrs)	17	4	13
1,096 to 1,460 days (3-4 Yrs)	20	8	12
1,461 to 1,825 days (4-5 Yrs)	10	3	7
More than 1,825 days (> 5 Yrs)	13	4	9
Data Not Collected	0	0	0
Total	293	187	106

Q22c: Length of Time between Project Start Date and Housing Move-in Date

	Total	Without Children	With Children and Adults	With Only Children	Unknown Household Type
7 days or less	12	12	0	0	0
8 to 14 days	2	2	0	0	0
15 to 21 days	0	0	0	0	0
22 to 30 days	0	0	0	0	0
31 to 60 days	0	0	0	0	0
61 to 180 days	0	0	0	0	0
181 to 365 days	1	1	0	0	0
366 to 730 days (1-2 Yrs)	0	0	0	0	0
Total (persons moved into housing)	15	15	0	0	0
Average length of time to housing	21.67	21.67	--	--	--
Persons who were exited without move-in	0	0	0	0	0
Total persons	15	15	0	0	0

Q22d: Length of Participation by Household Type

	Total	Without Children	With Children and Adults	With Only Children	Unknown Household Type
7 days or less	25	15	8	2	0
8 to 14 days	10	6	4	0	0
15 to 21 days	10	5	5	0	0
22 to 30 days	6	1	5	0	0
31 to 60 days	27	8	19	0	0
61 to 90 days	38	9	29	0	0
91 to 180 days	39	15	22	2	0
181 to 365 days	31	20	11	0	0
366 to 730 days (1-2 Yrs)	47	15	32	0	0
731 to 1,095 days (2-3 Yrs)	17	9	8	0	0
1,096 to 1,460 days (3-4 Yrs)	20	4	16	0	0
1,461 to 1,825 days (4-5 Yrs)	10	2	8	0	0
More than 1,825 days (> 5 Yrs)	13	5	8	0	0
Data Not Collected	0	0	0	0	0
Total	293	114	175	4	0

Q22e: Length of Time Prior to Housing - based on 3.917 Date Homelessness Started

	Total	Without Children	With Children and Adults	With Only Children	Unknown Household Type
7 days or less	99	38	61	0	0
8 to 14 days	1	1	0	0	0
15 to 21 days	0	0	0	0	0
22 to 30 days	0	0	0	0	0
31 to 60 days	0	0	0	0	0
61 to 180 days	0	0	0	0	0
181 to 365 days	0	0	0	0	0
366 to 730 days (1-2 Yrs)	1	1	0	0	0
731 days or more	0	0	0	0	0
Total (persons moved into housing)	101	40	61	0	0
Not yet moved into housing	0	0	0	0	0
Data not collected	62	22	36	4	0
Total persons	163	62	97	4	0

Q23c: Exit Destination – All persons

	Total	Without Children	With Children and Adults	With Only Children	Unknown Household Type
Permanent Destinations	0	0	0	0	0
Moved from one HOPWA funded project to HOPWA PH	0	0	0	0	0
Owned by client, no ongoing housing subsidy	2	2	0	0	0
Owned by client, with ongoing housing subsidy	0	0	0	0	0
Rental by client, no ongoing housing subsidy	18	12	6	0	0
Rental by client, with VASH housing subsidy	0	0	0	0	0
Rental by client, with GPD TIP housing subsidy	0	0	0	0	0
Rental by client, with other ongoing housing subsidy	12	2	10	0	0
Permanent housing (other than RRH) for formerly homeless persons	0	0	0	0	0
Staying or living with family, permanent tenure	6	5	1	0	0
Staying or living with friends, permanent tenure	2	2	0	0	0
Rental by client, with RRH or equivalent subsidy	15	1	14	0	0
Rental by client, with HCV voucher (tenant or project based)	28	19	9	0	0
Rental by client in a public housing unit	1	1	0	0	0
Subtotal	84	44	40	0	0
Temporary Destinations	0	0	0	0	0
Emergency shelter, including hotel or motel paid for with emergency shelter voucher	11	4	7	0	0
Moved from one HOPWA funded project to HOPWA TH	0	0	0	0	0
Transitional housing for homeless persons (including homeless youth)	42	2	38	2	0
Staying or living with family, temporary tenure (e.g. room, apartment or house)	11	4	6	1	0
Staying or living with friends, temporary tenure (e.g. room, apartment or house)	20	14	5	1	0
Place not meant for habitation (e.g., a vehicle, an abandoned building, bus/train/subway station/airport or anywhere outside)	0	0	0	0	0
Safe Haven	2	2	0	0	0
Hotel or motel paid for without emergency shelter voucher	2	0	2	0	0
Host Home (non-crisis)	0	0	0	0	0
Subtotal	88	26	58	4	0
Institutional Settings	0	0	0	0	0
Foster care home or group foster care home	6	0	6	0	0
Psychiatric hospital or other psychiatric facility	1	1	0	0	0
Substance abuse treatment facility or detox center	1	1	0	0	0
Hospital or other residential non-psychiatric medical facility	0	0	0	0	0
Jail, prison, or juvenile detention facility	0	0	0	0	0
Long-term care facility or nursing home	0	0	0	0	0
Subtotal	8	2	6	0	0
Other Destinations	0	0	0	0	0
Residential project or halfway house with no homeless criteria	0	0	0	0	0
Deceased	0	0	0	0	0
Other	0	0	0	0	0
Client Doesn't Know/Client Refused	0	0	0	0	0
Data Not Collected (no exit interview completed)	7	3	4	0	0
Subtotal	7	3	4	0	0
Total	187	75	108	4	0
Total persons exiting to positive housing destinations	84	44	40	0	0
Total persons whose destinations excluded them from the calculation	6	0	6	0	0
Percentage	46.41 %	58.67 %	39.22 %	0.00 %	--

Q24: Homelessness Prevention Housing Assessment at Exit

	Total	Without Children	With Children and Adults	With Only Children	Unknown Household Type
Able to maintain the housing they had at project start--Without a subsidy	0	0	0	0	0
Able to maintain the housing they had at project start--With the subsidy they had at project start	0	0	0	0	0
Able to maintain the housing they had at project start--With an on-going subsidy acquired since project start	2	2	0	0	0
Able to maintain the housing they had at project start--Only with financial assistance other than a subsidy	0	0	0	0	0
Moved to new housing unit--With on-going subsidy	40	18	22	0	0
Moved to new housing unit--Without an on-going subsidy	3	3	0	0	0
Moved in with family/friends on a temporary basis	0	0	0	0	0
Moved in with family/friends on a permanent basis	1	1	0	0	0
Moved to a transitional or temporary housing facility or program	0	0	0	0	0
Client became homeless -- moving to a shelter or other place unfit for human habitation	0	0	0	0	0
Client went to jail/prison	0	0	0	0	0
Client died	0	0	0	0	0
Client doesn't know/Client refused	0	0	0	0	0
Data not collected (no exit interview completed)	0	0	0	0	0
Total	46	24	22	0	0

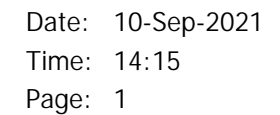
Q25a: Number of Veterans

	Total	Without Children	With Children and Adults	Unknown Household Type
Chronically Homeless Veteran	1	1	0	0
Non-Chronically Homeless Veteran	1	0	1	0
Not a Veteran	180	111	69	0
Client Doesn't Know/Client Refused	0	0	0	0
Data Not Collected	2	2	0	0
Total	184	114	70	0

Q26b: Number of Chronically Homeless Persons by Household

	Total	Without Children	With Children and Adults	With Only Children	Unknown Household Type
Chronically Homeless	85	41	44	0	0
Not Chronically Homeless	204	69	131	4	0
Client Doesn't Know/Client Refused	1	1	0	0	0
Data Not Collected	3	3	0	0	0
Total	293	114	175	4	0

OTHER HUD REPORTS



Page: 1 of 136



U.S. Department of Housing and Urban Development
Office of Community Planning and Development
Integrated Disbursement and Information System
CDBG Activity Summary Report (GPR) for Program Year 2020
MORRIS COUNTY

Date: 10-Sep-2021
Time: 14:15
Page: 2

Female-headed Households: 0 0 0

Income Category:

	Owner	Renter	Total	Person
Extremely Low	1	0	1	0
Low Mod	5	0	5	0
Moderate	5	0	5	0
Non Low Moderate	0	0	0	0
Total	11	0	11	0
Percent Low/Mod	100.0%		100.0%	

Annual Accomplishments

Years	Accomplishment Narrative	# Benefitting
2015	We are still expending the PY 2014 money as the program continues to serve low/low mod income people in the community.	
2016	The program continues to provide grant assistance to eliminate code violations & health & safety repairs in Morris County for low/low mod persons.	
2017	The Rehab Program served 3 low/low moderate income families in Morris County in FY 2017	
2018	The Rehab Program continues to successfully serve the senior and low, low/mod income people & families in Mrris County. In PY 2018 12 low, low moderate families were served completed much needed home repairs.	
2019	The program continues to serve low low/mod income families throughout Morris County, helping homeowners stay in their homes with the needed repairs.	



U.S. Department of Housing and Urban Development
Office of Community Planning and Development
Integrated Disbursement and Information System
CDBG Activity Summary Report (GPR) for Program Year 2020
MORRIS COUNTY

Date: 10-Sep-2021
Time: 14:15
Page: 4

Female-headed Households:

6 0 6

Income Category:

	Owner	Renter	Total	Person
Extremely Low	5	0	5	0
Low Mod	4	0	4	0
Moderate	4	0	4	0
Non Low Moderate	0	0	0	0
Total	13	0	13	0
Percent Low/Mod	100.0%		100.0%	

Annual Accomplishments

Years	Accomplishment Narrative	# Benefitting
2017	Rehab client served, home upgraded	
2018	Two housing units rehabilitated	
2019	The Rehabilitation Program served 10 low income, mostly senior citizens to make much needed repairs,making them able to continue to live in their homes.	
2020	The housing program served 10 additional households in 2020. Funds were added during reprogramming during the year.	



U.S. Department of Housing and Urban Development
Office of Community Planning and Development
Integrated Disbursement and Information System
CDBG Activity Summary Report (GPR) for Program Year 2020
MORRIS COUNTY

Date: 10-Sep-2021
Time: 14:15
Page: 5

PGM Year: 2016
Project: 0029 - Administration
IDIS Activity: 1329 - Administration
Status: Completed 12/29/2020 12:00:00 AM
Location: ,
Objective:
Outcome:
Matrix Code: General Program Administration (21A) **National Objective:**

Activity to prevent, prepare for, and respond to Coronavirus: No

Initial Funding Date: 09/23/2016

Description:

Ongoing program management and oversight

Financing

	Fund Type	Grant Year	Grant	Funded Amount	Drawn In Program Year	Drawn Thru Program Year
CDBG	EN	2016	B16UC340105	\$324,976.23	\$0.00	\$324,976.23
Total	Total			\$324,976.23	\$0.00	\$324,976.23

Proposed Accomplishments

Actual Accomplishments

Number assisted:

	Owner		Renter		Total		Person	
	Total	Hispanic	Total	Hispanic	Total	Hispanic	Total	Hispanic
White:					0	0		
Black/African American:					0	0		
Asian:					0	0		
American Indian/Alaskan Native:					0	0		
Native Hawaiian/Other Pacific Islander:					0	0		
American Indian/Alaskan Native & White:					0	0		
Asian White:					0	0		
Black/African American & White:					0	0		
American Indian/Alaskan Native & Black/African American:					0	0		
Other multi-racial:					0	0		
Asian/Pacific Islander:					0	0		
Hispanic:					0	0		
Total:	0	0	0	0	0	0	0	0
Female-headed Households:					0			



U.S. Department of Housing and Urban Development
Office of Community Planning and Development
Integrated Disbursement and Information System
CDBG Activity Summary Report (GPR) for Program Year 2020
MORRIS COUNTY

Date: 10-Sep-2021

Time: 14:15

Page: 6

Income Category:

	Owner	Renter	Total	Person
Extremely Low			0	
Low Mod			0	
Moderate			0	
Non Low Moderate			0	
Total	0	0	0	0
Percent Low/Mod				

Annual Accomplishments

No data returned for this view. This might be because the applied filter excludes all data.



U.S. Department of Housing and Urban Development
Office of Community Planning and Development
Integrated Disbursement and Information System
CDBG Activity Summary Report (GPR) for Program Year 2020
MORRIS COUNTY

Date: 10-Sep-2021
Time: 14:15
Page: 7

PGM Year:	2017		
Project:	0024 - Housing Rehab		
IDIS Activity:	1343 - Housing Rehabilitation Program		
Status:	Completed 6/15/2021 12:00:00 AM	Objective:	Provide decent affordable housing
Location:	Address Suppressed	Outcome:	Availability/accessibility
		Matrix Code:	Rehab; Single-Unit Residential (14A)
		National Objective:	LMH

Activity to prevent, prepare for, and respond to Coronavirus: No

Initial Funding Date: 08/29/2017

Description:

Single Family Residential Rehabilitation Program.
We will continue to serve our low, lowmod income families throughout Morris County.

Financing

	Fund Type	Grant Year	Grant	Funded Amount	Drawn In Program Year	Drawn Thru Program Year
CDBG	EN	2017	B17UC340105	\$112,225.00	\$103,243.90	\$108,361.69
	PI			\$92,221.00	\$0.00	\$92,221.00
Total	Total			\$204,446.00	\$103,243.90	\$200,582.69

Proposed Accomplishments

Housing Units : 30

Actual Accomplishments

Number assisted:

	Owner		Renter		Total		Person	
	Total	Hispanic	Total	Hispanic	Total	Hispanic	Total	Hispanic
White:	9	1	0	0	9	1	0	0
Black/African American:	1	0	0	0	1	0	0	0
Asian:	0	0	0	0	0	0	0	0
American Indian/Alaskan Native:	0	0	0	0	0	0	0	0
Native Hawaiian/Other Pacific Islander:	0	0	0	0	0	0	0	0
American Indian/Alaskan Native & White:	0	0	0	0	0	0	0	0
Asian White:	0	0	0	0	0	0	0	0
Black/African American & White:	0	0	0	0	0	0	0	0
American Indian/Alaskan Native & Black/African American:	0	0	0	0	0	0	0	0
Other multi-racial:	0	0	0	0	0	0	0	0
Asian/Pacific Islander:	0	0	0	0	0	0	0	0
Hispanic:	0	0	0	0	0	0	0	0



U.S. Department of Housing and Urban Development
Office of Community Planning and Development
Integrated Disbursement and Information System
CDBG Activity Summary Report (GPR) for Program Year 2020
MORRIS COUNTY

Date: 10-Sep-2021
Time: 14:15
Page: 8

Total: 10 1 0 0 10 1 0 0

Female-headed Households: 0 0 0

Income Category:

	Owner	Renter	Total	Person
Extremely Low	1	0	1	0
Low Mod	4	0	4	0
Moderate	5	0	5	0
Non Low Moderate	0	0	0	0
Total	10	0	10	0
Percent Low/Mod	100.0%		100.0%	

Annual Accomplishments

Years	Accomplishment Narrative	# Benefitting
2017	The Rehab Program continues served 5 seniors and low/low moderate income families of Morris County in 2017.	
2018	One home underway	
2019	One partial payment made - beneficiary counted with FY 2016 activity.	
2020	There were 5 beneficiaries served in 2020.	



U.S. Department of Housing and Urban Development
Office of Community Planning and Development
Integrated Disbursement and Information System
CDBG Activity Summary Report (GPR) for Program Year 2020
MORRIS COUNTY

Date: 10-Sep-2021
Time: 14:15
Page: 9

PGM Year:	2017		
Project:	0009 - Township of Rockaway - Senior Center Improvements		
IDIS Activity:	1344 - Rockaway-Senior Center Improvements		
Status:	Completed 10/10/2020 12:00:00 AM	Objective:	Create suitable living environments
Location:	19 Mount Hope Rd Rockaway, NJ 07866-2406	Outcome:	Availability/accessibility
		Matrix Code:	Senior Centers (03A)
		National Objective:	LMC

Activity to prevent, prepare for, and respond to Coronavirus: No

Initial Funding Date: 05/09/2018

Description:

Senior Center Improvements

Financing

	Fund Type	Grant Year	Grant	Funded Amount	Drawn In Program Year	Drawn Thru Program Year
CDBG	EN	2017	B17UC340105	\$44,797.62	\$44,797.62	\$44,797.62
Total	Total			\$44,797.62	\$44,797.62	\$44,797.62

Proposed Accomplishments

Public Facilities : 1

Actual Accomplishments

Number assisted:

	Owner		Renter		Total		Person	
	Total	Hispanic	Total	Hispanic	Total	Hispanic	Total	Hispanic
White:	0	0	0	0	0	0	6	0
Black/African American:	0	0	0	0	0	0	0	0
Asian:	0	0	0	0	0	0	0	0
American Indian/Alaskan Native:	0	0	0	0	0	0	0	0
Native Hawaiian/Other Pacific Islander:	0	0	0	0	0	0	0	0
American Indian/Alaskan Native & White:	0	0	0	0	0	0	0	0
Asian White:	0	0	0	0	0	0	0	0
Black/African American & White:	0	0	0	0	0	0	0	0
American Indian/Alaskan Native & Black/African American:	0	0	0	0	0	0	0	0
Other multi-racial:	0	0	0	0	0	0	0	0
Asian/Pacific Islander:	0	0	0	0	0	0	0	0
Hispanic:	0	0	0	0	0	0	0	0
Total:	0	0	0	0	0	0	6	0



U.S. Department of Housing and Urban Development
Office of Community Planning and Development
Integrated Disbursement and Information System
CDBG Activity Summary Report (GPR) for Program Year 2020
MORRIS COUNTY

Date: 10-Sep-2021
Time: 14:15
Page: 10

Female-headed Households:

0 0 0

Income Category:

	Owner	Renter	Total	Person
Extremely Low	0	0	0	0
Low Mod	0	0	0	6
Moderate	0	0	0	0
Non Low Moderate	0	0	0	0
Total	0	0	0	6
Percent Low/Mod				100.0%

Annual Accomplishments

Years	Accomplishment Narrative	# Benefitting
2017	There have been delays with the bidding process. Bid opening Sept. 6, 2018.	
2018		
2019	Project is now underway after numerous delays at the municipality.	
2020	Project completed 10/20/2020. Senior Center closed for covid. The Township provided the first day of beneficiaries after reopening. They will track the annual beneficiaries in the coming year.	



U.S. Department of Housing and Urban Development
Office of Community Planning and Development
Integrated Disbursement and Information System
CDBG Activity Summary Report (GPR) for Program Year 2020
MORRIS COUNTY

Date: 10-Sep-2021
Time: 14:15
Page: 11

PGM Year:	2017					
Project:	0001 - Town of Boonton - Church Street Drainage					
IDIS Activity:	1349 - Boonton-Church St. Drainage					
Status:	Open	Objective:	Create suitable living environments			
Location:	56 Church Rd Boonton, NJ 07005-8857	Outcome:	Sustainability			
		Matrix Code:	Water/Sewer Improvements (03J)	National Objective:	LMA	

Activity to prevent, prepare for, and respond to Coronavirus: No

Initial Funding Date: 05/16/2018

Description:

Installation of 300LF of under drain to capture ground water.
Two new inlets, curb and sidewalk improvements.

Financing

	Fund Type	Grant Year	Grant	Funded Amount	Drawn In Program Year	Drawn Thru Program Year
CDBG	EN	2017	B17UC340105	\$65,000.00	\$0.00	\$0.00
Total	Total			\$65,000.00	\$0.00	\$0.00

Proposed Accomplishments

People (General) : 835
Total Population in Service Area: 835
Census Tract Percent Low / Mod: 53.89

Annual Accomplishments

Years	Accomplishment Narrative	# Benefitting
2017	Town enlisted architectural firm to complete bid package. Accomplishments will be contained in PY 2018.	
2018	Bid package approved 8/22/2018, Bid opening Sept. 12, 2018. Numerous changes at the municipal level postponed the project in addition to the pandemic. Project is now 90% completed and will close out soon.	
2019	Bids to be received July 5, 2020.	
2020	Boonton project underway. Expecting final vouchers in September.	



U.S. Department of Housing and Urban Development
Office of Community Planning and Development
Integrated Disbursement and Information System
CDBG Activity Summary Report (GPR) for Program Year 2020
MORRIS COUNTY

Date: 10-Sep-2021
Time: 14:15
Page: 12

PGM Year:	2017						
Project:	0024 - Housing Rehab						
IDIS Activity:	1374 - Housing Rehab Delivery Costs						
Status:	Open	Objective:	Create suitable living environments				
Location:	PO Box 900 Morristown, NJ 07963-0900	Outcome:	Availability/accessibility				
		Matrix Code:	Rehabilitation Administration (14H)			National Objective:	LMH

Activity to prevent, prepare for, and respond to Coronavirus: No

Initial Funding Date: 05/16/2018

Description:

Administration of the Homeowner Rehabilitation Program.

Financing

	Fund Type	Grant Year	Grant	Funded Amount	Drawn In Program Year	Drawn Thru Program Year
CDBG	EN	2016	B16UC340105	\$24,793.77	\$24,793.77	\$24,793.77
		2017	B17UC340105	\$177,794.26	\$65,198.31	\$138,198.31
Total	Total			\$202,588.03	\$89,992.08	\$162,992.08

Proposed Accomplishments

Actual Accomplishments

Number assisted:

	Owner		Renter		Total		Person	
	Total	Hispanic	Total	Hispanic	Total	Hispanic	Total	Hispanic
White:	0	0	0	0	0	0		0
Black/African American:	0	0	0	0	0	0	0	0
Asian:	0	0	0	0	0	0	0	0
American Indian/Alaskan Native:	0	0	0	0	0	0	0	0
Native Hawaiian/Other Pacific Islander:	0	0	0	0	0	0	0	0
American Indian/Alaskan Native & White:	0	0	0	0	0	0	0	0
Asian White:	0	0	0	0	0	0	0	0
Black/African American & White:	0	0	0	0	0	0	0	0
American Indian/Alaskan Native & Black/African American:	0	0	0	0	0	0	0	0
Other multi-racial:	0	0	0	0	0	0	0	0
Asian/Pacific Islander:	0	0	0	0	0	0	0	0
Hispanic:	0	0	0	0	0	0	0	0
Total:	0	0	0	0	0	0	0	0



U.S. Department of Housing and Urban Development
Office of Community Planning and Development
Integrated Disbursement and Information System
CDBG Activity Summary Report (GPR) for Program Year 2020
MORRIS COUNTY

Date: 10-Sep-2021
Time: 14:15
Page: 13

Female-headed Households: 0 0 0

Income Category:

	Owner	Renter	Total	Person
Extremely Low	0	0	0	0
Low Mod	0	0	0	0
Moderate	0	0	0	0
Non Low Moderate	0	0	0	0
Total	0	0	0	0

Percent Low/Mod

Annual Accomplishments

Years	Accomplishment Narrative	# Benefitting
2019	Delivery costs includes the salary of the rehabilitation staff who does inspections and work write-ups as well as LBP testing.	
2020	Housing Rehab program continues. Linked to 1343. Work continued under activities 1328 and 1343	



U.S. Department of Housing and Urban Development
Office of Community Planning and Development
Integrated Disbursement and Information System
CDBG Activity Summary Report (GPR) for Program Year 2020
MORRIS COUNTY

Date: 10-Sep-2021
Time: 14:15
Page: 14

PGM Year: 2018
Project: 0001 - Administration
IDIS Activity: 1378 - CDBG Administration
Status: Completed 2/6/2021 6:40:28 AM
Location: ,
Objective:
Outcome:
Matrix Code: General Program Administration (21A) **National Objective:**

Activity to prevent, prepare for, and respond to Coronavirus: No

Initial Funding Date: 10/11/2018

Description:

Administrative costs associated with the implementation of the CDBG program.

Financing

	Fund Type	Grant Year	Grant	Funded Amount	Drawn In Program Year	Drawn Thru Program Year
CDBG	EN	2018	B18UC340105	\$287,256.32	\$0.00	\$287,256.32
Total	Total			\$287,256.32	\$0.00	\$287,256.32

Proposed Accomplishments

Actual Accomplishments

Number assisted:

	Owner		Renter		Total		Person	
	Total	Hispanic	Total	Hispanic	Total	Hispanic	Total	Hispanic
White:					0	0		
Black/African American:					0	0		
Asian:					0	0		
American Indian/Alaskan Native:					0	0		
Native Hawaiian/Other Pacific Islander:					0	0		
American Indian/Alaskan Native & White:					0	0		
Asian White:					0	0		
Black/African American & White:					0	0		
American Indian/Alaskan Native & Black/African American:					0	0		
Other multi-racial:					0	0		
Asian/Pacific Islander:					0	0		
Hispanic:					0	0		
Total:	0	0	0	0	0	0	0	0
Female-headed Households:					0			



U.S. Department of Housing and Urban Development
Office of Community Planning and Development
Integrated Disbursement and Information System
CDBG Activity Summary Report (GPR) for Program Year 2020
MORRIS COUNTY

Date: 10-Sep-2021

Time: 14:15

Page: 15

Income Category:

	Owner	Renter	Total	Person
Extremely Low			0	
Low Mod			0	
Moderate			0	
Non Low Moderate			0	
Total	0	0	0	0
Percent Low/Mod				

Annual Accomplishments

No data returned for this view. This might be because the applied filter excludes all data.



U.S. Department of Housing and Urban Development
Office of Community Planning and Development
Integrated Disbursement and Information System
CDBG Activity Summary Report (GPR) for Program Year 2020
MORRIS COUNTY

Date: 10-Sep-2021
Time: 14:15
Page: 17

Female-headed Households: 0 0 0

Income Category:

	Owner	Renter	Total	Person
Extremely Low	0	0	0	0
Low Mod	0	0	0	0
Moderate	0	0	0	0
Non Low Moderate	0	0	0	0
Total	0	0	0	0
Percent Low/Mod				

Annual Accomplishments

Years	Accomplishment Narrative	# Benefitting
2018	All beneficiaries were reported in Activity 1292, as these were partial payments.	
2019	Partial payment made from 2018 funds. Units completed under 2017 and 2018 funds.	
2020	Partial payment made from 2018 funds. Units completed under 2016 and 2017 funds.	



U.S. Department of Housing and Urban Development
Office of Community Planning and Development
Integrated Disbursement and Information System
CDBG Activity Summary Report (GPR) for Program Year 2020
MORRIS COUNTY

Date: 10-Sep-2021
Time: 14:15
Page: 18

PGM Year:	2018		
Project:	0008 - Morris County Housing Authority - Kitchen		
IDIS Activity:	1380 - MCHA Kitchen Appliance Replacement		
Status:	Completed 12/30/2020 12:00:00 AM	Objective:	Provide decent affordable housing
Location:	Address Suppressed	Outcome:	Affordability
		Matrix Code:	Neighborhood Facilities (03E)
		National Objective:	LMC

Activity to prevent, prepare for, and respond to Coronavirus: No

Initial Funding Date: 01/17/2020

Description:
Replacement of permanent Kitchen appliances at the Morris County Housing Authority's Gallo Congregate Living(Senior) Facility, for the Nutrition Lunch Program.

	Fund Type	Grant Year	Grant	Funded Amount	Drawn In Program Year	Drawn Thru Program Year
CDBG	EN	2018	B18UC340105	\$22,302.67	\$0.00	\$22,302.67
Total	Total			\$22,302.67	\$0.00	\$22,302.67

Proposed Accomplishments

Public Facilities : 200

Actual Accomplishments

Number assisted:

	Owner		Renter		Total		Person	
	Total	Hispanic	Total	Hispanic	Total	Hispanic	Total	Hispanic
White:	0	0	0	0	0	0	553	33
Black/African American:	0	0	0	0	0	0	50	0
Asian:	0	0	0	0	0	0	27	0
American Indian/Alaskan Native:	0	0	0	0	0	0	0	0
Native Hawaiian/Other Pacific Islander:	0	0	0	0	0	0	0	0
American Indian/Alaskan Native & White:	0	0	0	0	0	0	0	0
Asian White:	0	0	0	0	0	0	0	0
Black/African American & White:	0	0	0	0	0	0	0	0
American Indian/Alaskan Native & Black/African American:	0	0	0	0	0	0	0	0
Other multi-racial:	0	0	0	0	0	0	6	0
Asian/Pacific Islander:	0	0	0	0	0	0	0	0
Hispanic:	0	0	0	0	0	0	0	0
Total:	0	0	0	0	0	0	636	33



U.S. Department of Housing and Urban Development
Office of Community Planning and Development
Integrated Disbursement and Information System
CDBG Activity Summary Report (GPR) for Program Year 2020
MORRIS COUNTY

Date: 10-Sep-2021
Time: 14:15
Page: 19

Female-headed Households: 0 0 0

Income Category:

	Owner	Renter	Total	Person
Extremely Low	0	0	0	422
Low Mod	0	0	0	214
Moderate	0	0	0	0
Non Low Moderate	0	0	0	0
Total	0	0	0	636
Percent Low/Mod				100.0%

Annual Accomplishments

Years	Accomplishment Narrative	# Benefitting
2018	The project had to be re-bid due to lack of respondents. Project was re-bid, awarded and is now beginning.	
2019	All 2018 accomplishments are recorded in PY 2019	



U.S. Department of Housing and Urban Development
Office of Community Planning and Development
Integrated Disbursement and Information System
CDBG Activity Summary Report (GPR) for Program Year 2020
MORRIS COUNTY

Date: 10-Sep-2021
Time: 14:15
Page: 20

PGM Year:	2018				
Project:	0013 - Township of Rockaway Senior center improvements				
IDIS Activity:	1384 - Twp of Rockaway Senior Center Improvements				
Status:	Open	Objective:	Create suitable living environments		
Location:	Address Suppressed	Outcome:	Availability/accessibility		
		Matrix Code:	Senior Centers (03A)	National Objective:	LMC

Activity to prevent, prepare for, and respond to Coronavirus: No

Initial Funding Date: 04/04/2019

Description:

Upgrades to include flooring, walls, ceilings and ADA compliance.

Financing

	Fund Type	Grant Year	Grant	Funded Amount	Drawn In Program Year	Drawn Thru Program Year
CDBG	EN	2018	B18UC340105	\$75,000.00	\$0.00	\$0.00
Total	Total			\$75,000.00	\$0.00	\$0.00

Proposed Accomplishments

Public Facilities : 2,000

Actual Accomplishments

Number assisted:

	Owner		Renter		Total		Person	
	Total	Hispanic	Total	Hispanic	Total	Hispanic	Total	Hispanic
White:	0	0	0	0	0	0		0
Black/African American:	0	0	0	0	0	0	0	0
Asian:	0	0	0	0	0	0	0	0
American Indian/Alaskan Native:	0	0	0	0	0	0	0	0
Native Hawaiian/Other Pacific Islander:	0	0	0	0	0	0	0	0
American Indian/Alaskan Native & White:	0	0	0	0	0	0	0	0
Asian White:	0	0	0	0	0	0	0	0
Black/African American & White:	0	0	0	0	0	0	0	0
American Indian/Alaskan Native & Black/African American:	0	0	0	0	0	0	0	0
Other multi-racial:	0	0	0	0	0	0	0	0
Asian/Pacific Islander:	0	0	0	0	0	0	0	0
Hispanic:	0	0	0	0	0	0	0	0
Total:	0	0	0	0	0	0	0	0



U.S. Department of Housing and Urban Development
Office of Community Planning and Development
Integrated Disbursement and Information System
CDBG Activity Summary Report (GPR) for Program Year 2020
MORRIS COUNTY

Date: 10-Sep-2021
Time: 14:15
Page: 21

Female-headed Households:

0 0 0

Income Category:

	Owner	Renter	Total	Person
Extremely Low	0	0	0	0
Low Mod	0	0	0	0
Moderate	0	0	0	0
Non Low Moderate	0	0	0	0
Total	0	0	0	0

Percent Low/Mod

Annual Accomplishments

Years	Accomplishment Narrative	# Benefitting
2019	Municipality's engineer is preparing specs	
2020	Bid was awarded 12/8/2020 to Greater Bergen Community Action. The improvements are nearly completed. Final walk through scheduled for August.	



U.S. Department of Housing and Urban Development
Office of Community Planning and Development
Integrated Disbursement and Information System
CDBG Activity Summary Report (GPR) for Program Year 2020
MORRIS COUNTY

Date: 10-Sep-2021
Time: 14:15
Page: 22

PGM Year: 2018
Project: 0012 - Borough of Netcong - Arbolino Park Phase 2
IDIS Activity: 1385 - Borough of Netcong Arbolino Park Improvements

Status: Completed 8/17/2021 12:29:40 PM
Location: Address Suppressed

Objective: Create suitable living environments
Outcome: Availability/accessibility
Matrix Code: Parks, Recreational Facilities (03F)

National Objective: LMA

Activity to prevent, prepare for, and respond to Coronavirus: No

Initial Funding Date: 03/07/2019

Description:
The improvements will include new equipment, surfacing, curbing, fencing around perimeter of athletic area and also all ADA compliant components necessary.
Financing

	Fund Type	Grant Year	Grant	Funded Amount	Drawn In Program Year	Drawn Thru Program Year
CDBG	EN	2018	B18UC340105	\$80,000.00	\$20,370.00	\$20,370.00
Total	Total			\$80,000.00	\$20,370.00	\$20,370.00

Proposed Accomplishments

Public Facilities : 3,250
Total Population in Service Area: 3,250
Census Tract Percent Low / Mod: 33.38

Annual Accomplishments

Years	Accomplishment Narrative	# Benefitting
2018	Project is in action, in concert with the 2017 project, Phase I	
2019		
2020	Project 90% completed, awaiting voucher draw down from the municipality	
2021	Park improvements are complete.	



U.S. Department of Housing and Urban Development
Office of Community Planning and Development
Integrated Disbursement and Information System
CDBG Activity Summary Report (GPR) for Program Year 2020
MORRIS COUNTY

Date: 10-Sep-2021
Time: 14:15
Page: 23

PGM Year:	2018				
Project:	0010 - Township of Montville - Accessibility				
IDIS Activity:	1386 - Twp. of Montville ADA Senior Parking Lot Improvements				
Status:	Completed 6/30/2021 12:00:00 AM	Objective:	Create suitable living environments		
Location:	Address Suppressed	Outcome:	Availability/accessibility		
		Matrix Code:	Senior Centers (03A)	National Objective:	LMC

Activity to prevent, prepare for, and respond to Coronavirus: No

Initial Funding Date: 01/03/2020

Description:

Installation of ADA required handicapped spaces and an accessible ramp to the senior center.

Financing

	Fund Type	Grant Year	Grant	Funded Amount	Drawn In Program Year	Drawn Thru Program Year
CDBG	EN	2018	B18UC340105	\$80,000.00	\$23,650.00	\$80,000.00
Total	Total			\$80,000.00	\$23,650.00	\$80,000.00

Proposed Accomplishments

Public Facilities : 285

Actual Accomplishments

Number assisted:

	Owner		Renter		Total		Person	
	Total	Hispanic	Total	Hispanic	Total	Hispanic	Total	Hispanic
White:	0	0	0	0	0	0	8	0
Black/African American:	0	0	0	0	0	0	0	0
Asian:	0	0	0	0	0	0	4	0
American Indian/Alaskan Native:	0	0	0	0	0	0	0	0
Native Hawaiian/Other Pacific Islander:	0	0	0	0	0	0	0	0
American Indian/Alaskan Native & White:	0	0	0	0	0	0	0	0
Asian White:	0	0	0	0	0	0	0	0
Black/African American & White:	0	0	0	0	0	0	0	0
American Indian/Alaskan Native & Black/African American:	0	0	0	0	0	0	0	0
Other multi-racial:	0	0	0	0	0	0	0	0
Asian/Pacific Islander:	0	0	0	0	0	0	0	0
Hispanic:	0	0	0	0	0	0	0	0
Total:	0	0	0	0	0	0	12	0



U.S. Department of Housing and Urban Development
Office of Community Planning and Development
Integrated Disbursement and Information System
CDBG Activity Summary Report (GPR) for Program Year 2020
MORRIS COUNTY

Date: 10-Sep-2021
Time: 14:15
Page: 24

Female-headed Households: 0 0 0

Income Category:

	Owner	Renter	Total	Person
Extremely Low	0	0	0	10
Low Mod	0	0	0	2
Moderate	0	0	0	0
Non Low Moderate	0	0	0	0
Total	0	0	0	12
Percent Low/Mod				100.0%

Annual Accomplishments

Years	Accomplishment Narrative	# Benefitting
2020	ADA Improvements to the Senior Center will help those seniors who have physical disabilities able to take advantage of and participate in the programs of the senior center. Since the Senior Center was closed due to Covid, beneficiaries will continue to be monitored.	



U.S. Department of Housing and Urban Development
Office of Community Planning and Development
Integrated Disbursement and Information System
CDBG Activity Summary Report (GPR) for Program Year 2020
MORRIS COUNTY

Date: 10-Sep-2021
Time: 14:15
Page: 25

PGM Year:	2018					
Project:	0006 - Rockaway Borough Culverts					
IDIS Activity:	1389 - Borough of Rockaway Stabilization & Drainage Upgrades					
Status:	Open	Objective:	Create suitable living environments			
Location:	W. Main Street Rockaway, NJ 07866	Outcome:	Availability/accessibility			
		Matrix Code:	Flood Drainage Improvements (03I)	National Objective:	LMA	

Activity to prevent, prepare for, and respond to Coronavirus: No

Initial Funding Date: 01/17/2020

Description:

Repair and restore a stone culvert.
This will improve site drainage at the access road & parking lot.

Financing

	Fund Type	Grant Year	Grant	Funded Amount	Drawn In Program Year	Drawn Thru Program Year
CDBG	EN	2018	B18UC340105	\$80,000.00	\$32,669.24	\$44,929.24
Total	Total			\$80,000.00	\$32,669.24	\$44,929.24

Proposed Accomplishments

Public Facilities : 815
Total Population in Service Area: 815
Census Tract Percent Low / Mod: 31.29

Annual Accomplishments

Years	Accomplishment Narrative	# Benefitting
2020	There have been numerous delays concerning the pandemic, the project was to go out to bid in March 2020. The bids have been returned. When rebid the award was made to Drill Construction Co. The work is completed - expecting final payrolls and to make final payment in September.	



U.S. Department of Housing and Urban Development
Office of Community Planning and Development
Integrated Disbursement and Information System
CDBG Activity Summary Report (GPR) for Program Year 2020
MORRIS COUNTY

Date: 10-Sep-2021
Time: 14:15
Page: 26

PGM Year:	2018					
Project:	0003 - Borough of Madison - Watermain					
IDIS Activity:	1390 - Borough of Madison Installation of Watermain					
Status:	Completed 8/31/2020 12:00:00 AM	Objective:	Create suitable living environments			
Location:	Address Suppressed	Outcome:	Availability/accessibility			
		Matrix Code:	Water/Sewer Improvements (03J)	National Objective:	LMA	

Activity to prevent, prepare for, and respond to Coronavirus: No

Initial Funding Date: 09/03/2019

Description:

Installation of 325' of water main and reconstruction of street paving, curbing storm system improvements, sidewalks & ADA accessible ramps.

Financing

	Fund Type	Grant Year	Grant	Funded Amount	Drawn In Program Year	Drawn Thru Program Year
CDBG	EN	2018	B18UC340105	\$80,000.00	\$46,000.00	\$80,000.00
Total	Total			\$80,000.00	\$46,000.00	\$80,000.00

Proposed Accomplishments

People (General) : 560

Total Population in Service Area: 1,775

Census Tract Percent Low / Mod: 30.70

Annual Accomplishments

Years	Accomplishment Narrative	# Benefitting
2018	Job has been bid out & a contractor chosen. The job is beginning within 30 days.	
2019	All accomplishments are recorded in PY 2020	
2020	Project completed, greatly aided the community with better services.	



U.S. Department of Housing and Urban Development
Office of Community Planning and Development
Integrated Disbursement and Information System
CDBG Activity Summary Report (GPR) for Program Year 2020
MORRIS COUNTY

Date: 10-Sep-2021
Time: 14:15
Page: 27

PGM Year:	2018					
Project:	0004 - Lincoln Park Borough Waterline					
IDIS Activity:	1391 - Lincoln Park Water Main Lining					
Status:	Completed 6/3/2021 12:00:00 AM	Objective:	Create suitable living environments			
Location:	Address Suppressed	Outcome:	Availability/accessibility			
		Matrix Code:	Water/Sewer Improvements (03J)	National Objective:	LMA	

Activity to prevent, prepare for, and respond to Coronavirus: No

Initial Funding Date: 09/03/2019

Description:

Repair existing leak in water main by providing `100' of piping.

Financing

	Fund Type	Grant Year	Grant	Funded Amount	Drawn In Program Year	Drawn Thru Program Year
CDBG	EN	2018	B18UC340105	\$80,000.00	\$80,000.00	\$80,000.00
Total	Total			\$80,000.00	\$80,000.00	\$80,000.00

Proposed Accomplishments

People (General) : 1,600

Total Population in Service Area: 1,230

Census Tract Percent Low / Mod: 34.96

Annual Accomplishments

Years	Accomplishment Narrative	# Benefitting
2018	Bid package preparation is underway for the project. Project has now been completed and greatly enhanced service to the area.	
2019	All accomplishments will be recorded in PY 2020.	
2020	Project competed. This has greatly enhanced the service for the area residents.	



U.S. Department of Housing and Urban Development
Office of Community Planning and Development
Integrated Disbursement and Information System
CDBG Activity Summary Report (GPR) for Program Year 2020
MORRIS COUNTY

Date: 10-Sep-2021
Time: 14:15
Page: 28

PGM Year:	2018				
Project:	0026 - Housing Rehabilitation of Owner-Occupied Housing				
IDIS Activity:	1407 - Housng Rehabilitation Delivery Costs				
Status:	Completed 6/30/2021 12:00:00 AM	Objective:	Create suitable living environments		
Location:	Address Suppressed	Outcome:	Sustainability		
		Matrix Code:	Rehabilitation Administration (14H)	National Objective:	LMH

Activity to prevent, prepare for, and respond to Coronavirus: No

Initial Funding Date: 06/11/2019

Description:

Administration of the Homeowner Rehabilitation Program.

Financing

	Fund Type	Grant Year	Grant	Funded Amount	Drawn In Program Year	Drawn Thru Program Year
CDBG	EN	2018	B18UC340105	\$74,000.00	\$0.00	\$74,000.00
Total	Total			\$74,000.00	\$0.00	\$74,000.00

Proposed Accomplishments

Actual Accomplishments

Number assisted:

	Owner		Renter		Total		Person	
	Total	Hispanic	Total	Hispanic	Total	Hispanic	Total	Hispanic
White:	0	0	0	0	0	0		0
Black/African American:	0	0	0	0	0	0	0	0
Asian:	0	0	0	0	0	0	0	0
American Indian/Alaskan Native:	0	0	0	0	0	0	0	0
Native Hawaiian/Other Pacific Islander:	0	0	0	0	0	0	0	0
American Indian/Alaskan Native & White:	0	0	0	0	0	0	0	0
Asian White:	0	0	0	0	0	0	0	0
Black/African American & White:	0	0	0	0	0	0	0	0
American Indian/Alaskan Native & Black/African American:	0	0	0	0	0	0	0	0
Other multi-racial:	0	0	0	0	0	0	0	0
Asian/Pacific Islander:	0	0	0	0	0	0	0	0
Hispanic:	0	0	0	0	0	0	0	0
Total:	0	0	0	0	0	0	0	0
Female-headed Households:	0		0		0			



U.S. Department of Housing and Urban Development
Office of Community Planning and Development
Integrated Disbursement and Information System
CDBG Activity Summary Report (GPR) for Program Year 2020
MORRIS COUNTY

Date: 10-Sep-2021

Time: 14:15

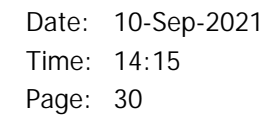
Page: 29

Income Category:

	Owner	Renter	Total	Person
Extremely Low	0	0	0	0
Low Mod	0	0	0	0
Moderate	0	0	0	0
Non Low Moderate	0	0	0	0
Total	0	0	0	0
Percent Low/Mod				

Annual Accomplishments

No data returned for this view. This might be because the applied filter excludes all data.



Page: 30 of 136



U.S. Department of Housing and Urban Development
Office of Community Planning and Development
Integrated Disbursement and Information System
CDBG Activity Summary Report (GPR) for Program Year 2020
MORRIS COUNTY

Date: 10-Sep-2021
Time: 14:15
Page: 31

Female-headed Households: 0 0 0

Income Category:

	Owner	Renter	Total	Person
Extremely Low	0	0	0	0
Low Mod	0	0	0	0
Moderate	0	0	0	0
Non Low Moderate	0	0	0	0
Total	0	0	0	0
Percent Low/Mod				

Annual Accomplishments

Years	Accomplishment Narrative	# Benefitting
2019	All beneficiaries counted on activity 1328 - FY 2016.	
2020	All beneficiaries counted on activity 1328 - FY 2016.	



U.S. Department of Housing and Urban Development
Office of Community Planning and Development
Integrated Disbursement and Information System
CDBG Activity Summary Report (GPR) for Program Year 2020
MORRIS COUNTY

Date: 10-Sep-2021
Time: 14:15
Page: 32

PGM Year:	2019		
Project:	0009 - Twp of Montville - Senior House		
IDIS Activity:	1418 - Montville-Senior House Doors & Security		
Status:	Open	Objective:	Create suitable living environments
Location:	35 Main Rd Montville, NJ 07045-9571	Outcome:	Availability/accessibility
		Matrix Code:	Senior Centers (03A)
		National Objective:	LMC

Activity to prevent, prepare for, and respond to Coronavirus: No

Initial Funding Date: 11/18/2020

Description:

Activity will include removal of existing doors & replacing with ADA compliant doors and the installation of a new security system.

Financing

	Fund Type	Grant Year	Grant	Funded Amount	Drawn In Program Year	Drawn Thru Program Year
CDBG	EN	2019	B19UC340105	\$23,400.00	\$0.00	\$0.00
Total	Total			\$23,400.00	\$0.00	\$0.00

Proposed Accomplishments

Public Facilities : 285

Actual Accomplishments

Number assisted:

	Owner		Renter		Total		Person	
	Total	Hispanic	Total	Hispanic	Total	Hispanic	Total	Hispanic
White:	0	0	0	0	0	0		0
Black/African American:	0	0	0	0	0	0	0	0
Asian:	0	0	0	0	0	0	0	0
American Indian/Alaskan Native:	0	0	0	0	0	0	0	0
Native Hawaiian/Other Pacific Islander:	0	0	0	0	0	0	0	0
American Indian/Alaskan Native & White:	0	0	0	0	0	0	0	0
Asian White:	0	0	0	0	0	0	0	0
Black/African American & White:	0	0	0	0	0	0	0	0
American Indian/Alaskan Native & Black/African American:	0	0	0	0	0	0	0	0
Other multi-racial:	0	0	0	0	0	0	0	0
Asian/Pacific Islander:	0	0	0	0	0	0	0	0
Hispanic:	0	0	0	0	0	0	0	0
Total:	0	0	0	0	0	0	0	0



U.S. Department of Housing and Urban Development
Office of Community Planning and Development
Integrated Disbursement and Information System
CDBG Activity Summary Report (GPR) for Program Year 2020
MORRIS COUNTY

Date: 10-Sep-2021
Time: 14:15
Page: 33

Female-headed Households: 0 0 0

Income Category:

	Owner	Renter	Total	Person
Extremely Low	0	0	0	0
Low Mod	0	0	0	0
Moderate	0	0	0	0
Non Low Moderate	0	0	0	0
Total	0	0	0	0

Percent Low/Mod

Annual Accomplishments

Years	Accomplishment Narrative	# Benefitting
2020		



U.S. Department of Housing and Urban Development
Office of Community Planning and Development
Integrated Disbursement and Information System
CDBG Activity Summary Report (GPR) for Program Year 2020
MORRIS COUNTY

Date: 10-Sep-2021
Time: 14:15
Page: 34

PGM Year:	2019					
Project:	0008 - Borough of Mendham Senior Center					
IDIS Activity:	1419 - Mendham Borough-Garabrant /Senior Center					
Status:	Open	Objective:	Create suitable living environments			
Location:	4 Wilson St Mendham, NJ 07945-1404	Outcome:	Availability/accessibility			
		Matrix Code:	Senior Centers (03A)		National Objective:	LMC

Activity to prevent, prepare for, and respond to Coronavirus: No

Initial Funding Date: 11/18/2020

Description:

The installation of a new HVAC system including safety railings around units and smoke detector wtest station.

Financing

	Fund Type	Grant Year	Grant	Funded Amount	Drawn In Program Year	Drawn Thru Program Year
CDBG	EN	2019	B19UC340105	\$51,940.00	\$0.00	\$0.00
Total	Total			\$51,940.00	\$0.00	\$0.00

Proposed Accomplishments

Public Facilities : 1,100

Actual Accomplishments

Number assisted:

	Owner		Renter		Total		Person	
	Total	Hispanic	Total	Hispanic	Total	Hispanic	Total	Hispanic
White:	0	0	0	0	0	0		0
Black/African American:	0	0	0	0	0	0	0	0
Asian:	0	0	0	0	0	0	0	0
American Indian/Alaskan Native:	0	0	0	0	0	0	0	0
Native Hawaiian/Other Pacific Islander:	0	0	0	0	0	0	0	0
American Indian/Alaskan Native & White:	0	0	0	0	0	0	0	0
Asian White:	0	0	0	0	0	0	0	0
Black/African American & White:	0	0	0	0	0	0	0	0
American Indian/Alaskan Native & Black/African American:	0	0	0	0	0	0	0	0
Other multi-racial:	0	0	0	0	0	0	0	0
Asian/Pacific Islander:	0	0	0	0	0	0	0	0
Hispanic:	0	0	0	0	0	0	0	0
Total:	0	0	0	0	0	0	0	0



U.S. Department of Housing and Urban Development
Office of Community Planning and Development
Integrated Disbursement and Information System
CDBG Activity Summary Report (GPR) for Program Year 2020
MORRIS COUNTY

Date: 10-Sep-2021

Time: 14:15

Page: 35

Female-headed Households:

0

0

0

Income Category:

	Owner	Renter	Total	Person
Extremely Low	0	0	0	0
Low Mod	0	0	0	0
Moderate	0	0	0	0
Non Low Moderate	0	0	0	0
Total	0	0	0	0

Percent Low/Mod

Annual Accomplishments

No data returned for this view. This might be because the applied filter excludes all data.



U.S. Department of Housing and Urban Development
Office of Community Planning and Development
Integrated Disbursement and Information System
CDBG Activity Summary Report (GPR) for Program Year 2020
MORRIS COUNTY

Date: 10-Sep-2021
Time: 14:15
Page: 36

PGM Year:	2019		
Project:	0011 - Twp of Pequannock - Senior Center		
IDIS Activity:	1420 - Pequannock-Senior Center Upgrades		
Status:	Completed 6/28/2021 12:00:00 AM	Objective:	Create suitable living environments
Location:	530 Newark Pompton Tpke Pompton Plains, NJ 07444-1744	Outcome:	Availability/accessibility
		Matrix Code:	Senior Centers (03A)
			National Objective: LMC

Activity to prevent, prepare for, and respond to Coronavirus: No

Initial Funding Date: 11/18/2020

Description:

Replacement of 13 exterior windows at the Senior Center.

Financing

	Fund Type	Grant Year	Grant	Funded Amount	Drawn In Program Year	Drawn Thru Program Year
CDBG	EN	2019	B19UC340105	\$16,000.00	\$16,000.00	\$16,000.00
Total	Total			\$16,000.00	\$16,000.00	\$16,000.00

Proposed Accomplishments

Public Facilities : 200

Actual Accomplishments

Number assisted:

	Owner		Renter		Total		Person	
	Total	Hispanic	Total	Hispanic	Total	Hispanic	Total	Hispanic
White:	0	0	0	0	0	0	16	0
Black/African American:	0	0	0	0	0	0	0	0
Asian:	0	0	0	0	0	0	0	0
American Indian/Alaskan Native:	0	0	0	0	0	0	0	0
Native Hawaiian/Other Pacific Islander:	0	0	0	0	0	0	0	0
American Indian/Alaskan Native & White:	0	0	0	0	0	0	0	0
Asian White:	0	0	0	0	0	0	0	0
Black/African American & White:	0	0	0	0	0	0	0	0
American Indian/Alaskan Native & Black/African American:	0	0	0	0	0	0	0	0
Other multi-racial:	0	0	0	0	0	0	0	0
Asian/Pacific Islander:	0	0	0	0	0	0	0	0
Hispanic:	0	0	0	0	0	0	0	0
Total:	0	0	0	0	0	0	16	0



U.S. Department of Housing and Urban Development
Office of Community Planning and Development
Integrated Disbursement and Information System
CDBG Activity Summary Report (GPR) for Program Year 2020
MORRIS COUNTY

Date: 10-Sep-2021
Time: 14:15
Page: 37

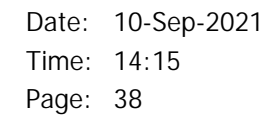
Female-headed Households: 0 0 0

Income Category:

	Owner	Renter	Total	Person
Extremely Low	0	0	0	0
Low Mod	0	0	0	0
Moderate	0	0	0	16
Non Low Moderate	0	0	0	0
Total	0	0	0	16
Percent Low/Mod				100.0%

Annual Accomplishments

Years	Accomplishment Narrative	# Benefitting
2020	Project was completed but since the Senior Center has been closed, we cannot get beneficiaries until it reopens.	



Page: 38 of 136



U.S. Department of Housing and Urban Development
Office of Community Planning and Development
Integrated Disbursement and Information System
CDBG Activity Summary Report (GPR) for Program Year 2020
MORRIS COUNTY

Date: 10-Sep-2021

Time: 14:15

Page: 39

Female-headed Households: 0 0 0

Income Category:

	Owner	Renter	Total	Person
Extremely Low	0	0	0	0
Low Mod	0	0	0	0
Moderate	0	0	0	0
Non Low Moderate	0	0	0	0
Total	0	0	0	0

Percent Low/Mod

Annual Accomplishments

No data returned for this view. This might be because the applied filter excludes all data.



U.S. Department of Housing and Urban Development
Office of Community Planning and Development
Integrated Disbursement and Information System
CDBG Activity Summary Report (GPR) for Program Year 2020
MORRIS COUNTY

Date: 10-Sep-2021
Time: 14:15
Page: 40

PGM Year:	2019				
Project:	0027 - AVVID Community Services				
IDIS Activity:	1424 - Avidd Community Services-Group Home Generators				
Status:	Open	Objective:	Create suitable living environments		
Location:	39A Old Turnpike Rd 39A Old Turnpike Port Murray, NJ 07865-3213	Outcome:	Availability/accessibility		
		Matrix Code:	Facility for Persons with Disabilities (03B)	National Objective:	LMC

Activity to prevent, prepare for, and respond to Coronavirus: No

Initial Funding Date: 11/18/2020

Description:

Installation of emergency generators at (2) Group Homes

Financing

	Fund Type	Grant Year	Grant	Funded Amount	Drawn In Program Year	Drawn Thru Program Year
CDBG	EN	2019	B19UC340105	\$23,000.00	\$0.00	\$0.00
Total	Total			\$23,000.00	\$0.00	\$0.00

Proposed Accomplishments

Public Facilities : 8

Actual Accomplishments

Number assisted:

	Owner		Renter		Total		Person	
	Total	Hispanic	Total	Hispanic	Total	Hispanic	Total	Hispanic
White:	0	0	0	0	0	0		0
Black/African American:	0	0	0	0	0	0	0	0
Asian:	0	0	0	0	0	0	0	0
American Indian/Alaskan Native:	0	0	0	0	0	0	0	0
Native Hawaiian/Other Pacific Islander:	0	0	0	0	0	0	0	0
American Indian/Alaskan Native & White:	0	0	0	0	0	0	0	0
Asian White:	0	0	0	0	0	0	0	0
Black/African American & White:	0	0	0	0	0	0	0	0
American Indian/Alaskan Native & Black/African American:	0	0	0	0	0	0	0	0
Other multi-racial:	0	0	0	0	0	0	0	0
Asian/Pacific Islander:	0	0	0	0	0	0	0	0
Hispanic:	0	0	0	0	0	0	0	0
Total:	0	0	0	0	0	0	0	0



U.S. Department of Housing and Urban Development
Office of Community Planning and Development
Integrated Disbursement and Information System
CDBG Activity Summary Report (GPR) for Program Year 2020
MORRIS COUNTY

Date: 10-Sep-2021

Time: 14:15

Page: 41

Female-headed Households: 0 0 0

Income Category:

	Owner	Renter	Total	Person
Extremely Low	0	0	0	0
Low Mod	0	0	0	0
Moderate	0	0	0	0
Non Low Moderate	0	0	0	0
Total	0	0	0	0

Percent Low/Mod

Annual Accomplishments

No data returned for this view. This might be because the applied filter excludes all data.



U.S. Department of Housing and Urban Development
Office of Community Planning and Development
Integrated Disbursement and Information System
CDBG Activity Summary Report (GPR) for Program Year 2020
MORRIS COUNTY

Date: 10-Sep-2021
Time: 14:15
Page: 42

PGM Year:	2019						
Project:	0028 - Our House - Emmans Group Home						
IDIS Activity:	1425 - Our House-Group Home Upgrades-Generators						
Status:	Completed 5/13/2021 12:00:00 AM	Objective:	Create suitable living environments				
Location:	319 Emmans Rd Roxbury Township, NJ 07836-9057	Outcome:	Availability/accessibility				
		Matrix Code:	Facility for Persons with Disabilities (03B)			National Objective:	LMC

Activity to prevent, prepare for, and respond to Coronavirus: No

Initial Funding Date: 08/25/2020

Description:

Installation of an emergency generator, electrical subpanels and monitoring equipment at a group home for severely disabled adults.

Financing

	Fund Type	Grant Year	Grant	Funded Amount	Drawn In Program Year	Drawn Thru Program Year
CDBG	EN	2019	B19UC340105	\$61,711.00	\$61,711.00	\$61,711.00
Total	Total			\$61,711.00	\$61,711.00	\$61,711.00

Proposed Accomplishments

Public Facilities : 4

Actual Accomplishments

Number assisted:

	Owner		Renter		Total		Person	
	Total	Hispanic	Total	Hispanic	Total	Hispanic	Total	Hispanic
White:	0	0	0	0	0	0	3	0
Black/African American:	0	0	0	0	0	0	0	0
Asian:	0	0	0	0	0	0	0	0
American Indian/Alaskan Native:	0	0	0	0	0	0	0	0
Native Hawaiian/Other Pacific Islander:	0	0	0	0	0	0	0	0
American Indian/Alaskan Native & White:	0	0	0	0	0	0	0	0
Asian White:	0	0	0	0	0	0	0	0
Black/African American & White:	0	0	0	0	0	0	1	0
American Indian/Alaskan Native & Black/African American:	0	0	0	0	0	0	0	0
Other multi-racial:	0	0	0	0	0	0	0	0
Asian/Pacific Islander:	0	0	0	0	0	0	0	0
Hispanic:	0	0	0	0	0	0	0	0
Total:	0	0	0	0	0	0	4	0



U.S. Department of Housing and Urban Development
Office of Community Planning and Development
Integrated Disbursement and Information System
CDBG Activity Summary Report (GPR) for Program Year 2020
MORRIS COUNTY

Date: 10-Sep-2021
Time: 14:15
Page: 43

Female-headed Households:

0 0 0

Income Category:

	Owner	Renter	Total	Person
Extremely Low	0	0	0	4
Low Mod	0	0	0	0
Moderate	0	0	0	0
Non Low Moderate	0	0	0	0
Total	0	0	0	4
Percent Low/Mod				100.0%

Annual Accomplishments

Years	Accomplishment Narrative	# Benefitting
2020	All accomplishments are recorded in PY 2020	



U.S. Department of Housing and Urban Development
Office of Community Planning and Development
Integrated Disbursement and Information System
CDBG Activity Summary Report (GPR) for Program Year 2020
MORRIS COUNTY

Date: 10-Sep-2021
Time: 14:15
Page: 44

PGM Year:	2019				
Project:	0007 - Morris County Housing Authority Playground improvements				
IDIS Activity:	1426 - MC Housing Authority-Playground Improvements				
Status:	Open	Objective:	Create suitable living environments		
Location:	39 Green Pond Rd 166 Franklin Ave 8 Bennett Avenue Rockaway, NJ 07866-2034	Outcome:	Availability/accessibility		
		Matrix Code:	Parks, Recreational Facilities (03F)	National Objective:	LMC

Activity to prevent, prepare for, and respond to Coronavirus: No

Initial Funding Date: 11/18/2020

Description:

Upgrades to playground equipment and installation of a rubberized surface at(2) Housing Authority locations.

Financing

	Fund Type	Grant Year	Grant	Funded Amount	Drawn In Program Year	Drawn Thru Program Year
CDBG	EN	2019	B19UC340105	\$80,000.00	\$72,000.00	\$72,000.00
Total	Total			\$80,000.00	\$72,000.00	\$72,000.00

Proposed Accomplishments

Public Facilities : 72

Actual Accomplishments

Number assisted:

	Owner		Renter		Total		Person	
	Total	Hispanic	Total	Hispanic	Total	Hispanic	Total	Hispanic
White:	0	0	0	0	0	0		0
Black/African American:	0	0	0	0	0	0	0	0
Asian:	0	0	0	0	0	0	0	0
American Indian/Alaskan Native:	0	0	0	0	0	0	0	0
Native Hawaiian/Other Pacific Islander:	0	0	0	0	0	0	0	0
American Indian/Alaskan Native & White:	0	0	0	0	0	0	0	0
Asian White:	0	0	0	0	0	0	0	0
Black/African American & White:	0	0	0	0	0	0	0	0
American Indian/Alaskan Native & Black/African American:	0	0	0	0	0	0	0	0
Other multi-racial:	0	0	0	0	0	0	0	0
Asian/Pacific Islander:	0	0	0	0	0	0	0	0
Hispanic:	0	0	0	0	0	0	0	0
Total:	0	0	0	0	0	0	0	0



U.S. Department of Housing and Urban Development
Office of Community Planning and Development
Integrated Disbursement and Information System
CDBG Activity Summary Report (GPR) for Program Year 2020
MORRIS COUNTY

Date: 10-Sep-2021
Time: 14:15
Page: 45

Female-headed Households:

0 0 0

Income Category:

	Owner	Renter	Total	Person
Extremely Low	0	0	0	0
Low Mod	0	0	0	0
Moderate	0	0	0	0
Non Low Moderate	0	0	0	0
Total	0	0	0	0

Percent Low/Mod

Annual Accomplishments

Years	Accomplishment Narrative	# Benefitting
2020	Project was put out to bid November 2020. Work is underway and expected to be completed Fall 2021	



U.S. Department of Housing and Urban Development
Office of Community Planning and Development
Integrated Disbursement and Information System
CDBG Activity Summary Report (GPR) for Program Year 2020
MORRIS COUNTY

Date: 10-Sep-2021
Time: 14:15
Page: 46

PGM Year: 2019
Project: 0005 - Town of Boonton - Kanouse Park
IDIS Activity: 1427 - Boonton-Kanouse Park Playground
Status: Open
Location: 174 Kanouse St Boonton, NJ 07005-2216
Objective: Create suitable living environments
Outcome: Availability/accessibility
Matrix Code: Parks, Recreational Facilities (03F)
National Objective: LMA

Activity to prevent, prepare for, and respond to Coronavirus: No

Initial Funding Date: 11/18/2020

Description:

Upgrade of playground equipment and rubberized safety surface.
This playground will be a town wide benefit due to the equipment is specialized for accessibility for 2-5 year old special needs children with autism and/or sensory processing disorder.

Financing

	Fund Type	Grant Year	Grant	Funded Amount	Drawn In Program Year	Drawn Thru Program Year
CDBG	EN	2019	B19UC340105	\$80,000.00	\$0.00	\$0.00
Total	Total			\$80,000.00	\$0.00	\$0.00

Proposed Accomplishments

Public Facilities : 2,670
Total Population in Service Area: 8,275
Census Tract Percent Low / Mod: 29.67

Annual Accomplishments

Years	Accomplishment Narrative	# Benefitting
2020	Project was bid and has to be rebid for lack of bidders.	



U.S. Department of Housing and Urban Development
Office of Community Planning and Development
Integrated Disbursement and Information System
CDBG Activity Summary Report (GPR) for Program Year 2020
MORRIS COUNTY

Date: 10-Sep-2021
Time: 14:15
Page: 47

PGM Year:	2019				
Project:	0010 - Morristown Tennis Courts				
IDIS Activity:	1428 - Morristown-Gramby Park Upgrades				
Status:	Open	Objective:	Create suitable living environments		
Location:	25 George St Morristown, NJ 07960-4007	Outcome:	Availability/accessibility		
		Matrix Code:	Parks, Recreational Facilities (03F)	National Objective:	LMA

Activity to prevent, prepare for, and respond to Coronavirus: No

Initial Funding Date: 11/18/2020

Description:

Upgrades to Gramby Park to include clearinggrading of tennis court surface, asphalt surface, chain link fencing, concrete sidewalk, curbing, re-seeding, fertilization and seeding.

Financing

	Fund Type	Grant Year	Grant	Funded Amount	Drawn In Program Year	Drawn Thru Program Year
CDBG	EN	2019	B19UC340105	\$80,000.00	\$0.00	\$0.00
Total	Total			\$80,000.00	\$0.00	\$0.00

Proposed Accomplishments

Public Facilities : 2,790

Total Population in Service Area: 8,825

Census Tract Percent Low / Mod: 48.95

Annual Accomplishments

Years	Accomplishment Narrative	# Benefitting
2020	Project was bid and awarded to AA Berms LLC	



U.S. Department of Housing and Urban Development
Office of Community Planning and Development
Integrated Disbursement and Information System
CDBG Activity Summary Report (GPR) for Program Year 2020
MORRIS COUNTY

Date: 10-Sep-2021
Time: 14:15
Page: 48

PGM Year: 2019
Project: 0013 - Victory Gardens - Firehouse parking lot
IDIS Activity: 1429 - Victory Gardens-Improvements to Firehouse Parking Lot

Status: Completed 4/14/2021 12:00:00 AM
Location: 401 Washington Ave Victory Gardens, NJ 07801-5549
Objective: Create suitable living environments
Outcome: Availability/accessibility
Matrix Code: Fire Station/Equipment (03O)

National Objective: LMA

Activity to prevent, prepare for, and respond to Coronavirus: No

Initial Funding Date: 11/18/2020

Description:

Remove & replace cracked, uneven sidewalk, replace curbing, inlet repair, and replace pavement, striping & Ada signage

Financing

	Fund Type	Grant Year	Grant	Funded Amount	Drawn In Program Year	Drawn Thru Program Year
CDBG	EN	2019	B19UC340105	\$66,200.00	\$66,200.00	\$66,200.00
Total	Total			\$66,200.00	\$66,200.00	\$66,200.00

Proposed Accomplishments

Public Facilities : 1,516

Total Population in Service Area: 1,595

Census Tract Percent Low / Mod: 72.10

Annual Accomplishments

Years	Accomplishment Narrative	# Benefitting
2019	All accomplishments will be recorded in PY 2020.	
2020	Project has been completed. Vast improvement in the new condition of the parking lot.	



U.S. Department of Housing and Urban Development
Office of Community Planning and Development
Integrated Disbursement and Information System
CDBG Activity Summary Report (GPR) for Program Year 2020
MORRIS COUNTY

Date: 10-Sep-2021
Time: 14:15
Page: 49

PGM Year:	2019				
Project:	0014 - Zufall Health Center				
IDIS Activity:	1430 - Zufall Health Center-Renovation Interior Increase Office Space				
Status:	Open		Objective:	Create suitable living environments	
Location:	85 Washington St Morristown, NJ 07960-6816		Outcome:	Availability/accessibility	
			Matrix Code:	Health Facilities (03P)	
				National Objective: LMC	

Activity to prevent, prepare for, and respond to Coronavirus: No

Initial Funding Date: 11/18/2020

Description:

Refurbishment of existing space to add new office space to increase availability of case management and servicing clients.

Financing

	Fund Type	Grant Year	Grant	Funded Amount	Drawn In Program Year	Drawn Thru Program Year
CDBG	EN	2019	B19UC340105	\$57,268.00	\$30,000.00	\$30,000.00
Total	Total			\$57,268.00	\$30,000.00	\$30,000.00

Proposed Accomplishments

Public Facilities : 36,000

Actual Accomplishments

Number assisted:

	Owner		Renter		Total		Person	
	Total	Hispanic	Total	Hispanic	Total	Hispanic	Total	Hispanic
White:	0	0	0	0	0	0		0
Black/African American:	0	0	0	0	0	0	0	0
Asian:	0	0	0	0	0	0	0	0
American Indian/Alaskan Native:	0	0	0	0	0	0	0	0
Native Hawaiian/Other Pacific Islander:	0	0	0	0	0	0	0	0
American Indian/Alaskan Native & White:	0	0	0	0	0	0	0	0
Asian White:	0	0	0	0	0	0	0	0
Black/African American & White:	0	0	0	0	0	0	0	0
American Indian/Alaskan Native & Black/African American:	0	0	0	0	0	0	0	0
Other multi-racial:	0	0	0	0	0	0	0	0
Asian/Pacific Islander:	0	0	0	0	0	0	0	0
Hispanic:	0	0	0	0	0	0	0	0
Total:	0	0	0	0	0	0	0	0



U.S. Department of Housing and Urban Development
Office of Community Planning and Development
Integrated Disbursement and Information System
CDBG Activity Summary Report (GPR) for Program Year 2020
MORRIS COUNTY

Date: 10-Sep-2021

Time: 14:15

Page: 50

Female-headed Households: 0 0 0

Income Category:

	Owner	Renter	Total	Person
Extremely Low	0	0	0	0
Low Mod	0	0	0	0
Moderate	0	0	0	0
Non Low Moderate	0	0	0	0
Total	0	0	0	0

Percent Low/Mod

Annual Accomplishments

Years	Accomplishment Narrative	# Benefitting
2020	Project was completed April 2021.	



U.S. Department of Housing and Urban Development
Office of Community Planning and Development
Integrated Disbursement and Information System
CDBG Activity Summary Report (GPR) for Program Year 2020
MORRIS COUNTY

Date: 10-Sep-2021
Time: 14:15
Page: 51

PGM Year: 2019
Project: 0003 - Rockaway Borough - Sanitary sewer
IDIS Activity: 1431 - Boro of Rockaway-Sewer Rehabilitation

Status: Completed 5/14/2021 12:00:00 AM
Location: 125 E Flagge St Rockaway, NJ 07866-3609

Objective: Create suitable living environments
Outcome: Availability/accessibility
Matrix Code: Water/Sewer Improvements (03J)

National Objective: LMA

Activity to prevent, prepare for, and respond to Coronavirus: No

Initial Funding Date: 11/18/2020

Description:

The lining of approx.
1,210LF of existing 8" sanitary sewer lines and replacement of applicable manholes.

Financing

	Fund Type	Grant Year	Grant	Funded Amount	Drawn In Program Year	Drawn Thru Program Year
CDBG	EN	2019	B19UC340105	\$80,000.00	\$80,000.00	\$80,000.00
Total	Total			\$80,000.00	\$80,000.00	\$80,000.00

Proposed Accomplishments

People (General) : 3,345
Total Population in Service Area: 3,150
Census Tract Percent Low / Mod: 45.40

Annual Accomplishments

Years	Accomplishment Narrative	# Benefitting
2020	This project greatly aided the area of service for the homeowners.	



U.S. Department of Housing and Urban Development
Office of Community Planning and Development
Integrated Disbursement and Information System
CDBG Activity Summary Report (GPR) for Program Year 2020
MORRIS COUNTY

Date: 10-Sep-2021
Time: 14:15
Page: 52

PGM Year:	2019				
Project:	0002 - Borough of Madison - Watermain				
IDIS Activity:	1432 - Madison-Highland Water Main Replacement				
Status:	Completed 6/3/2021 12:00:00 AM	Objective:	Create suitable living environments		
Location:	Highland Avenue Madison, NJ 07940	Outcome:	Availability/accessibility		
		Matrix Code:	Water/Sewer Improvements (03J)	National Objective:	LMA

Activity to prevent, prepare for, and respond to Coronavirus: No

Initial Funding Date: 07/16/2020

Description:

replacement of 4" water main and tie into 10" water main.

Financing

	Fund Type	Grant Year	Grant	Funded Amount	Drawn In Program Year	Drawn Thru Program Year
CDBG	EN	2019	B19UC340105	\$80,000.00	\$80,000.00	\$80,000.00
Total	Total			\$80,000.00	\$80,000.00	\$80,000.00

Proposed Accomplishments

People (General) : 1,215

Total Population in Service Area: 1,270

Census Tract Percent Low / Mod: 42.13

Annual Accomplishments

Years	Accomplishment Narrative	# Benefitting
2020	Project completed. This has increased service to the immediate area and greatly benefitted those homeowners	



U.S. Department of Housing and Urban Development
Office of Community Planning and Development
Integrated Disbursement and Information System
CDBG Activity Summary Report (GPR) for Program Year 2020
MORRIS COUNTY

Date: 10-Sep-2021
Time: 14:15
Page: 53

PGM Year:	2019		
Project:	0001 - Borough of Butler Watermain		
IDIS Activity:	1433 - Butler-Water Main Replacement		
Status:	Completed 4/14/2021 12:00:00 AM	Objective:	Create suitable living environments
Location:	36 N Western Ave Butler, NJ 07405-1608	Outcome:	Availability/accessibility
		Matrix Code:	Street Improvements (03K)
		National Objective:	LMA

Activity to prevent, prepare for, and respond to Coronavirus: No

Initial Funding Date: 11/18/2020

Description:

Replacement of Water Main 750LF, gate valve, wet tap, fire hydrant, and repavement.

Financing

	Fund Type	Grant Year	Grant	Funded Amount	Drawn In Program Year	Drawn Thru Program Year
CDBG	EN	2019	B19UC340105	\$80,000.00	\$80,000.00	\$80,000.00
Total	Total			\$80,000.00	\$80,000.00	\$80,000.00

Proposed Accomplishments

People (General) : 1,310

Total Population in Service Area: 1,435

Census Tract Percent Low / Mod: 51.92

Annual Accomplishments

Years	Accomplishment Narrative	# Benefitting
2020	A 2019 project, the accomplishments will be recorded in PY2020	



U.S. Department of Housing and Urban Development
Office of Community Planning and Development
Integrated Disbursement and Information System
CDBG Activity Summary Report (GPR) for Program Year 2020
MORRIS COUNTY

Date: 10-Sep-2021
Time: 14:15
Page: 54

PGM Year:	2019		
Project:	0004 - Roxbury Twp - Kings Highway improvements		
IDIS Activity:	1434 - Roxbury-Resurfacing Project		
Status:	Completed 4/14/2021 12:00:00 AM	Objective:	Provide decent affordable housing
Location:	111 Kings Hwy Landing, NJ 07850-1057	Outcome:	Affordability
		Matrix Code:	Street Improvements (03K)
		National Objective:	LMA

Activity to prevent, prepare for, and respond to Coronavirus: No

Initial Funding Date: 11/18/2020

Description:

Milling, and paving surface course along Kings Hwy with asphalt base.

Financing

	Fund Type	Grant Year	Grant	Funded Amount	Drawn In Program Year	Drawn Thru Program Year
CDBG	EN	2019	B19UC340105	\$80,000.00	\$80,000.00	\$80,000.00
Total	Total			\$80,000.00	\$80,000.00	\$80,000.00

Proposed Accomplishments

People (General) : 1,035

Total Population in Service Area: 1,035

Census Tract Percent Low / Mod: 35.27

Annual Accomplishments

Years	Accomplishment Narrative	# Benefitting
2019	All accomplishments will be recorded in PY 2020.	
2020	Project complete. Greatly improved the roadway and accessibility.	



U.S. Department of Housing and Urban Development
Office of Community Planning and Development
Integrated Disbursement and Information System
CDBG Activity Summary Report (GPR) for Program Year 2020
MORRIS COUNTY

Date: 10-Sep-2021
Time: 14:15
Page: 55

PGM Year:	2019		
Project:	0015 - Wharton - Senior Buss		
IDIS Activity:	1435 - Wharton-Senior Bus		
Status:	Completed 3/1/2021 12:00:00 AM	Objective:	Create suitable living environments
Location:	10 Robert St Wharton, NJ 07885-1949	Outcome:	Availability/accessibility
		Matrix Code:	Senior Services (05A)
		National Objective:	LMC

Activity to prevent, prepare for, and respond to Coronavirus: No

Initial Funding Date: 08/31/2020

Description:
Purchase of bus to provide low income age restricted seniors on fixed income taken to medical appointments, social services, hospital & doctor visits and shopping.

Financing

	Fund Type	Grant Year	Grant	Funded Amount	Drawn In Program Year	Drawn Thru Program Year
CDBG	EN	2019	B19UC340105	\$44,000.00	\$44,000.00	\$44,000.00
Total	Total			\$44,000.00	\$44,000.00	\$44,000.00

Proposed Accomplishments

People (General) : 200

Actual Accomplishments

Number assisted:

	Owner		Renter		Total		Person	
	Total	Hispanic	Total	Hispanic	Total	Hispanic	Total	Hispanic
White:	0	0	0	0	0	0	9	0
Black/African American:	0	0	0	0	0	0	2	0
Asian:	0	0	0	0	0	0	0	0
American Indian/Alaskan Native:	0	0	0	0	0	0	0	0
Native Hawaiian/Other Pacific Islander:	0	0	0	0	0	0	0	0
American Indian/Alaskan Native & White:	0	0	0	0	0	0	0	0
Asian White:	0	0	0	0	0	0	0	0
Black/African American & White:	0	0	0	0	0	0	0	0
American Indian/Alaskan Native & Black/African American:	0	0	0	0	0	0	0	0
Other multi-racial:	0	0	0	0	0	0	0	0
Asian/Pacific Islander:	0	0	0	0	0	0	0	0
Hispanic:	0	0	0	0	0	0	0	0
Total:	0	0	0	0	0	0	11	0



U.S. Department of Housing and Urban Development
Office of Community Planning and Development
Integrated Disbursement and Information System
CDBG Activity Summary Report (GPR) for Program Year 2020
MORRIS COUNTY

Date: 10-Sep-2021
Time: 14:15
Page: 56

Female-headed Households:

0 0 0

Income Category:

	Owner	Renter	Total	Person
Extremely Low	0	0	0	4
Low Mod	0	0	0	7
Moderate	0	0	0	0
Non Low Moderate	0	0	0	0
Total	0	0	0	11
Percent Low/Mod				100.0%

Annual Accomplishments

Years	Accomplishment Narrative	# Benefitting
2019	all accomplishments are stated in PY 2020.	
2020	The Senior bus has been a much needed positive for the senior community. Helping them get to various essential appointments, shopping and transportation necessary tasks.	



U.S. Department of Housing and Urban Development
Office of Community Planning and Development
Integrated Disbursement and Information System
CDBG Activity Summary Report (GPR) for Program Year 2020
MORRIS COUNTY

Date: 10-Sep-2021
Time: 14:15
Page: 57

PGM Year:	2019		
Project:	0016 - Jersey Battered Women		
IDIS Activity:	1436 - JBWS-Children's Program		
Status:	Completed 5/14/2021 12:00:00 AM	Objective:	Create suitable living environments
Location:	Address Suppressed	Outcome:	Availability/accessibility
		Matrix Code:	Services for victims of domestic violence, dating violence, sexual assault or stalking (05G)
		National Objective:	LMC

Activity to prevent, prepare for, and respond to Coronavirus: No

Initial Funding Date: 08/31/2020

Description:

To provide services for children who have witnessed domestic violence in their home, offering children the information & support they need.

Financing

	Fund Type	Grant Year	Grant	Funded Amount	Drawn In Program Year	Drawn Thru Program Year
CDBG	EN	2019	B19UC340105	\$20,000.00	\$20,000.00	\$20,000.00
Total	Total			\$20,000.00	\$20,000.00	\$20,000.00

Proposed Accomplishments

People (General) : 12

Actual Accomplishments

Number assisted:

	Owner		Renter		Total		Person	
	Total	Hispanic	Total	Hispanic	Total	Hispanic	Total	Hispanic
White:	0	0	0	0	0	0	0	0
Black/African American:	0	0	0	0	0	0	4	0
Asian:	0	0	0	0	0	0	0	0
American Indian/Alaskan Native:	0	0	0	0	0	0	0	0
Native Hawaiian/Other Pacific Islander:	0	0	0	0	0	0	0	0
American Indian/Alaskan Native & White:	0	0	0	0	0	0	0	0
Asian White:	0	0	0	0	0	0	0	0
Black/African American & White:	0	0	0	0	0	0	0	0
American Indian/Alaskan Native & Black/African American:	0	0	0	0	0	0	0	0
Other multi-racial:	0	0	0	0	0	0	0	0
Asian/Pacific Islander:	0	0	0	0	0	0	0	0
Hispanic:	0	0	0	0	0	0	0	0
Total:	0	0	0	0	0	0	4	0



U.S. Department of Housing and Urban Development
Office of Community Planning and Development
Integrated Disbursement and Information System
CDBG Activity Summary Report (GPR) for Program Year 2020
MORRIS COUNTY

Date: 10-Sep-2021
Time: 14:15
Page: 58

Female-headed Households: 0 0 0

Income Category:

	Owner	Renter	Total	Person
Extremely Low	0	0	0	4
Low Mod	0	0	0	0
Moderate	0	0	0	0
Non Low Moderate	0	0	0	0
Total	0	0	0	4
Percent Low/Mod				100.0%

Annual Accomplishments

Years	Accomplishment Narrative	# Benefitting
2020	This is a tremendous program for children of abused spouses. 4 children/households have been served.	



U.S. Department of Housing and Urban Development
Office of Community Planning and Development
Integrated Disbursement and Information System
CDBG Activity Summary Report (GPR) for Program Year 2020
MORRIS COUNTY

Date: 10-Sep-2021
Time: 14:15
Page: 59

PGM Year:	2019				
Project:	0019 - Homeless Solutions child care				
IDIS Activity:	1437 - Homeless Solutions-School Age Scholarships				
Status:	Open	Objective:	Create suitable living environments		
Location:	3 Wing Dr Cedar Knolls, NJ 07927-1010	Outcome:	Availability/accessibility		
		Matrix Code:	Child Care Services (05L)	National Objective:	LMC

Activity to prevent, prepare for, and respond to Coronavirus: No

Initial Funding Date: 07/02/2020

Description:

Provide child care services(before & after school programs) scholarships for children that are in Family and Transitional Housing programs.

Financing

	Fund Type	Grant Year	Grant	Funded Amount	Drawn In Program Year	Drawn Thru Program Year
CDBG	EN	2019	B19UC340105	\$40,000.00	\$20,000.00	\$20,000.00
Total	Total			\$40,000.00	\$20,000.00	\$20,000.00

Proposed Accomplishments

People (General) : 62

Actual Accomplishments

Number assisted:

	Owner		Renter		Total		Person	
	Total	Hispanic	Total	Hispanic	Total	Hispanic	Total	Hispanic
White:	0	0	0	0	0	0	12	6
Black/African American:	0	0	0	0	0	0	9	3
Asian:	0	0	0	0	0	0	0	0
American Indian/Alaskan Native:	0	0	0	0	0	0	2	0
Native Hawaiian/Other Pacific Islander:	0	0	0	0	0	0	2	2
American Indian/Alaskan Native & White:	0	0	0	0	0	0	0	0
Asian White:	0	0	0	0	0	0	0	0
Black/African American & White:	0	0	0	0	0	0	8	2
American Indian/Alaskan Native & Black/African American:	0	0	0	0	0	0	0	0
Other multi-racial:	0	0	0	0	0	0	0	0
Asian/Pacific Islander:	0	0	0	0	0	0	0	0
Hispanic:	0	0	0	0	0	0	0	0
Total:	0	0	0	0	0	0	33	13



U.S. Department of Housing and Urban Development
Office of Community Planning and Development
Integrated Disbursement and Information System
CDBG Activity Summary Report (GPR) for Program Year 2020
MORRIS COUNTY

Date: 10-Sep-2021
Time: 14:15
Page: 60

Female-headed Households:

0 0 0

Income Category:

	Owner	Renter	Total	Person
Extremely Low	0	0	0	31
Low Mod	0	0	0	2
Moderate	0	0	0	0
Non Low Moderate	0	0	0	0
Total	0	0	0	33
Percent Low/Mod				100.0%

Annual Accomplishments

Years	Accomplishment Narrative	# Benefitting
2019	33 persons assisted	
2020	HSI served 12 children in 2020. Due to covid the school-age scholarship program served fewer children.	



U.S. Department of Housing and Urban Development
Office of Community Planning and Development
Integrated Disbursement and Information System
CDBG Activity Summary Report (GPR) for Program Year 2020
MORRIS COUNTY

Date: 10-Sep-2021
Time: 14:15
Page: 61

PGM Year:	2019				
Project:	0020 - Morristown Neighborhood House - childcare				
IDIS Activity:	1438 - Morristown Neighborhood House-School Age Scholarships				
Status:	Completed 10/14/2020 12:00:00 AM	Objective:	Create suitable living environments		
Location:	12 Flagler St Morristown, NJ 07960-3913	Outcome:	Availability/accessibility		
		Matrix Code:	Child Care Services (05L)	National Objective:	LMC

Activity to prevent, prepare for, and respond to Coronavirus: No

Initial Funding Date: 08/07/2020

Description:

Provides Before and After School programs for children of low income families from kindergarten to middle school ages.

Financing

	Fund Type	Grant Year	Grant	Funded Amount	Drawn In Program Year	Drawn Thru Program Year
CDBG	EN	2019	B19UC340105	\$40,000.00	\$40,000.00	\$40,000.00
Total	Total			\$40,000.00	\$40,000.00	\$40,000.00

Proposed Accomplishments

People (General) : 200

Actual Accomplishments

Number assisted:

	Owner		Renter		Total		Person	
	Total	Hispanic	Total	Hispanic	Total	Hispanic	Total	Hispanic
White:	0	0	0	0	0	0	38	37
Black/African American:	0	0	0	0	0	0	4	0
Asian:	0	0	0	0	0	0	0	0
American Indian/Alaskan Native:	0	0	0	0	0	0	0	0
Native Hawaiian/Other Pacific Islander:	0	0	0	0	0	0	0	0
American Indian/Alaskan Native & White:	0	0	0	0	0	0	0	0
Asian White:	0	0	0	0	0	0	0	0
Black/African American & White:	0	0	0	0	0	0	0	0
American Indian/Alaskan Native & Black/African American:	0	0	0	0	0	0	0	0
Other multi-racial:	0	0	0	0	0	0	0	0
Asian/Pacific Islander:	0	0	0	0	0	0	0	0
Hispanic:	0	0	0	0	0	0	0	0
Total:	0	0	0	0	0	0	42	37



U.S. Department of Housing and Urban Development
Office of Community Planning and Development
Integrated Disbursement and Information System
CDBG Activity Summary Report (GPR) for Program Year 2020
MORRIS COUNTY

Date: 10-Sep-2021
Time: 14:15
Page: 62

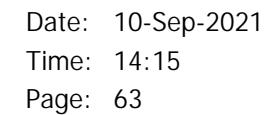
Female-headed Households: 0 0 0

Income Category:

	Owner	Renter	Total	Person
Extremely Low	0	0	0	40
Low Mod	0	0	0	2
Moderate	0	0	0	0
Non Low Moderate	0	0	0	0
Total	0	0	0	42
Percent Low/Mod				100.0%

Annual Accomplishments

Years	Accomplishment Narrative	# Benefitting
2019	42 children were able to participate in the childcare scholarships program because of this critical funding. all accomplishments occurred in PY 2019.	



Page: 63 of 136



U.S. Department of Housing and Urban Development
Office of Community Planning and Development
Integrated Disbursement and Information System
CDBG Activity Summary Report (GPR) for Program Year 2020
MORRIS COUNTY

Date: 10-Sep-2021
Time: 14:15
Page: 64

Female-headed Households: 0 0 0

Income Category:

	Owner	Renter	Total	Person
Extremely Low	0	0	0	2
Low Mod	0	0	0	2
Moderate	0	0	0	0
Non Low Moderate	0	0	0	0
Total	0	0	0	4
Percent Low/Mod				100.0%

Annual Accomplishments

Years	Accomplishment Narrative	# Benefitting
2020	Scholarships provided to 4 children. Enrollment down due to Covid.	



U.S. Department of Housing and Urban Development
Office of Community Planning and Development
Integrated Disbursement and Information System
CDBG Activity Summary Report (GPR) for Program Year 2020
MORRIS COUNTY

Date: 10-Sep-2021
Time: 14:15
Page: 65

PGM Year:	2019		
Project:	0021 - CASA		
IDIS Activity:	1440 - CASA-Case Supervision Position		
Status:	Completed 8/24/2020 12:00:00 AM	Objective:	Create suitable living environments
Location:	18 Cattano Ave Morristown, NJ 07960-6846	Outcome:	Availability/accessibility
		Matrix Code:	Abused and Neglected Children (05N)
		National Objective:	LMC

Activity to prevent, prepare for, and respond to Coronavirus: No

Initial Funding Date: 01/17/2020

Description:

Provides supplement to Case Supervision position salary in order to mentor abused & neglected foster youth who are part of the court system & presently living in foster homes and residential facilities.

Financing

	Fund Type	Grant Year	Grant	Funded Amount	Drawn In Program Year	Drawn Thru Program Year
CDBG	EN	2019	B19UC340105	\$40,000.00	\$18,038.77	\$40,000.00
Total	Total			\$40,000.00	\$18,038.77	\$40,000.00

Proposed Accomplishments

People (General) : 75

Actual Accomplishments

Number assisted:

	Owner		Renter		Total		Person	
	Total	Hispanic	Total	Hispanic	Total	Hispanic	Total	Hispanic
White:	0	0	0	0	0	0	32	21
Black/African American:	0	0	0	0	0	0	6	3
Asian:	0	0	0	0	0	0	2	0
American Indian/Alaskan Native:	0	0	0	0	0	0	0	0
Native Hawaiian/Other Pacific Islander:	0	0	0	0	0	0	0	0
American Indian/Alaskan Native & White:	0	0	0	0	0	0	0	0
Asian White:	0	0	0	0	0	0	0	0
Black/African American & White:	0	0	0	0	0	0	0	0
American Indian/Alaskan Native & Black/African American:	0	0	0	0	0	0	0	0
Other multi-racial:	0	0	0	0	0	0	1	0
Asian/Pacific Islander:	0	0	0	0	0	0	0	0
Hispanic:	0	0	0	0	0	0	0	0
Total:	0	0	0	0	0	0	41	24



U.S. Department of Housing and Urban Development
Office of Community Planning and Development
Integrated Disbursement and Information System
CDBG Activity Summary Report (GPR) for Program Year 2020
MORRIS COUNTY

Date: 10-Sep-2021
Time: 14:15
Page: 66

Female-headed Households:

0 0 0

Income Category:

	Owner	Renter	Total	Person
Extremely Low	0	0	0	31
Low Mod	0	0	0	10
Moderate	0	0	0	0
Non Low Moderate	0	0	0	0
Total	0	0	0	41
Percent Low/Mod				100.0%

Annual Accomplishments

Years	Accomplishment Narrative	# Benefitting
2019	CASA continues to provide necessary help for clients as special advocates and the staff person is enabled through our grant allows them to continue to serve this population.	



U.S. Department of Housing and Urban Development
Office of Community Planning and Development
Integrated Disbursement and Information System
CDBG Activity Summary Report (GPR) for Program Year 2020
MORRIS COUNTY

Date: 10-Sep-2021
Time: 14:15
Page: 67

PGM Year:	2019				
Project:	0023 - Employment Horizons				
IDIS Activity:	1442 - Employment Horizons-Program Advisor				
Status:	Open	Objective:	Create suitable living environments		
Location:	10 Ridgedale Ave Cedar Knolls, NJ 07927-1104	Outcome:	Availability/accessibility		
		Matrix Code:	Employment Training (05H)	National Objective:	LMC

Activity to prevent, prepare for, and respond to Coronavirus: No

Initial Funding Date: 08/31/2020

Description:

Providing salary for the Community Coordinator who will provide job training & placement for individuals with significant disabilities.

Financing

	Fund Type	Grant Year	Grant	Funded Amount	Drawn In Program Year	Drawn Thru Program Year
CDBG	EN	2019	B19UC340105	\$10,725.00	\$0.00	\$0.00
Total	Total			\$10,725.00	\$0.00	\$0.00

Proposed Accomplishments

People (General) : 20

Actual Accomplishments

Number assisted:

	Owner		Renter		Total		Person	
	Total	Hispanic	Total	Hispanic	Total	Hispanic	Total	Hispanic
White:	0	0	0	0	0	0		0
Black/African American:	0	0	0	0	0	0	0	0
Asian:	0	0	0	0	0	0	0	0
American Indian/Alaskan Native:	0	0	0	0	0	0	0	0
Native Hawaiian/Other Pacific Islander:	0	0	0	0	0	0	0	0
American Indian/Alaskan Native & White:	0	0	0	0	0	0	0	0
Asian White:	0	0	0	0	0	0	0	0
Black/African American & White:	0	0	0	0	0	0	0	0
American Indian/Alaskan Native & Black/African American:	0	0	0	0	0	0	0	0
Other multi-racial:	0	0	0	0	0	0	0	0
Asian/Pacific Islander:	0	0	0	0	0	0	0	0
Hispanic:	0	0	0	0	0	0	0	0
Total:	0	0	0	0	0	0	0	0



U.S. Department of Housing and Urban Development
Office of Community Planning and Development
Integrated Disbursement and Information System
CDBG Activity Summary Report (GPR) for Program Year 2020
MORRIS COUNTY

Date: 10-Sep-2021

Time: 14:15

Page: 68

Female-headed Households: 0 0 0

Income Category:

	Owner	Renter	Total	Person
Extremely Low	0	0	0	0
Low Mod	0	0	0	0
Moderate	0	0	0	0
Non Low Moderate	0	0	0	0
Total	0	0	0	0

Percent Low/Mod

Annual Accomplishments

No data returned for this view. This might be because the applied filter excludes all data.



U.S. Department of Housing and Urban Development
Office of Community Planning and Development
Integrated Disbursement and Information System
CDBG Activity Summary Report (GPR) for Program Year 2020
MORRIS COUNTY

Date: 10-Sep-2021
Time: 14:15
Page: 69

PGM Year:	2019						
Project:	0025 - County Housing Rehabilitation and Delivery Costs						
IDIS Activity:	1445 - Housing Rehabilitation-Delivery of Costs						
Status:	Open	Objective:	Create suitable living environments				
Location:	1 Medical Dr Morris Plains, NJ 07950-3155	Outcome:	Affordability				
		Matrix Code:	Rehabilitation Administration (14H)			National Objective:	LMH

Activity to prevent, prepare for, and respond to Coronavirus: No

Initial Funding Date: 05/12/2020

Description:

Administration of Homeowner Rehabilitation Program.

Financing

	Fund Type	Grant Year	Grant	Funded Amount	Drawn In Program Year	Drawn Thru Program Year
CDBG	EN	2019	B19UC340105	\$75,000.00	\$47,998.31	\$57,044.81
Total	Total			\$75,000.00	\$47,998.31	\$57,044.81

Proposed Accomplishments

Actual Accomplishments

Number assisted:

	Owner		Renter		Total		Person	
	Total	Hispanic	Total	Hispanic	Total	Hispanic	Total	Hispanic
White:	0	0	0	0	0	0		0
Black/African American:	0	0	0	0	0	0	0	0
Asian:	0	0	0	0	0	0	0	0
American Indian/Alaskan Native:	0	0	0	0	0	0	0	0
Native Hawaiian/Other Pacific Islander:	0	0	0	0	0	0	0	0
American Indian/Alaskan Native & White:	0	0	0	0	0	0	0	0
Asian White:	0	0	0	0	0	0	0	0
Black/African American & White:	0	0	0	0	0	0	0	0
American Indian/Alaskan Native & Black/African American:	0	0	0	0	0	0	0	0
Other multi-racial:	0	0	0	0	0	0	0	0
Asian/Pacific Islander:	0	0	0	0	0	0	0	0
Hispanic:	0	0	0	0	0	0	0	0
Total:	0	0	0	0	0	0	0	0
Female-headed Households:	0		0		0			



U.S. Department of Housing and Urban Development
Office of Community Planning and Development
Integrated Disbursement and Information System
CDBG Activity Summary Report (GPR) for Program Year 2020
MORRIS COUNTY

Date: 10-Sep-2021

Time: 14:15

Page: 70

Income Category:

	Owner	Renter	Total	Person
Extremely Low	0	0	0	0
Low Mod	0	0	0	0
Moderate	0	0	0	0
Non Low Moderate	0	0	0	0
Total	0	0	0	0
Percent Low/Mod				

Annual Accomplishments

Years	Accomplishment Narrative	# Benefitting
2020	Housing Rehabilitation program continues. Work is tied to activity 1328.	



U.S. Department of Housing and Urban Development
Office of Community Planning and Development
Integrated Disbursement and Information System
CDBG Activity Summary Report (GPR) for Program Year 2020
MORRIS COUNTY

Date: 10-Sep-2021
Time: 14:15
Page: 71

PGM Year: 2019
Project: 0034 - Administration
IDIS Activity: 1446 - CDBG Administration
Status: Open
Location: ,
Objective:
Outcome:
Matrix Code: General Program Administration (21A) **National Objective:**

Activity to prevent, prepare for, and respond to Coronavirus: No

Initial Funding Date: 10/29/2019

Description:

Administration of the CDBG Program

Financing

	Fund Type	Grant Year	Grant	Funded Amount	Drawn In Program Year	Drawn Thru Program Year
CDBG	EN	2019	B19UC340105	\$387,654.00	\$127,707.01	\$318,297.82
Total	Total			\$387,654.00	\$127,707.01	\$318,297.82

Proposed Accomplishments

Actual Accomplishments

Number assisted:

	Owner		Renter		Total		Person	
	Total	Hispanic	Total	Hispanic	Total	Hispanic	Total	Hispanic
White:					0	0		
Black/African American:					0	0		
Asian:					0	0		
American Indian/Alaskan Native:					0	0		
Native Hawaiian/Other Pacific Islander:					0	0		
American Indian/Alaskan Native & White:					0	0		
Asian White:					0	0		
Black/African American & White:					0	0		
American Indian/Alaskan Native & Black/African American:					0	0		
Other multi-racial:					0	0		
Asian/Pacific Islander:					0	0		
Hispanic:					0	0		
Total:	0	0	0	0	0	0	0	0
Female-headed Households:					0			



U.S. Department of Housing and Urban Development
Office of Community Planning and Development
Integrated Disbursement and Information System
CDBG Activity Summary Report (GPR) for Program Year 2020
MORRIS COUNTY

Date: 10-Sep-2021

Time: 14:15

Page: 72

Income Category:

	Owner	Renter	Total	Person
Extremely Low			0	
Low Mod			0	
Moderate			0	
Non Low Moderate			0	
Total	0	0	0	0
Percent Low/Mod				

Annual Accomplishments

No data returned for this view. This might be because the applied filter excludes all data.



U.S. Department of Housing and Urban Development
Office of Community Planning and Development
Integrated Disbursement and Information System
CDBG Activity Summary Report (GPR) for Program Year 2020
MORRIS COUNTY

Date: 10-Sep-2021
Time: 14:15
Page: 73

PGM Year:	2020					
Project:	0003 - Township of Pequannock Senior Center Roof Replacement					
IDIS Activity:	1457 - Senior Center Roof Replacement-Pequannock					
Status:	Open	Objective:	Create suitable living environments			
Location:	530 Newark Pompton Tpke Pompton Plains, NJ 07444-1744	Outcome:	Availability/accessibility			
		Matrix Code:	Senior Centers (03A)		National Objective:	LMC

Activity to prevent, prepare for, and respond to Coronavirus: No

Initial Funding Date: 12/18/2020

Description:

This activity entails the replacement of the roof at the Pequannock Senior Center

Financing

	Fund Type	Grant Year	Grant	Funded Amount	Drawn In Program Year	Drawn Thru Program Year
CDBG	EN	2020	B20UC340105	\$36,000.00	\$0.00	\$0.00
Total	Total			\$36,000.00	\$0.00	\$0.00

Proposed Accomplishments

Public Facilities : 400

Actual Accomplishments

Number assisted:

	Owner		Renter		Total		Person	
	Total	Hispanic	Total	Hispanic	Total	Hispanic	Total	Hispanic
White:	0	0	0	0	0	0		0
Black/African American:	0	0	0	0	0	0	0	0
Asian:	0	0	0	0	0	0	0	0
American Indian/Alaskan Native:	0	0	0	0	0	0	0	0
Native Hawaiian/Other Pacific Islander:	0	0	0	0	0	0	0	0
American Indian/Alaskan Native & White:	0	0	0	0	0	0	0	0
Asian White:	0	0	0	0	0	0	0	0
Black/African American & White:	0	0	0	0	0	0	0	0
American Indian/Alaskan Native & Black/African American:	0	0	0	0	0	0	0	0
Other multi-racial:	0	0	0	0	0	0	0	0
Asian/Pacific Islander:	0	0	0	0	0	0	0	0
Hispanic:	0	0	0	0	0	0	0	0
Total:	0	0	0	0	0	0	0	0



U.S. Department of Housing and Urban Development
Office of Community Planning and Development
Integrated Disbursement and Information System
CDBG Activity Summary Report (GPR) for Program Year 2020
MORRIS COUNTY

Date: 10-Sep-2021
Time: 14:15
Page: 74

Female-headed Households: 0 0 0

Income Category:

	Owner	Renter	Total	Person
Extremely Low	0	0	0	0
Low Mod	0	0	0	0
Moderate	0	0	0	0
Non Low Moderate	0	0	0	0
Total	0	0	0	0

Percent Low/Mod

Annual Accomplishments

Years	Accomplishment Narrative	# Benefitting
2020	Work is underway on the project and nearly complete.	



U.S. Department of Housing and Urban Development
Office of Community Planning and Development
Integrated Disbursement and Information System
CDBG Activity Summary Report (GPR) for Program Year 2020
MORRIS COUNTY

Date: 10-Sep-2021
Time: 14:15
Page: 75

PGM Year:	2020				
Project:	0002 - Township of Washington Senior Center Expansion				
IDIS Activity:	1458 - Senior Center Expansion-Washington Twp.				
Status:	Open	Objective:	Provide decent affordable housing		
Location:	37 E Springtown Rd Long Valley, NJ 07853-3342	Outcome:	Affordability		
		Matrix Code:	Senior Centers (03A)		National Objective: LMC

Activity to prevent, prepare for, and respond to Coronavirus: No

Initial Funding Date: 06/28/2021

Description:

Upgrades to Senior Center to include electrical, mechanical, masonry, millwork & painting.

Financing

	Fund Type	Grant Year	Grant	Funded Amount	Drawn In Program Year	Drawn Thru Program Year
CDBG	EN	2020	B20UC340105	\$80,000.00	\$0.00	\$0.00
Total	Total			\$80,000.00	\$0.00	\$0.00

Proposed Accomplishments

Public Facilities : 470

Actual Accomplishments

Number assisted:

	Owner		Renter		Total		Person	
	Total	Hispanic	Total	Hispanic	Total	Hispanic	Total	Hispanic
White:	0	0	0	0	0	0		0
Black/African American:	0	0	0	0	0	0	0	0
Asian:	0	0	0	0	0	0	0	0
American Indian/Alaskan Native:	0	0	0	0	0	0	0	0
Native Hawaiian/Other Pacific Islander:	0	0	0	0	0	0	0	0
American Indian/Alaskan Native & White:	0	0	0	0	0	0	0	0
Asian White:	0	0	0	0	0	0	0	0
Black/African American & White:	0	0	0	0	0	0	0	0
American Indian/Alaskan Native & Black/African American:	0	0	0	0	0	0	0	0
Other multi-racial:	0	0	0	0	0	0	0	0
Asian/Pacific Islander:	0	0	0	0	0	0	0	0
Hispanic:	0	0	0	0	0	0	0	0
Total:	0	0	0	0	0	0	0	0



U.S. Department of Housing and Urban Development
Office of Community Planning and Development
Integrated Disbursement and Information System
CDBG Activity Summary Report (GPR) for Program Year 2020
MORRIS COUNTY

Date: 10-Sep-2021

Time: 14:15

Page: 76

Female-headed Households:

0

0

0

Income Category:

	Owner	Renter	Total	Person
Extremely Low	0	0	0	0
Low Mod	0	0	0	0
Moderate	0	0	0	0
Non Low Moderate	0	0	0	0
Total	0	0	0	0

Percent Low/Mod

Annual Accomplishments

No data returned for this view. This might be because the applied filter excludes all data.



U.S. Department of Housing and Urban Development
Office of Community Planning and Development
Integrated Disbursement and Information System
CDBG Activity Summary Report (GPR) for Program Year 2020
MORRIS COUNTY

Date: 10-Sep-2021
Time: 14:15
Page: 77

PGM Year:	2020				
Project:	0005 - Town of Morristown Harrison St Playground Improvements				
IDIS Activity:	1459 - Harrison Street Playground Improvements-Morristown				
Status:	Open	Objective:	Create suitable living environments		
Location:	68 Harrison St Morristown, NJ 07960-3827	Outcome:	Availability/accessibility		
		Matrix Code:	Parks, Recreational Facilities (03F)	National Objective:	LMA

Activity to prevent, prepare for, and respond to Coronavirus: No

Initial Funding Date: 12/18/2020

Description:

The upgrades are to include fencing, repurposing of existing asphalt court, topsoiling, fertilization and benches.

Financing

	Fund Type	Grant Year	Grant	Funded Amount	Drawn In Program Year	Drawn Thru Program Year
CDBG	EN	2017	B17UC340105	\$24,480.49	\$0.00	\$0.00
		2018	B18UC340105	\$31,218.01	\$0.00	\$0.00
		2019	B19UC340105	\$19,550.00	\$0.00	\$0.00
		2020	B20UC340105	\$4,751.50	\$0.00	\$0.00
Total	Total			\$80,000.00	\$0.00	\$0.00

Proposed Accomplishments

Public Facilities : 2,215

Total Population in Service Area: 2,215

Census Tract Percent Low / Mod: 72.23

Annual Accomplishments

Years	Accomplishment Narrative	# Benefitting
2020	Bids received June 4, 2021. Work to start in July.	



U.S. Department of Housing and Urban Development
Office of Community Planning and Development
Integrated Disbursement and Information System
CDBG Activity Summary Report (GPR) for Program Year 2020
MORRIS COUNTY

Date: 10-Sep-2021
Time: 14:15
Page: 78

PGM Year:	2020		
Project:	0010 - Town of Boonton Parking Lot Improvement		
IDIS Activity:	1460 - Plane Street Parking Lot-Boonton		
Status:	Open	Objective:	Create economic opportunities
Location:	1 Plane St Boonton, NJ 07005-1719	Outcome:	Availability/accessibility
		Matrix Code:	Parking Facilities (03G)
		National Objective:	LMA

Activity to prevent, prepare for, and respond to Coronavirus: No

Initial Funding Date: 12/18/2020

Description:

Activity will correct safety issues including paving of the parking lot.

Financing

	Fund Type	Grant Year	Grant	Funded Amount	Drawn In Program Year	Drawn Thru Program Year
CDBG	EN	2020	B20UC340105	\$80,000.00	\$0.00	\$0.00
Total	Total			\$80,000.00	\$0.00	\$0.00

Proposed Accomplishments

Public Facilities : 8,165

Total Population in Service Area: 8,275

Census Tract Percent Low / Mod: 29.67

Annual Accomplishments

Years	Accomplishment Narrative	# Benefitting
2020		



U.S. Department of Housing and Urban Development
Office of Community Planning and Development
Integrated Disbursement and Information System
CDBG Activity Summary Report (GPR) for Program Year 2020
MORRIS COUNTY

Date: 10-Sep-2021
Time: 14:15
Page: 79

PGM Year:	2020				
Project:	0001 - Wharton Borough Library Parking Lot Renovations				
IDIS Activity:	1461 - Library Parking Lot Parking Lot Renovations-Wharton				
Status:	Open	Objective:	Create suitable living environments		
Location:	15 S Main St Wharton, NJ 07885-1911	Outcome:	Availability/accessibility		
		Matrix Code:	Parking Facilities (03G)	National Objective:	LMA

Activity to prevent, prepare for, and respond to Coronavirus: No

Initial Funding Date: 12/21/2020

Description:

Improvements to the Library parking lot to include resurfacing, handicapped parking spaces, ramps, lighting, curbing and sidewalks.

Financing

	Fund Type	Grant Year	Grant	Funded Amount	Drawn In Program Year	Drawn Thru Program Year
CDBG	EN	2018	B18UC340105	\$80,000.00	\$0.00	\$0.00
Total	Total			\$80,000.00	\$0.00	\$0.00

Proposed Accomplishments

Public Facilities : 6,490

Total Population in Service Area: 6,590

Census Tract Percent Low / Mod: 51.29

Annual Accomplishments

Years	Accomplishment Narrative	# Benefitting
2020	Bids received and awarded to Reivax. Work should begin shortly.	



U.S. Department of Housing and Urban Development
Office of Community Planning and Development
Integrated Disbursement and Information System
CDBG Activity Summary Report (GPR) for Program Year 2020
MORRIS COUNTY

Date: 10-Sep-2021
Time: 14:15
Page: 80

PGM Year:	2020				
Project:	0009 - Borough of Madison Sanitary Sewer Lining				
IDIS Activity:	1462 - Sanitary Sewer Lining-Madison				
Status:	Open	Objective:	Create suitable living environments		
Location:	16 Kinney St Madison, NJ 07940-1504	Outcome:	Availability/accessibility		
		Matrix Code:	Water/Sewer Improvements (03J)	National Objective:	LMA

Activity to prevent, prepare for, and respond to Coronavirus: No

Initial Funding Date: 12/21/2020

Description:

This activity will greatly improve the water flow system and benefit the households within the system.

Financing

	Fund Type	Grant Year	Grant	Funded Amount	Drawn In Program Year	Drawn Thru Program Year
CDBG	EN	2019	B19UC340105	\$80,000.00	\$0.00	\$0.00
Total	Total			\$80,000.00	\$0.00	\$0.00

Proposed Accomplishments

People (General) : 510

Total Population in Service Area: 860

Census Tract Percent Low / Mod: 59.30

Annual Accomplishments

No data returned for this view. This might be because the applied filter excludes all data.



U.S. Department of Housing and Urban Development
Office of Community Planning and Development
Integrated Disbursement and Information System
CDBG Activity Summary Report (GPR) for Program Year 2020
MORRIS COUNTY

Date: 10-Sep-2021
Time: 14:15
Page: 81

PGM Year:	2020				
Project:	0006 - Borough of Netcong Watermain Improvements				
IDIS Activity:	1463 - Watermain Improvements-Netcong				
Status:	Open	Objective:	Create suitable living environments		
Location:	4 Elm St Netcong, NJ 07857-1439	Outcome:	Availability/accessibility		
		Matrix Code:	Water/Sewer Improvements (03J)	National Objective:	LMA

Activity to prevent, prepare for, and respond to Coronavirus: Yes

Initial Funding Date: 12/18/2020

Description:

Watermain replacement converted to ductile iron pipe along Elm Street between Wiltop Road & Oak Street

Financing

	Fund Type	Grant Year	Grant	Funded Amount	Drawn In Program Year	Drawn Thru Program Year
CDBG	EN	2020	B20UC340105	\$80,000.00	\$0.00	\$0.00
Total	Total			\$80,000.00	\$0.00	\$0.00

Proposed Accomplishments

People (General) : 1,946

Total Population in Service Area: 1,945

Census Tract Percent Low / Mod: 52.19

Annual Accomplishments

No data returned for this view. This might be because the applied filter excludes all data.



U.S. Department of Housing and Urban Development
Office of Community Planning and Development
Integrated Disbursement and Information System
CDBG Activity Summary Report (GPR) for Program Year 2020
MORRIS COUNTY

Date: 10-Sep-2021
Time: 14:15
Page: 82

PGM Year:	2020					
Project:	0011 - Borough of Rockaway Fire Hydrant Replacement					
IDIS Activity:	1464 - Fire Hydrant Replacement-Boro of Rockaway					
Status:	Open	Objective:	Create suitable living environments			
Location:	57 Ogden Ave Rockaway, NJ 07866-3118	Outcome:	Availability/accessibility			
		Matrix Code:	Water/Sewer Improvements (03J)	National Objective:	LMA	

Activity to prevent, prepare for, and respond to Coronavirus: No

Initial Funding Date: 12/18/2020

Description:

Replacement of (10) fire hydrants that present a safety issue.
Valve replacement parts are obsolete.

Financing

	Fund Type	Grant Year	Grant	Funded Amount	Drawn In Program Year	Drawn Thru Program Year
CDBG	EN	2020	B20UC340105	\$80,000.00	\$0.00	\$0.00
Total	Total			\$80,000.00	\$0.00	\$0.00

Proposed Accomplishments

People (General) : 3,905
Total Population in Service Area: 5,970
Census Tract Percent Low / Mod: 39.11

Annual Accomplishments

No data returned for this view. This might be because the applied filter excludes all data.



U.S. Department of Housing and Urban Development
Office of Community Planning and Development
Integrated Disbursement and Information System
CDBG Activity Summary Report (GPR) for Program Year 2020
MORRIS COUNTY

Date: 10-Sep-2021
Time: 14:15
Page: 83

PGM Year:	2020				
Project:	0007 - Borough of Butler Watermain Improvements				
IDIS Activity:	1465 - Watermain Improvements-Butler				
Status:	Completed 6/30/2021 12:00:00 AM	Objective:	Create suitable living environments		
Location:	1 S Gifford St Butler, NJ 07405-1359	Outcome:	Sustainability		
		Matrix Code:	Water/Sewer Improvements (03J)	National Objective:	LMA

Activity to prevent, prepare for, and respond to Coronavirus: No

Initial Funding Date: 12/21/2020

Description:

Watermain replacement of approx.
365 Ft.
of pipe on S.
Gifford Street to alleviate reduced pressure and failed services.

Financing

	Fund Type	Grant Year	Grant	Funded Amount	Drawn In Program Year	Drawn Thru Program Year
CDBG	EN	2018	B18UC340105	\$80,000.00	\$80,000.00	\$80,000.00
Total	Total			\$80,000.00	\$80,000.00	\$80,000.00

Proposed Accomplishments

People (General) : 310
Total Population in Service Area: 1,045
Census Tract Percent Low / Mod: 29.67

Annual Accomplishments

Years	Accomplishment Narrative	# Benefitting
2020	Watermain project was completed.	



U.S. Department of Housing and Urban Development
Office of Community Planning and Development
Integrated Disbursement and Information System
CDBG Activity Summary Report (GPR) for Program Year 2020
MORRIS COUNTY

Date: 10-Sep-2021
Time: 14:15
Page: 84

PGM Year:	2020				
Project:	0013 - Township of Roxbury Street Improvement				
IDIS Activity:	1466 - Kings Hwy Resurfacing-Roxbury				
Status:	Open	Objective:	Create suitable living environments		
Location:	227 Kings Highway Roxbury, NJ 07852	Outcome:	Availability/accessibility		
		Matrix Code:	Street Improvements (03K)	National Objective:	LMA

Activity to prevent, prepare for, and respond to Coronavirus: No

Initial Funding Date: 12/18/2020

Description:

The milling and paving on Kings Hwy along with asphalt base, if necessary.

Financing

	Fund Type	Grant Year	Grant	Funded Amount	Drawn In Program Year	Drawn Thru Program Year
CDBG	EN	2020	B20UC340105	\$80,000.00	\$0.00	\$0.00
Total	Total			\$80,000.00	\$0.00	\$0.00

Proposed Accomplishments

People (General) : 105

Total Population in Service Area: 1,035

Census Tract Percent Low / Mod: 35.27

Annual Accomplishments

No data returned for this view. This might be because the applied filter excludes all data.



U.S. Department of Housing and Urban Development
Office of Community Planning and Development
Integrated Disbursement and Information System
CDBG Activity Summary Report (GPR) for Program Year 2020
MORRIS COUNTY

Date: 10-Sep-2021
Time: 14:15
Page: 85

PGM Year:	2020				
Project:	0008 - Township of Montville Stormwater Improvements				
IDIS Activity:	1467 - Stormwater Improvements-Montville				
Status:	Open	Objective:	Create suitable living environments		
Location:	6 Margaret Dr Pine Brook, NJ 07058-9744	Outcome:	Availability/accessibility		
		Matrix Code:	Street Improvements (03K)	National Objective:	LMA

Activity to prevent, prepare for, and respond to Coronavirus: No

Initial Funding Date: 12/18/2020

Description:

Construction of curbing to help facilitate storm water drainage which was causing erosion of propertyland during rain and snow.

Financing

	Fund Type	Grant Year	Grant	Funded Amount	Drawn In Program Year	Drawn Thru Program Year
CDBG	EN	2020	B20UC340105	\$80,000.00	\$0.00	\$0.00
Total	Total			\$80,000.00	\$0.00	\$0.00

Proposed Accomplishments

People (General) : 820
Total Population in Service Area: 2,680
Census Tract Percent Low / Mod: 30.60

Annual Accomplishments

No data returned for this view. This might be because the applied filter excludes all data.



U.S. Department of Housing and Urban Development
Office of Community Planning and Development
Integrated Disbursement and Information System
CDBG Activity Summary Report (GPR) for Program Year 2020
MORRIS COUNTY

Date: 10-Sep-2021
Time: 14:15
Page: 86

PGM Year:	2020				
Project:	0012 - Borough of Victory Gardens Sidewalk Improvement				
IDIS Activity:	1468 - Sidewalk Improvements-Victory Gardens				
Status:	Open	Objective:	Create suitable living environments		
Location:	37 S Salem St Victory Gardens, NJ 07801-4712	Outcome:	Availability/accessibility		
		Matrix Code:	Street Improvements (03K)	National Objective:	LMA

Activity to prevent, prepare for, and respond to Coronavirus: No

Initial Funding Date: 12/18/2020

Description:

Sidewalk Improvements

Financing

	Fund Type	Grant Year	Grant	Funded Amount	Drawn In Program Year	Drawn Thru Program Year
CDBG	EN	2020	B20UC340105	\$22,400.00	\$0.00	\$0.00
Total	Total			\$22,400.00	\$0.00	\$0.00

Proposed Accomplishments

People (General) : 1,595

Total Population in Service Area: 1,595

Census Tract Percent Low / Mod: 72.10

Annual Accomplishments

No data returned for this view. This might be because the applied filter excludes all data.



U.S. Department of Housing and Urban Development
Office of Community Planning and Development
Integrated Disbursement and Information System
CDBG Activity Summary Report (GPR) for Program Year 2020
MORRIS COUNTY

Date: 10-Sep-2021
Time: 14:15
Page: 87

PGM Year:	2020					
Project:	0004 - Zufall Health Center Building Renovation					
IDIS Activity:	1469 - Health Center Upgrades-Zufall					
Status:	Open	Objective:	Create suitable living environments			
Location:	4 Atno Ave Morristown, NJ 07960-3802	Outcome:	Availability/accessibility			
		Matrix Code:	Health Facilities (03P)		National Objective:	LMC

Activity to prevent, prepare for, and respond to Coronavirus: No

Initial Funding Date: 12/18/2020

Description:

Upgrades to the Center to include new roof, siding & windows.

Financing

	Fund Type	Grant Year	Grant	Funded Amount	Drawn In Program Year	Drawn Thru Program Year
CDBG	EN	2020	B20UC340105	\$79,213.00	\$0.00	\$0.00
Total	Total			\$79,213.00	\$0.00	\$0.00

Proposed Accomplishments

Public Facilities : 8,600

Actual Accomplishments

Number assisted:

	Owner		Renter		Total		Person	
	Total	Hispanic	Total	Hispanic	Total	Hispanic	Total	Hispanic
White:	0	0	0	0	0	0		0
Black/African American:	0	0	0	0	0	0	0	0
Asian:	0	0	0	0	0	0	0	0
American Indian/Alaskan Native:	0	0	0	0	0	0	0	0
Native Hawaiian/Other Pacific Islander:	0	0	0	0	0	0	0	0
American Indian/Alaskan Native & White:	0	0	0	0	0	0	0	0
Asian White:	0	0	0	0	0	0	0	0
Black/African American & White:	0	0	0	0	0	0	0	0
American Indian/Alaskan Native & Black/African American:	0	0	0	0	0	0	0	0
Other multi-racial:	0	0	0	0	0	0	0	0
Asian/Pacific Islander:	0	0	0	0	0	0	0	0
Hispanic:	0	0	0	0	0	0	0	0
Total:	0	0	0	0	0	0	0	0



U.S. Department of Housing and Urban Development
Office of Community Planning and Development
Integrated Disbursement and Information System
CDBG Activity Summary Report (GPR) for Program Year 2020
MORRIS COUNTY

Date: 10-Sep-2021

Time: 14:15

Page: 88

Female-headed Households:

0

0

0

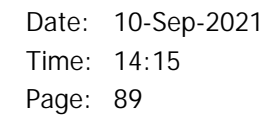
Income Category:

	Owner	Renter	Total	Person
Extremely Low	0	0	0	0
Low Mod	0	0	0	0
Moderate	0	0	0	0
Non Low Moderate	0	0	0	0
Total	0	0	0	0

Percent Low/Mod

Annual Accomplishments

No data returned for this view. This might be because the applied filter excludes all data.



Objective:	Provide decent affordable housing	
Outcome:	Availability/accessibility	
Matrix Code:	Other Public Services Not Listed in 05A-05Y, 03T (05Z)	National Objective: LMC

Activity to prevent, prepare for, and respond to Coronavirus: No

Initial Funding Date: 12/18/2020

Description:

Case Management salary at Our Promise Community Outreach Center.

Financing

	Fund Type	Grant Year	Grant	Funded Amount	Drawn In Program Year	Drawn Thru Program Year
CDBG	EN	2020	B20UC340105	\$40,000.00	\$40,000.00	\$40,000.00
Total	Total			\$40,000.00	\$40,000.00	\$40,000.00

Proposed Accomplishments

People (General) : 1,200

Actual Accomplishments

Number assisted:

[illegible]



U.S. Department of Housing and Urban Development
Office of Community Planning and Development
Integrated Disbursement and Information System
CDBG Activity Summary Report (GPR) for Program Year 2020
MORRIS COUNTY

Date: 10-Sep-2021
Time: 14:15
Page: 90

Female-headed Households: 0 0 0

Income Category:

	Owner	Renter	Total	Person
Extremely Low	0	0	0	196
Low Mod	0	0	0	7
Moderate	0	0	0	3
Non Low Moderate	0	0	0	0
Total	0	0	0	206
Percent Low/Mod				100.0%

Annual Accomplishments

Years	Accomplishment Narrative	# Benefitting
2020	Project completed. Outreach continued to be very effective program.	



U.S. Department of Housing and Urban Development
Office of Community Planning and Development
Integrated Disbursement and Information System
CDBG Activity Summary Report (GPR) for Program Year 2020
MORRIS COUNTY

Date: 10-Sep-2021
Time: 14:15
Page: 91

PGM Year:	2020				
Project:	0024 - Roots & Wings Case Management/Counseling				
IDIS Activity:	1471 - Case Management for Counseling Aged Out Foster Youth-Roots & Wings				
Status:	Open	Objective:	Create suitable living environments		
Location:	75 Bloomfield Ave Denville, NJ 07834-2735	Outcome:	Sustainability		
		Matrix Code:	Youth Services (05D)	National Objective:	LMC

Activity to prevent, prepare for, and respond to Coronavirus: No

Initial Funding Date: 12/18/2020

Description:

Providing case management & counseling for Aged Out Foster Youth.

Financing

	Fund Type	Grant Year	Grant	Funded Amount	Drawn In Program Year	Drawn Thru Program Year
CDBG	EN	2020	B20UC340105	\$50,000.00	\$49,800.00	\$49,800.00
Total	Total			\$50,000.00	\$49,800.00	\$49,800.00

Proposed Accomplishments

People (General) : 12

Actual Accomplishments

Number assisted:

	Owner		Renter		Total		Person	
	Total	Hispanic	Total	Hispanic	Total	Hispanic	Total	Hispanic
White:	0	0	0	0	0	0		0
Black/African American:	0	0	0	0	0	0	0	0
Asian:	0	0	0	0	0	0	0	0
American Indian/Alaskan Native:	0	0	0	0	0	0	0	0
Native Hawaiian/Other Pacific Islander:	0	0	0	0	0	0	0	0
American Indian/Alaskan Native & White:	0	0	0	0	0	0	0	0
Asian White:	0	0	0	0	0	0	0	0
Black/African American & White:	0	0	0	0	0	0	0	0
American Indian/Alaskan Native & Black/African American:	0	0	0	0	0	0	0	0
Other multi-racial:	0	0	0	0	0	0	0	0
Asian/Pacific Islander:	0	0	0	0	0	0	0	0
Hispanic:	0	0	0	0	0	0	0	0
Total:	0	0	0	0	0	0	0	0



U.S. Department of Housing and Urban Development
Office of Community Planning and Development
Integrated Disbursement and Information System
CDBG Activity Summary Report (GPR) for Program Year 2020
MORRIS COUNTY

Date: 10-Sep-2021
Time: 14:15
Page: 92

Female-headed Households:

0 0 0

Income Category:

	Owner	Renter	Total	Person
Extremely Low	0	0	0	0
Low Mod	0	0	0	0
Moderate	0	0	0	0
Non Low Moderate	0	0	0	0
Total	0	0	0	0

Percent Low/Mod

Annual Accomplishments

Years	Accomplishment Narrative	# Benefitting
2020		



U.S. Department of Housing and Urban Development
Office of Community Planning and Development
Integrated Disbursement and Information System
CDBG Activity Summary Report (GPR) for Program Year 2020
MORRIS COUNTY

Date: 10-Sep-2021
Time: 14:15
Page: 93

PGM Year:	2020	Objective:	Create suitable living environments
Project:	0021 - Jersey Battered Women's Service Child Counseling	Outcome:	Availability/accessibility
IDIS Activity:	1472 - Children's Programs-JBWS	Matrix Code:	Services for victims of domestic violence, dating violence, sexual assault or stalking (05G)
Status:	Open	National Objective:	LMC
Location:	Address Suppressed		

Activity to prevent, prepare for, and respond to Coronavirus: No

Initial Funding Date: 12/18/2020

Description:

JBWS provides counseling services for 12 children of battered women while at the JBWS residential facility.

Financing

	Fund Type	Grant Year	Grant	Funded Amount	Drawn In Program Year	Drawn Thru Program Year
CDBG	EN	2020	B20UC340105	\$20,000.00	\$0.00	\$0.00
Total	Total			\$20,000.00	\$0.00	\$0.00

Proposed Accomplishments

People (General) : 12

Actual Accomplishments

Number assisted:

	Owner		Renter		Total		Person	
	Total	Hispanic	Total	Hispanic	Total	Hispanic	Total	Hispanic
White:	0	0	0	0	0	0	2	0
Black/African American:	0	0	0	0	0	0	0	0
Asian:	0	0	0	0	0	0	0	0
American Indian/Alaskan Native:	0	0	0	0	0	0	0	0
Native Hawaiian/Other Pacific Islander:	0	0	0	0	0	0	0	0
American Indian/Alaskan Native & White:	0	0	0	0	0	0	0	0
Asian White:	0	0	0	0	0	0	0	0
Black/African American & White:	0	0	0	0	0	0	0	0
American Indian/Alaskan Native & Black/African American:	0	0	0	0	0	0	0	0
Other multi-racial:	0	0	0	0	0	0	3	2
Asian/Pacific Islander:	0	0	0	0	0	0	0	0
Hispanic:	0	0	0	0	0	0	0	0
Total:	0	0	0	0	0	0	5	2



U.S. Department of Housing and Urban Development
Office of Community Planning and Development
Integrated Disbursement and Information System
CDBG Activity Summary Report (GPR) for Program Year 2020
MORRIS COUNTY

Date: 10-Sep-2021
Time: 14:15
Page: 94

Female-headed Households:

0 0 0

Income Category:

	Owner	Renter	Total	Person
Extremely Low	0	0	0	5
Low Mod	0	0	0	0
Moderate	0	0	0	0
Non Low Moderate	0	0	0	0
Total	0	0	0	5
Percent Low/Mod				100.0%

Annual Accomplishments

Years	Accomplishment Narrative	# Benefitting
2020	Five children were served	



U.S. Department of Housing and Urban Development
Office of Community Planning and Development
Integrated Disbursement and Information System
CDBG Activity Summary Report (GPR) for Program Year 2020
MORRIS COUNTY

Date: 10-Sep-2021
Time: 14:15
Page: 95

PGM Year:	2020						
Project:	0025 - Homeless Solutions, Inc. Child Care Scholarships						
IDIS Activity:	1473 - Child Care Scholarships-Homeless Solutions						
Status:	Open	Objective:	Create suitable living environments				
Location:	540 W Hanover Ave Morristown, NJ 07960-2500	Outcome:	Availability/accessibility				
		Matrix Code:	Child Care Services (05L)			National Objective:	LMC

Activity to prevent, prepare for, and respond to Coronavirus: No

Initial Funding Date: 12/18/2020

Description:

This activity will provide child care services scholarships that are in Emergency Shelters and Transitional Housing Programs.

Financing

	Fund Type	Grant Year	Grant	Funded Amount	Drawn In Program Year	Drawn Thru Program Year
CDBG	EN	2020	B20UC340105	\$40,000.00	\$0.00	\$0.00
Total	Total			\$40,000.00	\$0.00	\$0.00

Proposed Accomplishments

People (General) : 65

Actual Accomplishments

Number assisted:

	Owner		Renter		Total		Person	
	Total	Hispanic	Total	Hispanic	Total	Hispanic	Total	Hispanic
White:	0	0	0	0	0	0		0
Black/African American:	0	0	0	0	0	0	0	0
Asian:	0	0	0	0	0	0	0	0
American Indian/Alaskan Native:	0	0	0	0	0	0	0	0
Native Hawaiian/Other Pacific Islander:	0	0	0	0	0	0	0	0
American Indian/Alaskan Native & White:	0	0	0	0	0	0	0	0
Asian White:	0	0	0	0	0	0	0	0
Black/African American & White:	0	0	0	0	0	0	0	0
American Indian/Alaskan Native & Black/African American:	0	0	0	0	0	0	0	0
Other multi-racial:	0	0	0	0	0	0	0	0
Asian/Pacific Islander:	0	0	0	0	0	0	0	0
Hispanic:	0	0	0	0	0	0	0	0
Total:	0	0	0	0	0	0	0	0



U.S. Department of Housing and Urban Development
Office of Community Planning and Development
Integrated Disbursement and Information System
CDBG Activity Summary Report (GPR) for Program Year 2020
MORRIS COUNTY

Date: 10-Sep-2021

Time: 14:15

Page: 96

Female-headed Households:

0

0

0

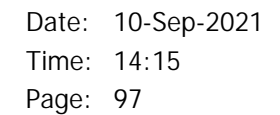
Income Category:

	Owner	Renter	Total	Person
Extremely Low	0	0	0	0
Low Mod	0	0	0	0
Moderate	0	0	0	0
Non Low Moderate	0	0	0	0
Total	0	0	0	0

Percent Low/Mod

Annual Accomplishments

No data returned for this view. This might be because the applied filter excludes all data.



Page: 97 of 136



U.S. Department of Housing and Urban Development
Office of Community Planning and Development
Integrated Disbursement and Information System
CDBG Activity Summary Report (GPR) for Program Year 2020
MORRIS COUNTY

Date: 10-Sep-2021
Time: 14:15
Page: 98

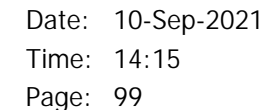
Female-headed Households: 0 0 0

Income Category:

	Owner	Renter	Total	Person
Extremely Low	0	0	0	3
Low Mod	0	0	0	3
Moderate	0	0	0	0
Non Low Moderate	0	0	0	0
Total	0	0	0	6
Percent Low/Mod				100.0%

Annual Accomplishments

Years	Accomplishment Narrative	# Benefitting
2020	6 children were provided scholarship assistance for Childcare.	



National Objective: LMC

Financing

Number assisted:

Page: 99 of 136



U.S. Department of Housing and Urban Development
Office of Community Planning and Development
Integrated Disbursement and Information System
CDBG Activity Summary Report (GPR) for Program Year 2020
MORRIS COUNTY

Date: 10-Sep-2021
Time: 14:15
Page: 100

Female-headed Households:

0 0 0

Income Category:

	Owner	Renter	Total	Person
Extremely Low	0	0	0	0
Low Mod	0	0	0	50
Moderate	0	0	0	0
Non Low Moderate	0	0	0	0
Total	0	0	0	50
Percent Low/Mod				100.0%

Annual Accomplishments

Years	Accomplishment Narrative	# Benefitting
2020	Childcare provided to 50 children.	



U.S. Department of Housing and Urban Development
Office of Community Planning and Development
Integrated Disbursement and Information System
CDBG Activity Summary Report (GPR) for Program Year 2020
MORRIS COUNTY

Date: 10-Sep-2021
Time: 14:15
Page: 101

PGM Year:	2020						
Project:	0022 - CASA						
IDIS Activity:	1476 - Case Supervisor Position-CASA						
Status:	Open	Objective:	Create suitable living environments				
Location:	18 Cattano Ave Morristown, NJ 07960-6846	Outcome:	Availability/accessibility				
		Matrix Code:	Abused and Neglected Children (05N)			National Objective:	LMC

Activity to prevent, prepare for, and respond to Coronavirus: No

Initial Funding Date: 12/18/2020

Description:

Provides salary support for Case Supervisor & Director positions to mentor abused and neglected foster youth who are part of the court system & living in foster homes.

Financing

	Fund Type	Grant Year	Grant	Funded Amount	Drawn In Program Year	Drawn Thru Program Year
CDBG	EN	2020	B20UC340105	\$48,487.00	\$39,420.05	\$39,420.05
Total	Total			\$48,487.00	\$39,420.05	\$39,420.05

Proposed Accomplishments

People (General) : 60

Actual Accomplishments

Number assisted:

	Owner		Renter		Total		Person	
	Total	Hispanic	Total	Hispanic	Total	Hispanic	Total	Hispanic
White:	0	0	0	0	0	0	33	11
Black/African American:	0	0	0	0	0	0	10	5
Asian:	0	0	0	0	0	0	0	0
American Indian/Alaskan Native:	0	0	0	0	0	0	0	0
Native Hawaiian/Other Pacific Islander:	0	0	0	0	0	0	0	0
American Indian/Alaskan Native & White:	0	0	0	0	0	0	0	0
Asian White:	0	0	0	0	0	0	0	0
Black/African American & White:	0	0	0	0	0	0	0	0
American Indian/Alaskan Native & Black/African American:	0	0	0	0	0	0	0	0
Other multi-racial:	0	0	0	0	0	0	1	1
Asian/Pacific Islander:	0	0	0	0	0	0	0	0
Hispanic:	0	0	0	0	0	0	0	0
Total:	0	0	0	0	0	0	44	17



U.S. Department of Housing and Urban Development
Office of Community Planning and Development
Integrated Disbursement and Information System
CDBG Activity Summary Report (GPR) for Program Year 2020
MORRIS COUNTY

Date: 10-Sep-2021
Time: 14:15
Page: 102

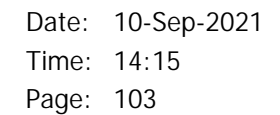
Female-headed Households: 0 0 0

Income Category:

	Owner	Renter	Total	Person
Extremely Low	0	0	0	44
Low Mod	0	0	0	0
Moderate	0	0	0	0
Non Low Moderate	0	0	0	0
Total	0	0	0	44
Percent Low/Mod				100.0%

Annual Accomplishments

Years	Accomplishment Narrative	# Benefitting
2020	Casa served 44 children in foster care.	



Page: 103 of 136



U.S. Department of Housing and Urban Development
Office of Community Planning and Development
Integrated Disbursement and Information System
CDBG Activity Summary Report (GPR) for Program Year 2020
MORRIS COUNTY

Date: 10-Sep-2021
Time: 14:15
Page: 104

Female-headed Households:

0 0 0

Income Category:

	Owner	Renter	Total	Person
Extremely Low	0	0	0	14
Low Mod	0	0	0	0
Moderate	0	0	0	0
Non Low Moderate	0	0	0	0
Total	0	0	0	14
Percent Low/Mod				100.0%

Annual Accomplishments

Years	Accomplishment Narrative	# Benefitting
2020	this funding has helped the organization serve 14 children with clinical counseling so badly needed.	



U.S. Department of Housing and Urban Development
Office of Community Planning and Development
Integrated Disbursement and Information System
CDBG Activity Summary Report (GPR) for Program Year 2020
MORRIS COUNTY

Date: 10-Sep-2021
Time: 14:15
Page: 105

PGM Year:	2020					
Project:	0014 - Hope House Operation Fix It					
IDIS Activity:	1478 - Operation Fix-It Program-Catholic Charities					
Status:	Open	Objective:	Create suitable living environments			
Location:	95 N Cherry Rd Lake Hopatcong, NJ 07849-1757	Outcome:	Sustainability			
		Matrix Code:	Rehab; Single-Unit Residential (14A)	National Objective:	LMH	

Activity to prevent, prepare for, and respond to Coronavirus: No

Initial Funding Date: 06/30/2021

Description:

Provides minor home repairs to low and lowmod income homeowners in order to maintain and stay in their homes.

Financing

	Fund Type	Grant Year	Grant	Funded Amount	Drawn In Program Year	Drawn Thru Program Year
CDBG	EN	2020	B20UC340105	\$99,600.00	\$0.00	\$0.00
Total	Total			\$99,600.00	\$0.00	\$0.00

Proposed Accomplishments

Housing Units : 50

Actual Accomplishments

Number assisted:

	Owner		Renter		Total		Person	
	Total	Hispanic	Total	Hispanic	Total	Hispanic	Total	Hispanic
White:	8	0	0	0	8	0	0	0
Black/African American:	1	0	0	0	1	0	0	0
Asian:	0	0	0	0	0	0	0	0
American Indian/Alaskan Native:	0	0	0	0	0	0	0	0
Native Hawaiian/Other Pacific Islander:	0	0	0	0	0	0	0	0
American Indian/Alaskan Native & White:	0	0	0	0	0	0	0	0
Asian White:	0	0	0	0	0	0	0	0
Black/African American & White:	0	0	0	0	0	0	0	0
American Indian/Alaskan Native & Black/African American:	0	0	0	0	0	0	0	0
Other multi-racial:	0	0	0	0	0	0	0	0
Asian/Pacific Islander:	0	0	0	0	0	0	0	0
Hispanic:	0	0	0	0	0	0	0	0
Total:	9	0	0	0	9	0	0	0



U.S. Department of Housing and Urban Development
Office of Community Planning and Development
Integrated Disbursement and Information System
CDBG Activity Summary Report (GPR) for Program Year 2020
MORRIS COUNTY

Date: 10-Sep-2021
Time: 14:15
Page: 106

Female-headed Households:

0 0 0

Income Category:

	Owner	Renter	Total	Person
Extremely Low	4	0	4	0
Low Mod	5	0	5	0
Moderate	0	0	0	0
Non Low Moderate	0	0	0	0
Total	9	0	9	0
Percent Low/Mod	100.0%		100.0%	

Annual Accomplishments

Years	Accomplishment Narrative	# Benefitting
2020		



U.S. Department of Housing and Urban Development
Office of Community Planning and Development
Integrated Disbursement and Information System
CDBG Activity Summary Report (GPR) for Program Year 2020
MORRIS COUNTY

Date: 10-Sep-2021
Time: 14:15
Page: 107

PGM Year:	2020					
Project:	0016 - Morris County Housing Rehabilitation					
IDIS Activity:	1479 - Rehabilitation Program					
Status:	Open	Objective:	Create suitable living environments			
Location:	1 Medical Dr Morris Plains, NJ 07950-3155	Outcome:	Sustainability			
		Matrix Code:	Rehab; Single-Unit Residential (14A)	National Objective:	LMH	

Activity to prevent, prepare for, and respond to Coronavirus: No

Initial Funding Date: 10/22/2020

Description:

Single Family Rehabilitation Program for LowLow Mod income homeowners.

Financing

	Fund Type	Grant Year	Grant	Funded Amount	Drawn In Program Year	Drawn Thru Program Year
CDBG	EN	2020	B20UC340105	\$25,000.00	\$0.00	\$0.00
	PI			\$9,494.00	\$9,494.00	\$9,494.00
Total	Total			\$34,494.00	\$9,494.00	\$9,494.00

Proposed Accomplishments

Actual Accomplishments

Number assisted:

	Owner		Renter		Total		Person	
	Total	Hispanic	Total	Hispanic	Total	Hispanic	Total	Hispanic
White:	0	0	0	0	0	0		0
Black/African American:	0	0	0	0	0	0	0	0
Asian:	0	0	0	0	0	0	0	0
American Indian/Alaskan Native:	0	0	0	0	0	0	0	0
Native Hawaiian/Other Pacific Islander:	0	0	0	0	0	0	0	0
American Indian/Alaskan Native & White:	0	0	0	0	0	0	0	0
Asian White:	0	0	0	0	0	0	0	0
Black/African American & White:	0	0	0	0	0	0	0	0
American Indian/Alaskan Native & Black/African American:	0	0	0	0	0	0	0	0
Other multi-racial:	0	0	0	0	0	0	0	0
Asian/Pacific Islander:	0	0	0	0	0	0	0	0
Hispanic:	0	0	0	0	0	0	0	0
Total:	0	0	0	0	0	0	0	0



U.S. Department of Housing and Urban Development
Office of Community Planning and Development
Integrated Disbursement and Information System
CDBG Activity Summary Report (GPR) for Program Year 2020
MORRIS COUNTY

Date: 10-Sep-2021
Time: 14:15
Page: 108

Female-headed Households: 0 0 0

Income Category:

	Owner	Renter	Total	Person
Extremely Low	0	0	0	0
Low Mod	0	0	0	0
Moderate	0	0	0	0
Non Low Moderate	0	0	0	0
Total	0	0	0	0

Percent Low/Mod

Annual Accomplishments

Years	Accomplishment Narrative	# Benefitting
2020	Partial payment made - funds are being disbursed from the oldest years first, 1328 and 1343.	



U.S. Department of Housing and Urban Development
Office of Community Planning and Development
Integrated Disbursement and Information System
CDBG Activity Summary Report (GPR) for Program Year 2020
MORRIS COUNTY

Date: 10-Sep-2021
Time: 14:15
Page: 109

PGM Year:	2020					
Project:	0019 - Avidd Community Services Accessibility Project					
IDIS Activity:	1481 - Aging in Place-Group Homes-AVIDD					
Status:	Open	Objective:	Create suitable living environments			
Location:	695 Boonton Ave Boonton, OK 07005-1601	Outcome:	Availability/accessibility			
		Matrix Code:	Rehab; Multi-Unit Residential (14B)	National Objective:	LMH	

Activity to prevent, prepare for, and respond to Coronavirus: No

Initial Funding Date: 12/18/2020

Description:

Activity encompasses deck replacement, accessible ramp and shower in 3 group homes for disabled adults.

Financing

	Fund Type	Grant Year	Grant	Funded Amount	Drawn In Program Year	Drawn Thru Program Year
CDBG	EN	2020	B20UC340105	\$59,225.00	\$0.00	\$0.00
Total	Total			\$59,225.00	\$0.00	\$0.00

Proposed Accomplishments

Housing Units : 14

Actual Accomplishments

Number assisted:

	Owner		Renter		Total		Person	
	Total	Hispanic	Total	Hispanic	Total	Hispanic	Total	Hispanic
White:	0	0	0	0	0	0		0
Black/African American:	0	0	0	0	0	0	0	0
Asian:	0	0	0	0	0	0	0	0
American Indian/Alaskan Native:	0	0	0	0	0	0	0	0
Native Hawaiian/Other Pacific Islander:	0	0	0	0	0	0	0	0
American Indian/Alaskan Native & White:	0	0	0	0	0	0	0	0
Asian White:	0	0	0	0	0	0	0	0
Black/African American & White:	0	0	0	0	0	0	0	0
American Indian/Alaskan Native & Black/African American:	0	0	0	0	0	0	0	0
Other multi-racial:	0	0	0	0	0	0	0	0
Asian/Pacific Islander:	0	0	0	0	0	0	0	0
Hispanic:	0	0	0	0	0	0	0	0
Total:	0	0	0	0	0	0	0	0



U.S. Department of Housing and Urban Development
Office of Community Planning and Development
Integrated Disbursement and Information System
CDBG Activity Summary Report (GPR) for Program Year 2020
MORRIS COUNTY

Date: 10-Sep-2021

Time: 14:15

Page: 110

Female-headed Households: 0 0 0

Income Category:

	Owner	Renter	Total	Person
Extremely Low	0	0	0	0
Low Mod	0	0	0	0
Moderate	0	0	0	0
Non Low Moderate	0	0	0	0
Total	0	0	0	0

Percent Low/Mod

Annual Accomplishments

No data returned for this view. This might be because the applied filter excludes all data.



U.S. Department of Housing and Urban Development
Office of Community Planning and Development
Integrated Disbursement and Information System
CDBG Activity Summary Report (GPR) for Program Year 2020
MORRIS COUNTY

Date: 10-Sep-2021
Time: 14:15
Page: 111

PGM Year:	2020				
Project:	0020 - NewBridge Services, Inc. Rehabilitation				
IDIS Activity:	1482 - Birch Street Rehab-NewBridge Services				
Status:	Open	Objective:	Create suitable living environments		
Location:	411 Birch St Boonton, NJ 07005-1703	Outcome:	Availability/accessibility		
		Matrix Code:	Rehab; Multi-Unit Residential (14B)	National Objective:	LMH

Activity to prevent, prepare for, and respond to Coronavirus: No

Initial Funding Date: 12/18/2020

Description:

A 2 units residential property housing 3 individuals diagnosed with serious mental illness.
Upgrades include a deck, rear entry reconstruction, retaining wall, repaving of driveway and sidewalk.

Financing

	Fund Type	Grant Year	Grant	Funded Amount	Drawn In Program Year	Drawn Thru Program Year
CDBG	EN	2020	B20UC340105	\$52,080.00	\$0.00	\$0.00
Total	Total			\$52,080.00	\$0.00	\$0.00

Proposed Accomplishments

Housing Units : 2

Actual Accomplishments

Number assisted:

	Owner		Renter		Total		Person	
	Total	Hispanic	Total	Hispanic	Total	Hispanic	Total	Hispanic
White:	0	0	0	0	0	0		0
Black/African American:	0	0	0	0	0	0	0	0
Asian:	0	0	0	0	0	0	0	0
American Indian/Alaskan Native:	0	0	0	0	0	0	0	0
Native Hawaiian/Other Pacific Islander:	0	0	0	0	0	0	0	0
American Indian/Alaskan Native & White:	0	0	0	0	0	0	0	0
Asian White:	0	0	0	0	0	0	0	0
Black/African American & White:	0	0	0	0	0	0	0	0
American Indian/Alaskan Native & Black/African American:	0	0	0	0	0	0	0	0
Other multi-racial:	0	0	0	0	0	0	0	0
Asian/Pacific Islander:	0	0	0	0	0	0	0	0
Hispanic:	0	0	0	0	0	0	0	0
Total:	0	0	0	0	0	0	0	0



U.S. Department of Housing and Urban Development
Office of Community Planning and Development
Integrated Disbursement and Information System
CDBG Activity Summary Report (GPR) for Program Year 2020
MORRIS COUNTY

Date: 10-Sep-2021

Time: 14:15

Page: 112

Female-headed Households:

0

0

0

Income Category:

	Owner	Renter	Total	Person
Extremely Low	0	0	0	0
Low Mod	0	0	0	0
Moderate	0	0	0	0
Non Low Moderate	0	0	0	0
Total	0	0	0	0

Percent Low/Mod

Annual Accomplishments

No data returned for this view. This might be because the applied filter excludes all data.



U.S. Department of Housing and Urban Development
Office of Community Planning and Development
Integrated Disbursement and Information System
CDBG Activity Summary Report (GPR) for Program Year 2020
MORRIS COUNTY

Date: 10-Sep-2021
Time: 14:15
Page: 113

PGM Year:	2020						
Project:	0017 - Morris County Housing Authority Morris Mews Security Improvements						
IDIS Activity:	1483 - Mews Security Improvements-MC Housing Authority						
Status:	Open	Objective:	Create suitable living environments				
Location:	93 Ketch Rd Morristown, NJ 07960-2672	Outcome:	Availability/accessibility				
		Matrix Code:	Public Housing Modernization (14C)	National Objective:	LMH		

Activity to prevent, prepare for, and respond to Coronavirus: No

Initial Funding Date: 12/18/2020

Description:

Activity will entail the installation of a security system throughout seven buildings at the Housing Authority's Morris Mews complex. This will include cameras for all entryways/lobby areas, access control system and video intercom system.

Financing

	Fund Type	Grant Year	Grant	Funded Amount	Drawn In Program Year	Drawn Thru Program Year
CDBG	EN	2020	B20UC340105	\$50,000.00	\$0.00	\$0.00
Total	Total			\$50,000.00	\$0.00	\$0.00

Proposed Accomplishments

Housing Units : 134

Actual Accomplishments

Number assisted:

	Owner		Renter		Total		Person	
	Total	Hispanic	Total	Hispanic	Total	Hispanic	Total	Hispanic
White:	0	0	0	0	0	0		0
Black/African American:	0	0	0	0	0	0	0	0
Asian:	0	0	0	0	0	0	0	0
American Indian/Alaskan Native:	0	0	0	0	0	0	0	0
Native Hawaiian/Other Pacific Islander:	0	0	0	0	0	0	0	0
American Indian/Alaskan Native & White:	0	0	0	0	0	0	0	0
Asian White:	0	0	0	0	0	0	0	0
Black/African American & White:	0	0	0	0	0	0	0	0
American Indian/Alaskan Native & Black/African American:	0	0	0	0	0	0	0	0
Other multi-racial:	0	0	0	0	0	0	0	0
Asian/Pacific Islander:	0	0	0	0	0	0	0	0
Hispanic:	0	0	0	0	0	0	0	0
Total:	0	0	0	0	0	0	0	0



U.S. Department of Housing and Urban Development
Office of Community Planning and Development
Integrated Disbursement and Information System
CDBG Activity Summary Report (GPR) for Program Year 2020
MORRIS COUNTY

Date: 10-Sep-2021

Time: 14:15

Page: 114

Female-headed Households:

0

0

0

Income Category:

	Owner	Renter	Total	Person
Extremely Low	0	0	0	0
Low Mod	0	0	0	0
Moderate	0	0	0	0
Non Low Moderate	0	0	0	0
Total	0	0	0	0

Percent Low/Mod

Annual Accomplishments

No data returned for this view. This might be because the applied filter excludes all data.



U.S. Department of Housing and Urban Development
Office of Community Planning and Development
Integrated Disbursement and Information System
CDBG Activity Summary Report (GPR) for Program Year 2020
MORRIS COUNTY

Date: 10-Sep-2021
Time: 14:15
Page: 115

PGM Year:	2020					
Project:	0018 - Madison Housing Authority Loantaka Way HVAC					
IDIS Activity:	1484 - Loantaka Way HVAC-Madison Housing Authority					
Status:	Open	Objective:	Create suitable living environments			
Location:	30 Loantaka Way Apt A 30L Loantaka Way Madison, NJ 07940-1900	Outcome:	Availability/accessibility			
		Matrix Code:	Public Housing Modernization (14C)	National Objective:	LMH	

Activity to prevent, prepare for, and respond to Coronavirus: No

Initial Funding Date: 12/18/2020

Description:

this activity will provide an upgrade in the HVAC systems of 12 apartments for better air ventilation.

Financing

	Fund Type	Grant Year	Grant	Funded Amount	Drawn In Program Year	Drawn Thru Program Year
CDBG	EN	2020	B20UC340105	\$100,000.00	\$0.00	\$0.00
Total	Total			\$100,000.00	\$0.00	\$0.00

Proposed Accomplishments

Housing Units : 12

Actual Accomplishments

Number assisted:

	Owner		Renter		Total		Person	
	Total	Hispanic	Total	Hispanic	Total	Hispanic	Total	Hispanic
White:	0	0	0	0	0	0		0
Black/African American:	0	0	0	0	0	0	0	0
Asian:	0	0	0	0	0	0	0	0
American Indian/Alaskan Native:	0	0	0	0	0	0	0	0
Native Hawaiian/Other Pacific Islander:	0	0	0	0	0	0	0	0
American Indian/Alaskan Native & White:	0	0	0	0	0	0	0	0
Asian White:	0	0	0	0	0	0	0	0
Black/African American & White:	0	0	0	0	0	0	0	0
American Indian/Alaskan Native & Black/African American:	0	0	0	0	0	0	0	0
Other multi-racial:	0	0	0	0	0	0	0	0
Asian/Pacific Islander:	0	0	0	0	0	0	0	0
Hispanic:	0	0	0	0	0	0	0	0
Total:	0	0	0	0	0	0	0	0



U.S. Department of Housing and Urban Development
Office of Community Planning and Development
Integrated Disbursement and Information System
CDBG Activity Summary Report (GPR) for Program Year 2020
MORRIS COUNTY

Date: 10-Sep-2021
Time: 14:15
Page: 116

Female-headed Households:

0 0 0

Income Category:

	Owner	Renter	Total	Person
Extremely Low	0	0	0	0
Low Mod	0	0	0	0
Moderate	0	0	0	0
Non Low Moderate	0	0	0	0
Total	0	0	0	0

Percent Low/Mod

Annual Accomplishments

Years	Accomplishment Narrative	# Benefitting
2020	Work is being rebid due to lack of bidders.	



U.S. Department of Housing and Urban Development
Office of Community Planning and Development
Integrated Disbursement and Information System
CDBG Activity Summary Report (GPR) for Program Year 2020
MORRIS COUNTY

Date: 10-Sep-2021
Time: 14:15
Page: 117

PGM Year:	2020		
Project:	0029 - CDBG Program Administration		
IDIS Activity:	1485 - CDBG Program Administration		
Status:	Open	Objective:	
Location:	,	Outcome:	
		Matrix Code:	General Program Administration (21A)
		National Objective:	

Activity to prevent, prepare for, and respond to Coronavirus: No

Initial Funding Date: 11/18/2020

Description:

CDBG Program Administration

Financing

	Fund Type	Grant Year	Grant	Funded Amount	Drawn In Program Year	Drawn Thru Program Year
CDBG	EN	2020	B20UC340105	\$395,744.00	\$207,726.21	\$207,726.21
Total	Total			\$395,744.00	\$207,726.21	\$207,726.21

Proposed Accomplishments

Actual Accomplishments

Number assisted:

	Owner		Renter		Total		Person	
	Total	Hispanic	Total	Hispanic	Total	Hispanic	Total	Hispanic
White:					0	0		
Black/African American:					0	0		
Asian:					0	0		
American Indian/Alaskan Native:					0	0		
Native Hawaiian/Other Pacific Islander:					0	0		
American Indian/Alaskan Native & White:					0	0		
Asian White:					0	0		
Black/African American & White:					0	0		
American Indian/Alaskan Native & Black/African American:					0	0		
Other multi-racial:					0	0		
Asian/Pacific Islander:					0	0		
Hispanic:					0	0		
Total:	0	0	0	0	0	0	0	0
Female-headed Households:					0			



U.S. Department of Housing and Urban Development
Office of Community Planning and Development
Integrated Disbursement and Information System
CDBG Activity Summary Report (GPR) for Program Year 2020
MORRIS COUNTY

Date: 10-Sep-2021

Time: 14:15

Page: 118

Income Category:

	Owner	Renter	Total	Person
Extremely Low			0	
Low Mod			0	
Moderate			0	
Non Low Moderate			0	
Total	0	0	0	0
Percent Low/Mod				

Annual Accomplishments

No data returned for this view. This might be because the applied filter excludes all data.



U.S. Department of Housing and Urban Development
Office of Community Planning and Development
Integrated Disbursement and Information System
CDBG Activity Summary Report (GPR) for Program Year 2020
MORRIS COUNTY

Date: 10-Sep-2021
Time: 14:15
Page: 119

PGM Year: 2020
Project: 0040 - cv Covid Positive Shelter
IDIS Activity: 1496 - CV COVID Positive Shelter Security/Cleaning

Status: Canceled 7/23/2021 8:40:23 AM
Location: 540 W Hanover Ave Morristown, NJ 07960-2500

Objective: Create suitable living environments
Outcome: Availability/accessibility
Matrix Code: Operating Costs of Homeless/AIDS
Patients Programs (03T)

National Objective: URG

Activity to prevent, prepare for, and respond to Coronavirus: Yes

Initial Funding Date: 01/15/2021

Description:

The security, Cleaning and case management of a COVID Positive Shelter

Financing

No data returned for this view. This might be because the applied filter excludes all data.

Proposed Accomplishments

People (General) : 50

Annual Accomplishments

No data returned for this view. This might be because the applied filter excludes all data.



U.S. Department of Housing and Urban Development
Office of Community Planning and Development
Integrated Disbursement and Information System
CDBG Activity Summary Report (GPR) for Program Year 2020
MORRIS COUNTY

Date: 10-Sep-2021
Time: 14:15
Page: 120

PGM Year: 2020	
Project: 0036 - cv Emergency Shelter Operations	
IDIS Activity: 1497 - CV-Motel Nights/Food/Transportation-Office of Temporary Assistance	
Status: Open	Objective: Create suitable living environments
Location: 540 W Hanover Ave Morristown, NJ 07960-2500	Outcome: Availability/accessibility
	Matrix Code: Operating Costs of Homeless/AIDS Patients Programs (03T)
	National Objective: LMC

Activity to prevent, prepare for, and respond to Coronavirus: Yes

Initial Funding Date: 01/15/2021

Description:

CV-Motel Nights, Food and Transportation for homeless households.

Financing

	Fund Type	Grant Year	Grant	Funded Amount	Drawn In Program Year	Drawn Thru Program Year
CDBG	EN	2020	B20UC340105	\$70,000.00	\$0.00	\$0.00
Total	Total			\$70,000.00	\$0.00	\$0.00

Proposed Accomplishments

People (General) : 50

Actual Accomplishments

Number assisted:

	Owner		Renter		Total		Person	
	Total	Hispanic	Total	Hispanic	Total	Hispanic	Total	Hispanic
White:	0	0	0	0	0	0	3	2
Black/African American:	0	0	0	0	0	0	1	0
Asian:	0	0	0	0	0	0	0	0
American Indian/Alaskan Native:	0	0	0	0	0	0	0	0
Native Hawaiian/Other Pacific Islander:	0	0	0	0	0	0	0	0
American Indian/Alaskan Native & White:	0	0	0	0	0	0	0	0
Asian White:	0	0	0	0	0	0	0	0
Black/African American & White:	0	0	0	0	0	0	0	0
American Indian/Alaskan Native & Black/African American:	0	0	0	0	0	0	0	0
Other multi-racial:	0	0	0	0	0	0	0	0
Asian/Pacific Islander:	0	0	0	0	0	0	0	0
Hispanic:	0	0	0	0	0	0	0	0
Total:	0	0	0	0	0	0	4	2



U.S. Department of Housing and Urban Development
Office of Community Planning and Development
Integrated Disbursement and Information System
CDBG Activity Summary Report (GPR) for Program Year 2020
MORRIS COUNTY

Date: 10-Sep-2021
Time: 14:15
Page: 121

Female-headed Households: 0 0 0

Income Category:

	Owner	Renter	Total	Person
Extremely Low	0	0	0	4
Low Mod	0	0	0	0
Moderate	0	0	0	0
Non Low Moderate	0	0	0	0
Total	0	0	0	4
Percent Low/Mod				100.0%

Annual Accomplishments

Years	Accomplishment Narrative	# Benefitting
2020	Eight (4) households were served with 16 people.	



U.S. Department of Housing and Urban Development
Office of Community Planning and Development
Integrated Disbursement and Information System
CDBG Activity Summary Report (GPR) for Program Year 2020
MORRIS COUNTY

Date: 10-Sep-2021
Time: 14:15
Page: 122

PGM Year:	2020				
Project:	0039 - cv Public Services - food pantry and nutrition sites				
IDIS Activity:	1498 - CV-Handwashing Stations/Showers				
Status:	Canceled 7/23/2021 8:38:54 AM	Objective:	Create suitable living environments		
Location:	540 W Hanover Ave Morristown, NJ 07960-2500	Outcome:	Availability/accessibility		
		Matrix Code:	Operating Costs of Homeless/AIDS Patients Programs (03T)	National Objective:	LMC

Activity to prevent, prepare for, and respond to Coronavirus: Yes

Initial Funding Date: 01/15/2021

Description:

Provided handwashing stations and shower facilities.

Financing

No data returned for this view. This might be because the applied filter excludes all data.

Proposed Accomplishments

People (General) : 50

Actual Accomplishments

Number assisted:

	Owner		Renter		Total		Person	
	Total	Hispanic	Total	Hispanic	Total	Hispanic	Total	Hispanic
White:	0	0	0	0	0	0		0
Black/African American:	0	0	0	0	0	0	0	0
Asian:	0	0	0	0	0	0	0	0
American Indian/Alaskan Native:	0	0	0	0	0	0	0	0
Native Hawaiian/Other Pacific Islander:	0	0	0	0	0	0	0	0
American Indian/Alaskan Native & White:	0	0	0	0	0	0	0	0
Asian White:	0	0	0	0	0	0	0	0
Black/African American & White:	0	0	0	0	0	0	0	0
American Indian/Alaskan Native & Black/African American:	0	0	0	0	0	0	0	0
Other multi-racial:	0	0	0	0	0	0	0	0



U.S. Department of Housing and Urban Development
Office of Community Planning and Development
Integrated Disbursement and Information System
CDBG Activity Summary Report (GPR) for Program Year 2020
MORRIS COUNTY

Date: 10-Sep-2021
Time: 14:15
Page: 123

Asian/Pacific Islander:	0	0	0	0	0	0	0	0
Hispanic:	0	0	0	0	0	0	0	0
Total:	0	0	0	0	0	0	0	0

Female-headed Households:	0	0	0	0	0	0	0	0
---------------------------	---	---	---	---	---	---	---	---

Income Category:

	Owner	Renter	Total	Person
Extremely Low	0	0	0	0
Low Mod	0	0	0	0
Moderate	0	0	0	0
Non Low Moderate	0	0	0	0
Total	0	0	0	0

Percent Low/Mod

Annual Accomplishments

No data returned for this view. This might be because the applied filter excludes all data.



U.S. Department of Housing and Urban Development
Office of Community Planning and Development
Integrated Disbursement and Information System
CDBG Activity Summary Report (GPR) for Program Year 2020
MORRIS COUNTY

Date: 10-Sep-2021
Time: 14:15
Page: 124

PGM Year:	2020				
Project:	0038 - CV Warming Center Expansion				
IDIS Activity:	1499 - CV-Warming Center Extension				
Status:	Canceled 7/23/2021 8:38:24 AM	Objective:	Create suitable living environments		
Location:	540 W Hanover Ave Morristown, NJ 07960-2500	Outcome:	Availability/accessibility		
		Matrix Code:	Operating Costs of Homeless/AIDS Patients Programs (03T)	National Objective:	LMC

Activity to prevent, prepare for, and respond to Coronavirus: Yes

Initial Funding Date: 01/15/2021

Description:

Warming Center extension

Financing

No data returned for this view. This might be because the applied filter excludes all data.

Proposed Accomplishments

People (General) : 50

Actual Accomplishments

Number assisted:

	Owner		Renter		Total		Person	
	Total	Hispanic	Total	Hispanic	Total	Hispanic	Total	Hispanic
White:	0	0	0	0	0	0		0
Black/African American:	0	0	0	0	0	0	0	0
Asian:	0	0	0	0	0	0	0	0
American Indian/Alaskan Native:	0	0	0	0	0	0	0	0
Native Hawaiian/Other Pacific Islander:	0	0	0	0	0	0	0	0
American Indian/Alaskan Native & White:	0	0	0	0	0	0	0	0
Asian White:	0	0	0	0	0	0	0	0
Black/African American & White:	0	0	0	0	0	0	0	0
American Indian/Alaskan Native & Black/African American:	0	0	0	0	0	0	0	0
Other multi-racial:	0	0	0	0	0	0	0	0



U.S. Department of Housing and Urban Development
Office of Community Planning and Development
Integrated Disbursement and Information System
CDBG Activity Summary Report (GPR) for Program Year 2020
MORRIS COUNTY

Date: 10-Sep-2021
Time: 14:15
Page: 125

Asian/Pacific Islander:	0	0	0	0	0	0	0	0
Hispanic:	0	0	0	0	0	0	0	0
Total:	0	0	0	0	0	0	0	0

Female-headed Households:	0	0	0	0	0	0	0	0
---------------------------	---	---	---	---	---	---	---	---

Income Category:

	Owner	Renter	Total	Person
Extremely Low	0	0	0	0
Low Mod	0	0	0	0
Moderate	0	0	0	0
Non Low Moderate	0	0	0	0
Total	0	0	0	0

Percent Low/Mod

Annual Accomplishments

No data returned for this view. This might be because the applied filter excludes all data.



U.S. Department of Housing and Urban Development
Office of Community Planning and Development
Integrated Disbursement and Information System
CDBG Activity Summary Report (GPR) for Program Year 2020
MORRIS COUNTY

Date: 10-Sep-2021
Time: 14:15
Page: 126

PGM Year: 2020
Project: 0036 - cv Emergency Shelter Operations
IDIS Activity: 1500 - CV-Security @ RDD
Status: Canceled 7/23/2021 8:38:07 AM
Location: 28 Ruth Davis Drive Parsippany, NJ 07054

Objective: Create suitable living environments
Outcome: Availability/accessibility
Matrix Code: Operating Costs of Homeless/AIDS Patients Programs (03T)
National Objective: LMC

Activity to prevent, prepare for, and respond to Coronavirus: Yes

Initial Funding Date: 01/15/2021

Description:

providing security at houses for shelter at Ruth Davis Drive

Financing

No data returned for this view. This might be because the applied filter excludes all data.

Proposed Accomplishments

People (General) : 30

Actual Accomplishments

Number assisted:

	Owner		Renter		Total		Person	
	Total	Hispanic	Total	Hispanic	Total	Hispanic	Total	Hispanic
White:	0	0	0	0	0	0		0
Black/African American:	0	0	0	0	0	0	0	0
Asian:	0	0	0	0	0	0	0	0
American Indian/Alaskan Native:	0	0	0	0	0	0	0	0
Native Hawaiian/Other Pacific Islander:	0	0	0	0	0	0	0	0
American Indian/Alaskan Native & White:	0	0	0	0	0	0	0	0
Asian White:	0	0	0	0	0	0	0	0
Black/African American & White:	0	0	0	0	0	0	0	0
American Indian/Alaskan Native & Black/African American:	0	0	0	0	0	0	0	0
Other multi-racial:	0	0	0	0	0	0	0	0



U.S. Department of Housing and Urban Development
Office of Community Planning and Development
Integrated Disbursement and Information System
CDBG Activity Summary Report (GPR) for Program Year 2020
MORRIS COUNTY

Date: 10-Sep-2021
Time: 14:15
Page: 127

Asian/Pacific Islander:	0	0	0	0	0	0	0	0
Hispanic:	0	0	0	0	0	0	0	0
Total:	0	0	0	0	0	0	0	0

Female-headed Households:	0	0	0	0	0	0	0	0
---------------------------	---	---	---	---	---	---	---	---

Income Category:

	Owner	Renter	Total	Person
Extremely Low	0	0	0	0
Low Mod	0	0	0	0
Moderate	0	0	0	0
Non Low Moderate	0	0	0	0
Total	0	0	0	0

Percent Low/Mod

Annual Accomplishments

No data returned for this view. This might be because the applied filter excludes all data.



U.S. Department of Housing and Urban Development
Office of Community Planning and Development
Integrated Disbursement and Information System
CDBG Activity Summary Report (GPR) for Program Year 2020
MORRIS COUNTY

Date: 10-Sep-2021
Time: 14:15
Page: 128

PGM Year:	2020								
Project:	0042 - CV Testing								
IDIS Activity:	1501 - CV-COVID Testing								
Status:	Canceled 7/23/2021 8:37:20 AM	Objective:	Create suitable living environments						
Location:	540 W Hanover Ave Morristown, NJ 07960-2500	Outcome:	Availability/accessibility						
		Matrix Code:	Health Services (05M)					National Objective:	LMC

Activity to prevent, prepare for, and respond to Coronavirus: Yes

Initial Funding Date: 01/15/2021

Description:

Providing COVID Testing

Financing

No data returned for this view. This might be because the applied filter excludes all data.

Proposed Accomplishments

People (General) : 100

Actual Accomplishments

Number assisted:

	Owner		Renter		Total		Person	
	Total	Hispanic	Total	Hispanic	Total	Hispanic	Total	Hispanic
White:	0	0	0	0	0	0		0
Black/African American:	0	0	0	0	0	0	0	0
Asian:	0	0	0	0	0	0	0	0
American Indian/Alaskan Native:	0	0	0	0	0	0	0	0
Native Hawaiian/Other Pacific Islander:	0	0	0	0	0	0	0	0
American Indian/Alaskan Native & White:	0	0	0	0	0	0	0	0
Asian White:	0	0	0	0	0	0	0	0
Black/African American & White:	0	0	0	0	0	0	0	0
American Indian/Alaskan Native & Black/African American:	0	0	0	0	0	0	0	0
Other multi-racial:	0	0	0	0	0	0	0	0



U.S. Department of Housing and Urban Development
Office of Community Planning and Development
Integrated Disbursement and Information System
CDBG Activity Summary Report (GPR) for Program Year 2020
MORRIS COUNTY

Date: 10-Sep-2021
Time: 14:15
Page: 129

Asian/Pacific Islander:	0	0	0	0	0	0	0	0
Hispanic:	0	0	0	0	0	0	0	0
Total:	0	0	0	0	0	0	0	0

Female-headed Households:	0	0	0
---------------------------	---	---	---

Income Category:

	Owner	Renter	Total	Person
Extremely Low	0	0	0	0
Low Mod	0	0	0	0
Moderate	0	0	0	0
Non Low Moderate	0	0	0	0
Total	0	0	0	0

Percent Low/Mod

Annual Accomplishments

No data returned for this view. This might be because the applied filter excludes all data.



U.S. Department of Housing and Urban Development
Office of Community Planning and Development
Integrated Disbursement and Information System
CDBG Activity Summary Report (GPR) for Program Year 2020
MORRIS COUNTY

Date: 10-Sep-2021
Time: 14:15
Page: 130

PGM Year:	2020					
Project:	0039 - cv Public Services - food pantry and nutrition sites					
IDIS Activity:	1502 - CV-Food Reimbursement - Pantries					
Status:	Open	Objective:	Create suitable living environments			
Location:	540 W Hanover Ave Morristown, NJ 07960-2500	Outcome:	Availability/accessibility			
		Matrix Code:	Other Public Services Not Listed in 05A-05Y, 03T (05Z)	National Objective:	LMC	

Activity to prevent, prepare for, and respond to Coronavirus: Yes

Initial Funding Date: 01/15/2021

Description:

Food reimbursement providing food to food pantry.

Financing

	Fund Type	Grant Year	Grant	Funded Amount	Drawn In Program Year	Drawn Thru Program Year
CDBG	EN	2020	B20UC340105	\$30,000.00	\$0.00	\$0.00
Total	Total			\$30,000.00	\$0.00	\$0.00

Proposed Accomplishments

People (General) : 100

Actual Accomplishments

Number assisted:

	Owner		Renter		Total		Person	
	Total	Hispanic	Total	Hispanic	Total	Hispanic	Total	Hispanic
White:	0	0	0	0	0	0		0
Black/African American:	0	0	0	0	0	0	0	0
Asian:	0	0	0	0	0	0	0	0
American Indian/Alaskan Native:	0	0	0	0	0	0	0	0
Native Hawaiian/Other Pacific Islander:	0	0	0	0	0	0	0	0
American Indian/Alaskan Native & White:	0	0	0	0	0	0	0	0
Asian White:	0	0	0	0	0	0	0	0
Black/African American & White:	0	0	0	0	0	0	0	0
American Indian/Alaskan Native & Black/African American:	0	0	0	0	0	0	0	0
Other multi-racial:	0	0	0	0	0	0	0	0
Asian/Pacific Islander:	0	0	0	0	0	0	0	0
Hispanic:	0	0	0	0	0	0	0	0
Total:	0	0	0	0	0	0	0	0



U.S. Department of Housing and Urban Development
Office of Community Planning and Development
Integrated Disbursement and Information System
CDBG Activity Summary Report (GPR) for Program Year 2020
MORRIS COUNTY

Date: 10-Sep-2021

Time: 14:15

Page: 131

Female-headed Households:

0

0

0

Income Category:

	Owner	Renter	Total	Person
Extremely Low	0	0	0	0
Low Mod	0	0	0	0
Moderate	0	0	0	0
Non Low Moderate	0	0	0	0
Total	0	0	0	0

Percent Low/Mod

Annual Accomplishments

No data returned for this view. This might be because the applied filter excludes all data.



U.S. Department of Housing and Urban Development
Office of Community Planning and Development
Integrated Disbursement and Information System
CDBG Activity Summary Report (GPR) for Program Year 2020
MORRIS COUNTY

Date: 10-Sep-2021
Time: 14:15
Page: 132

PGM Year:	2020					
Project:	0039 - cv Public Services - food pantry and nutrition sites					
IDIS Activity:	1504 - CV - Food Nutrition Program					
Status:	Open	Objective:	Create suitable living environments			
Location:	1 Medical Dr Morris Plains, NJ 07950-3155	Outcome:	Availability/accessibility			
		Matrix Code:	Other Public Services Not Listed in 05A-05Y, 03T (05Z)	National Objective:	LMC	

Activity to prevent, prepare for, and respond to Coronavirus: Yes

Initial Funding Date: 01/15/2021

Description:

Hazard Pay for food delivery during Covid

Financing

	Fund Type	Grant Year	Grant	Funded Amount	Drawn In Program Year	Drawn Thru Program Year
CDBG	EN	2020	B20UC340105	\$27,339.00	\$0.00	\$0.00
Total	Total			\$27,339.00	\$0.00	\$0.00

Proposed Accomplishments

People (General) : 25

Actual Accomplishments

Number assisted:

	Owner		Renter		Total		Person	
	Total	Hispanic	Total	Hispanic	Total	Hispanic	Total	Hispanic
White:	0	0	0	0	0	0		0
Black/African American:	0	0	0	0	0	0	0	0
Asian:	0	0	0	0	0	0	0	0
American Indian/Alaskan Native:	0	0	0	0	0	0	0	0
Native Hawaiian/Other Pacific Islander:	0	0	0	0	0	0	0	0
American Indian/Alaskan Native & White:	0	0	0	0	0	0	0	0
Asian White:	0	0	0	0	0	0	0	0
Black/African American & White:	0	0	0	0	0	0	0	0
American Indian/Alaskan Native & Black/African American:	0	0	0	0	0	0	0	0
Other multi-racial:	0	0	0	0	0	0	0	0
Asian/Pacific Islander:	0	0	0	0	0	0	0	0
Hispanic:	0	0	0	0	0	0	0	0
Total:	0	0	0	0	0	0	0	0



U.S. Department of Housing and Urban Development
Office of Community Planning and Development
Integrated Disbursement and Information System
CDBG Activity Summary Report (GPR) for Program Year 2020
MORRIS COUNTY

Date: 10-Sep-2021

Time: 14:15

Page: 133

Female-headed Households:

0

0

0

Income Category:

	Owner	Renter	Total	Person
Extremely Low	0	0	0	0
Low Mod	0	0	0	0
Moderate	0	0	0	0
Non Low Moderate	0	0	0	0
Total	0	0	0	0

Percent Low/Mod

Annual Accomplishments

No data returned for this view. This might be because the applied filter excludes all data.



U.S. Department of Housing and Urban Development
Office of Community Planning and Development
Integrated Disbursement and Information System
CDBG Activity Summary Report (GPR) for Program Year 2020
MORRIS COUNTY

Date: 10-Sep-2021
Time: 14:15
Page: 134

PGM Year: 2020
Project: 0043 - CDBG CV Interfaith - mobile delivery
IDIS Activity: 1505 - CDBG CV-1 Interfaith Food Pantry-Mobile Delivery
Status: Open
Location: 2 Executive Dr Morris Plains, NJ 07950-2153
Objective: Provide decent affordable housing
Outcome: Affordability
Matrix Code: Food Banks (05W)
National Objective: LMC

Activity to prevent, prepare for, and respond to Coronavirus: Yes

Initial Funding Date: 01/14/2021

Description:

This activity will deliver food to lowlow mod and elderly people directly impacted by the COVID.

Financing

	Fund Type	Grant Year	Grant	Funded Amount	Drawn In Program Year	Drawn Thru Program Year
CDBG	EN	2020	B20UC340105	\$154,750.00	\$0.00	\$0.00
Total	Total			\$154,750.00	\$0.00	\$0.00

Proposed Accomplishments

People (General) : 50

Actual Accomplishments

Number assisted:

	Owner		Renter		Total		Person	
	Total	Hispanic	Total	Hispanic	Total	Hispanic	Total	Hispanic
White:	0	0	0	0	0	0		0
Black/African American:	0	0	0	0	0	0	0	0
Asian:	0	0	0	0	0	0	0	0
American Indian/Alaskan Native:	0	0	0	0	0	0	0	0
Native Hawaiian/Other Pacific Islander:	0	0	0	0	0	0	0	0
American Indian/Alaskan Native & White:	0	0	0	0	0	0	0	0
Asian White:	0	0	0	0	0	0	0	0
Black/African American & White:	0	0	0	0	0	0	0	0
American Indian/Alaskan Native & Black/African American:	0	0	0	0	0	0	0	0
Other multi-racial:	0	0	0	0	0	0	0	0
Asian/Pacific Islander:	0	0	0	0	0	0	0	0
Hispanic:	0	0	0	0	0	0	0	0
Total:	0	0	0	0	0	0	0	0



U.S. Department of Housing and Urban Development
Office of Community Planning and Development
Integrated Disbursement and Information System
CDBG Activity Summary Report (GPR) for Program Year 2020
MORRIS COUNTY

Date: 10-Sep-2021
Time: 14:15
Page: 135

Female-headed Households:

0 0 0

Income Category:

	Owner	Renter	Total	Person
Extremely Low	0	0	0	0
Low Mod	0	0	0	0
Moderate	0	0	0	0
Non Low Moderate	0	0	0	0
Total	0	0	0	0

Percent Low/Mod

Annual Accomplishments

Years	Accomplishment Narrative	# Benefitting
2020	no beneficiareis to date	



U.S. Department of Housing and Urban Development
Office of Community Planning and Development
Integrated Disbursement and Information System
CDBG Activity Summary Report (GPR) for Program Year 2020
MORRIS COUNTY

Date: 10-Sep-2021

Time: 14:15

Page: 136

Total Funded Amount:	\$6,411,676.84
Total Drawn Thru Program Year:	\$2,882,978.49
Total Drawn In Program Year:	\$1,978,536.72



U.S. Department of Housing and Urban Development
Office of Community Planning and Development
Integrated Disbursement and Information System
CDBG Summary of Accomplishments
Program Year: 2020

DATE: 09-10-21
TIME: 14:14
PAGE: 1

MORRIS COUNTY

Count of CDBG Activities with Disbursements by Activity Group & Matrix Code

Activity Group	Activity Category	Open Count	Open Activities Disbursed	Completed Count	Completed Activities Disbursed	Program Year Count	Total Activities Disbursed
Housing	Rehab; Single-Unit Residential (14A)	4	\$28,909.00	3	\$216,339.43	7	\$245,248.43
	Rehab; Multi-Unit Residential (14B)	2	\$0.00	0	\$0.00	2	\$0.00
	Public Housing Modernization (14C)	2	\$0.00	0	\$0.00	2	\$0.00
	Rehabilitation Administration (14H)	2	\$137,990.39	1	\$0.00	3	\$137,990.39
	Total Housing	10	\$166,899.39	4	\$216,339.43	14	\$383,238.82
Public Facilities and Improvements	Senior Centers (03A)	6	\$0.00	3	\$84,447.62	9	\$84,447.62
	Facility for Persons with Disabilities (03B)	1	\$0.00	1	\$61,711.00	2	\$61,711.00
	Neighborhood Facilities (03E)	0	\$0.00	1	\$0.00	1	\$0.00
	Parks, Recreational Facilities (03F)	4	\$72,000.00	1	\$20,370.00	5	\$92,370.00
	Parking Facilities (03G)	2	\$0.00	0	\$0.00	2	\$0.00
	Flood Drainage Improvements (03I)	1	\$32,669.24	0	\$0.00	1	\$32,669.24
	Water/Sewer Improvements (03J)	4	\$0.00	5	\$366,000.00	9	\$366,000.00
	Street Improvements (03K)	3	\$0.00	2	\$160,000.00	5	\$160,000.00
	Fire Station/Equipment (03O)	0	\$0.00	1	\$66,200.00	1	\$66,200.00
	Health Facilities (03P)	2	\$30,000.00	0	\$0.00	2	\$30,000.00
	Total Public Facilities and Improvements	23	\$134,669.24	14	\$758,728.62	37	\$893,397.86
Public Services	Operating Costs of Homeless/AIDS Patients Programs (03T)	1	\$0.00	0	\$0.00	1	\$0.00
	Senior Services (05A)	0	\$0.00	1	\$44,000.00	1	\$44,000.00
	Youth Services (05D)	1	\$49,800.00	0	\$0.00	1	\$49,800.00
	Services for victims of domestic violence, dating violence, sexual assault or stalking (05G)	1	\$0.00	1	\$20,000.00	2	\$20,000.00
	Employment Training (05H)	1	\$0.00	0	\$0.00	1	\$0.00
	Child Care Services (05L)	3	\$20,000.00	3	\$95,208.00	6	\$115,208.00
	Abused and Neglected Children (05N)	1	\$39,420.05	2	\$58,038.77	3	\$97,458.82
	Food Banks (05W)	1	\$0.00	0	\$0.00	1	\$0.00
	Other Public Services Not Listed in 05A-05Y, 03T (05Z)	2	\$0.00	1	\$40,000.00	3	\$40,000.00
	Total Public Services	11	\$109,220.05	8	\$257,246.77	19	\$366,466.82



U.S. Department of Housing and Urban Development
Office of Community Planning and Development
Integrated Disbursement and Information System
CDBG Summary of Accomplishments
Program Year: 2020

DATE: 09-10-21
TIME: 14:14
PAGE: 2

MORRIS COUNTY

Activity Group	Activity Category	Open Count	Open Activities Disbursed	Completed Count	Completed Activities Disbursed	Program Year Count	Total Activities Disbursed
General Administration and Planning	General Program Administration (21A)	2	\$335,433.22	2	\$0.00	4	\$335,433.22
	Total General Administration and Planning	2	\$335,433.22	2	\$0.00	4	\$335,433.22
Grand Total		46	\$746,221.90	28	\$1,232,314.82	74	\$1,978,536.72



U.S. Department of Housing and Urban Development
Office of Community Planning and Development
Integrated Disbursement and Information System
CDBG Summary of Accomplishments
Program Year: 2020

DATE: 09-10-21
TIME: 14:14
PAGE: 3

MORRIS COUNTY

CDBG Sum of Actual Accomplishments by Activity Group and Accomplishment Type

Activity Group	Matrix Code	Accomplishment Type	Open Count	Completed Count	Program Year Totals
Housing	Rehab; Single-Unit Residential (14A)	Housing Units	9	52	61
	Rehab; Multi-Unit Residential (14B)	Housing Units	0	0	0
	Public Housing Modernization (14C)	Housing Units	0	0	0
	Rehabilitation Administration (14H)	Housing Units	0	0	0
	Total Housing		9	52	61
Public Facilities and Improvements	Senior Centers (03A)	Public Facilities	0	34	34
	Facility for Persons with Disabilities (03B)	Public Facilities	0	4	4
	Neighborhood Facilities (03E)	Public Facilities	0	636	636
	Parks, Recreational Facilities (03F)	Public Facilities	19,315	13,000	32,315
	Parking Facilities (03G)	Public Facilities	14,865	0	14,865
	Flood Drainage Improvements (03I)	Public Facilities	815	0	815
	Water/Sewer Improvements (03J)	Persons	3,340	14,480	17,820
	Street Improvements (03K)	Persons	0	3,505	3,505
	Fire Station/Equipment (03O)	Public Facilities	0	3,190	3,190
	Health Facilities (03P)	Public Facilities	0	0	0
	Total Public Facilities and Improvements		38,335	34,849	73,184
Public Services	Operating Costs of Homeless/AIDS Patients Programs (03T)	Persons	4	0	4
	Senior Services (05A)	Persons	0	11	11
	Youth Services (05D)	Persons	0	0	0
	Services for victims of domestic violence, dating violence, sexual assault or stalking (05G)	Persons	5	4	9
	Employment Training (05H)	Persons	0	0	0
	Child Care Services (05L)	Persons	51	96	147
	Abused and Neglected Children (05N)	Persons	44	55	99
	Food Banks (05W)	Persons	0	0	0
	Other Public Services Not Listed in 05A-05Y, 03T (05Z)	Persons	0	206	206
	Total Public Services		104	372	476
Grand Total			38,448	35,273	73,721



U.S. Department of Housing and Urban Development
Office of Community Planning and Development
Integrated Disbursement and Information System
CDBG Summary of Accomplishments
Program Year: 2020

DATE: 09-10-21
TIME: 14:14
PAGE: 4

MORRIS COUNTY

CDBG Beneficiaries by Racial / Ethnic Category

Housing-Non Housing	Race	Total Persons		Total Hispanic Persons Total Households		Total Hispanic Households
Housing	White	0	0	53	4	
	Black/African American	0	0	7	0	
	Other multi-racial	0	0	1	1	
	Total Housing	0	0	61	5	
Non Housing	White	903	182	0	0	
		3	2	0	0	
	Black/African American	162	14	0	0	
		1	0	0	0	
	Asian	34	0	0	0	
	American Indian/Alaskan Native	7	3	0	0	
	Native Hawaiian/Other Pacific Islander	5	3	0	0	
	Black/African American & White	10	3	0	0	
	Amer. Indian/Alaskan Native & Black/African Amer.	2	1	0	0	
	Other multi-racial	23	7	0	0	
	Total Non Housing	1,150	215	0	0	
Grand Total	White	903	182	53	4	
		3	2	0	0	
	Black/African American	162	14	7	0	
		1	0	0	0	
	Asian	34	0	0	0	
	American Indian/Alaskan Native	7	3	0	0	
	Native Hawaiian/Other Pacific Islander	5	3	0	0	
	Black/African American & White	10	3	0	0	
	Amer. Indian/Alaskan Native & Black/African Amer.	2	1	0	0	
	Other multi-racial	23	7	1	1	
	Total Grand Total	1,150	215	61	5	



U.S. Department of Housing and Urban Development
Office of Community Planning and Development
Integrated Disbursement and Information System
CDBG Summary of Accomplishments
Program Year: 2020

DATE: 09-10-21
TIME: 14:14
PAGE: 5

MORRIS COUNTY

CDBG Beneficiaries by Income Category

	Income Levels	Owner Occupied	Renter Occupied	Persons
Housing	Extremely Low ($\leq 30\%$)	10	0	0
	Low ($>30\%$ and $\leq 50\%$)	10	0	0
	Mod ($>50\%$ and $\leq 80\%$)	9	0	0
	Total Low-Mod	29	0	0
	Non Low-Mod ($>80\%$)	0	0	0
	Total Beneficiaries	29	0	0
Non Housing	Extremely Low ($\leq 30\%$)	0	0	298
		0	0	4
	Low ($>30\%$ and $\leq 50\%$)	0	0	77
		0	0	0
	Mod ($>50\%$ and $\leq 80\%$)	0	0	19
		0	0	0
	Total Low-Mod	0	0	394
		0	0	4
	Non Low-Mod ($>80\%$)	0	0	0
		0	0	0
	Total Beneficiaries	0	0	394
		0	0	4



U.S. Department of Housing and Urban Development
Office of Community Planning and Development
Integrated Disbursement and Information System
HOME Summary of Accomplishments

DATE: 08-28-21
TIME: 8:14
PAGE: 1

Program Year: 2020
Start Date 01-Jul-2020 - End Date 30-Jun-2021
MORRIS COUNTY CONSORTIUM
Home Disbursements and Unit Completions

Activity Type	Disbursed Amount	Units Completed	Units Occupied
Rentals	\$309,710.00	4	4
TBRA Families	\$2,809.50	1	1
Total, Rentals and TBRA	\$312,519.50	5	5
Grand Total	\$312,519.50	5	5

Home Unit Completions by Percent of Area Median Income

Activity Type	Units Completed			
	0% - 30%	31% - 50%	Total 0% - 60%	Total 0% - 80%
Rentals	2	2	4	4
TBRA Families	1	0	1	1
Total, Rentals and TBRA	3	2	5	5
Grand Total	3	2	5	5



U.S. Department of Housing and Urban Development
Office of Community Planning and Development
Integrated Disbursement and Information System
HOME Summary of Accomplishments

DATE: 08-28-21
TIME: 8:14
PAGE: 2

Program Year: 2020

Start Date 01-Jul-2020 - End Date 30-Jun-2021

MORRIS COUNTY CONSORTIUM

Home Unit Reported As Vacant

Activity Type	Reported as Vacant
Rentals	0
TBRA Families	0
Total, Rentals and TBRA	0
Grand Total	0



U.S. Department of Housing and Urban Development
Office of Community Planning and Development
Integrated Disbursement and Information System
HOME Summary of Accomplishments

DATE: 08-28-21
TIME: 8:14
PAGE: 3

Program Year: 2020

Start Date 01-Jul-2020 - End Date 30-Jun-2021

MORRIS COUNTY CONSORTIUM

Home Unit Completions by Racial / Ethnic Category

	Rentals		TBRA Families	
	Units Completed	Units Completed - Hispanics	Units Completed	Units Completed - Hispanics
White	2	2	1	1
Black/African American	2	0	0	0
Total	4	2	1	1

	Total, Rentals and TBRA		Grand Total	
	Units Completed	Units Completed - Hispanics	Units Completed	Units Completed - Hispanics
White	3	3	3	3
Black/African American	2	0	2	0
Total	5	3	5	3