

Commissioned by the New Jersey Housing and Mortgage Finance Agency, New Jersey's annual Point-in-Time (PIT) Count of the Homeless provides a statewide snapshot and important demographic insights on individuals and families experiencing homelessness, with the goal of allocating housing resources and services to prevent and end homelessness.

To view the full Point-in-Time report, visit [www.monarchhousing.org](http://www.monarchhousing.org)

# 465

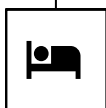
People were experiencing homelessness in Morris County on January 24, 2023



# 29

PEOPLE WERE

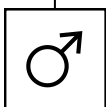
## UNSHELTERED



# 436


PEOPLE WERE

## SHELTERED<sup>†</sup>



# 55%

IDENTIFIED AS MALE




# 43%

IDENTIFIED AS FEMALE



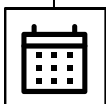
# 22%

WERE CHILDREN UNDER 18 Y/O



# 18%

WERE ADULTS AGES 55+



# 28%

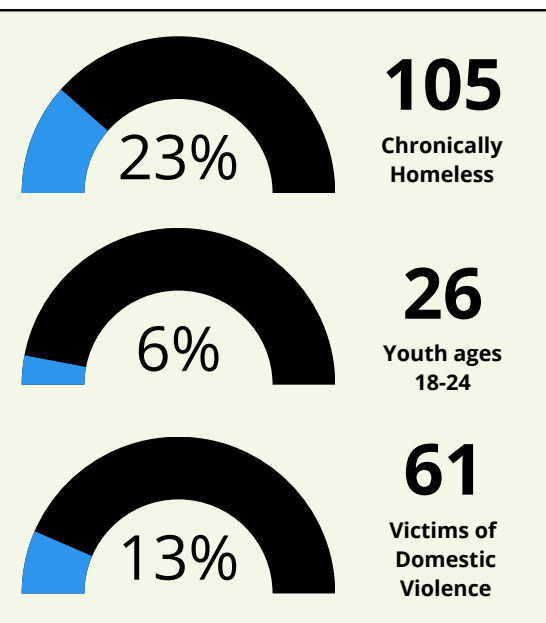
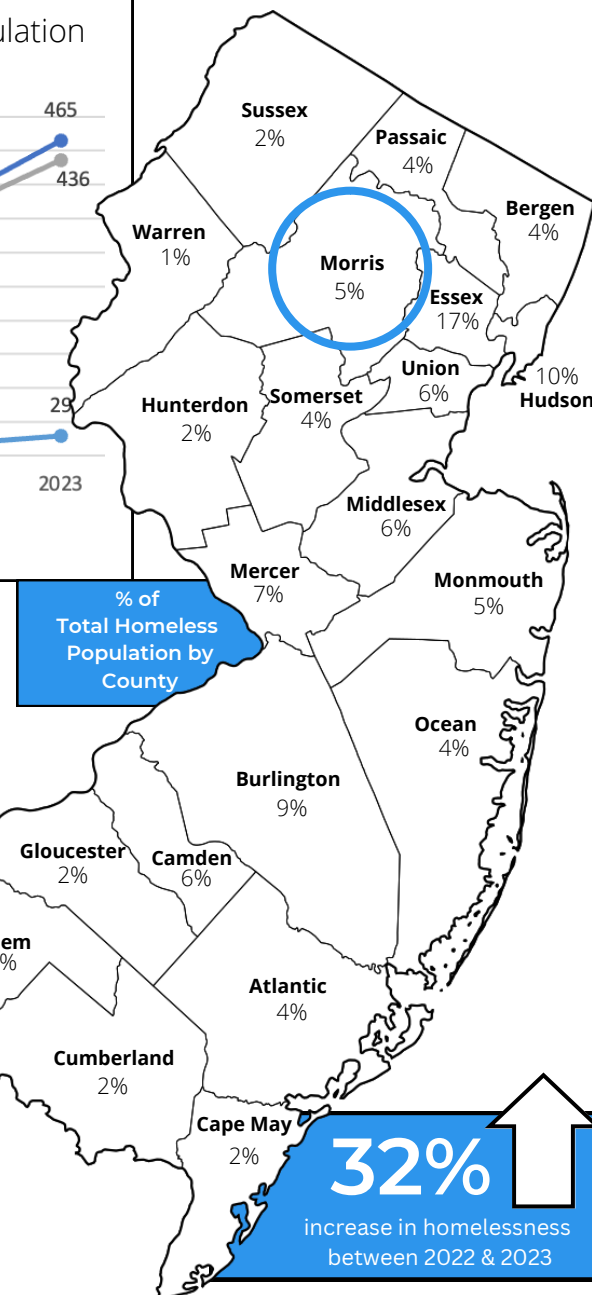
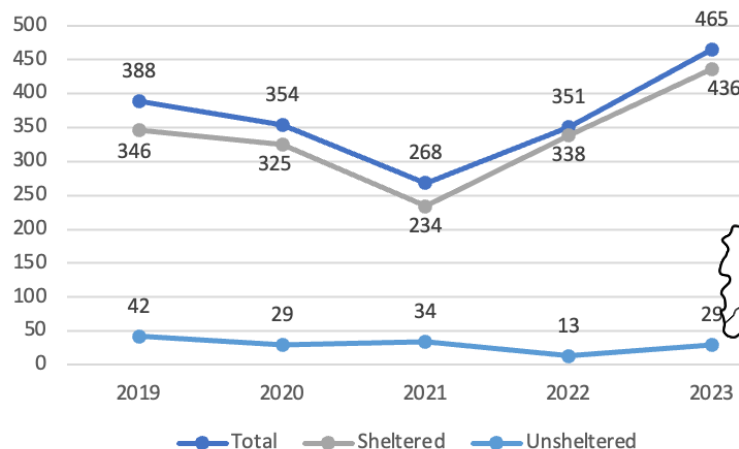
HAVE BEEN HOMELESS 1+ YEARS



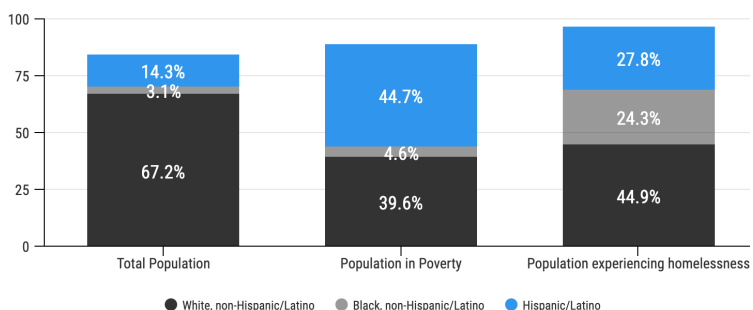
# 60%

REPORTED ONE OR MORE DISABILITIES

### Yearly Comparison of Total Homeless Population



### Morris County Population by Race/Ethnicity



Black, non-Hispanic/Latino are **overrepresented** — 3.1% of the total population, yet account for 24.3% of the population experiencing homelessness.

<sup>†</sup> Sheltered homelessness includes all persons in emergency shelter and transitional housing.

**32%**  
increase in homelessness between 2022 & 2023